

**UNITED STATES
DEPARTMENT OF THE INTERIOR
BUDGET JUSTIFICATIONS, F.Y. 1997**



BUREAU OF INDIAN AFFAIRS

NOTICE: These budget justifications are prepared for the Interior and Related Agencies Appropriations Subcommittees. Approval or release of the justifications prior to their printing in the public record of the Subcommittee hearings may be obtained through the Office of Budget of the Department of the Interior.

UNITED STATES
DEPARTMENT OF THE INTERIOR
BUDGET JUSTIFICATIONS, F.Y. 1997



BUREAU OF INDIAN AFFAIRS

NOTICE: These budget justifications are prepared for the Interior and Related Agencies Appropriations Subcommittees. Approval or release of the justifications prior to their printing in the public record of the Subcommittee hearings may be obtained through the Office of Budget of the Department of the Interior.

DEPARTMENT OF THE INTERIOR
BUREAU OF INDIAN AFFAIRS

Budget Justifications, Fiscal Year 1997

Table of Contents

| | |
|-----------------------------------|--------|
| Organizational Chart | BIA-1 |
| BIA Area Offices | BIA-2 |
| General Statement | BIA-3 |
| Summary Table | BIA-4 |
| Overview of FY 1997 Request | BIA-5 |
| Authorizing Statutes | BIA-16 |

Appropriation: Operation of Indian Programs

| | |
|--|--------|
| Appropriation summary statement | BIA-23 |
| Appropriation language | BIA-25 |
| Justification of proposed language changes | BIA-27 |
| Appropriation language citations | BIA-28 |
| Summary of requirements | BIA-38 |

Justification of program and performance by activity:

Tribal Priority Allocations:

| | |
|---|--------|
| Activity Summary | BIA-44 |
| Tribal Government | BIA-45 |
| Human Services | BIA-50 |
| Education | BIA-54 |
| Public Safety and Justice | BIA-57 |
| Community Development | BIA-61 |
| Resources Management | BIA-66 |
| Trust Services | BIA-73 |
| General Administration | BIA-76 |
| Small and Needy Tribes Distribution | BIA-79 |

Other Recurring Programs:

| | |
|-----------------------------|--------|
| Activity Summary | BIA-80 |
| Tribal Government | BIA-81 |
| Education | BIA-82 |
| Community Development | BIA-95 |
| Resources Management | BIA-96 |

| | |
|--|---------|
| Non-Recurring Programs: | |
| Activity Summary | BIA-105 |
| Tribal Government | BIA-106 |
| Public Safety and Justice | BIA-107 |
| Community Development | BIA-108 |
| Resources Management | BIA-110 |
| Trust Services | BIA-118 |
| Central Office Operations: | |
| Activity Summary | BIA-127 |
| Tribal Government | BIA-129 |
| Human Services | BIA-132 |
| Public Safety and Justice | BIA-133 |
| Community Development | BIA-135 |
| Resources Management | BIA-137 |
| Trust Services | BIA-140 |
| General Administration | BIA-146 |
| Area Office Operations: | |
| Activity Summary | BIA-165 |
| Tribal Government | BIA-167 |
| Human Services | BIA-168 |
| Public Safety and Justice | BIA-169 |
| Community Development | BIA-170 |
| Resources Management | BIA-172 |
| Trust Services | BIA-175 |
| General Administration | BIA-179 |
| Special Programs and Pooled Overhead: | |
| Activity Summary | BIA-182 |
| Human Services | BIA-183 |
| Education | BIA-184 |
| Public Safety and Justice | BIA-188 |
| Community Development | BIA-191 |
| Resources Management | BIA-195 |
| General Administration | BIA-197 |
| Fiscal Year 1997 Budget Schedules | BIA-201 |

Appropriation: Construction

| | |
|--|---------|
| Appropriation language | BIA-203 |
| Appropriation language citations | BIA-204 |
| Analysis of budgetary resources by activity | BIA-208 |
| Summary of requirements | BIA-210 |
| Justification of uncontrollable and one-time changes | BIA-212 |
| Status of Facilities Construction | BIA-213 |

Justification of program and performance by activity:

| | |
|--|----------|
| Education Construction | BIA-214A |
| Public Safety and Justice Construction | BIA-215 |
| Resources Management Construction | BIA-220 |
| General Administration | BIA-227 |
| Fiscal Year 1997 Budget Schedules | BIA-233 |

| | |
|---|---------|
| <u>Appropriation: Indian Land and Water Claim Settlements and Miscellaneous Payments to Indians</u> | BIA-236 |
|---|---------|

| | |
|--|---------|
| <u>Appropriation: Technical Assistance of Indian Enterprises</u> | BIA-247 |
|--|---------|

Direct Loan Accounts

| | |
|--|---------|
| <u>Appropriation: Revolving Fund for Loans Liquidating Account</u> | BIA-250 |
|--|---------|

| | |
|--|---------|
| <u>Appropriation: Indian Direct Loan Financing Account</u> | BIA-252 |
|--|---------|

Guaranteed Loan Accounts

| | |
|---|---------|
| <u>Appropriation: Indian Loan Guaranty and Insurance Fund Liquidating Account</u> | BIA-254 |
|---|---------|

| | |
|--|---------|
| <u>Appropriation: Indian Guaranteed Loan Program Account</u> | BIA-259 |
|--|---------|

| | |
|--|---------|
| <u>Appropriation: Indian Guaranteed Loan Financing Account</u> | BIA-262 |
|--|---------|

| | |
|--|---------|
| <u>Appropriation: Miscellaneous Permanent Appropriations</u> | BIA-264 |
|--|---------|

| | |
|---|---------|
| <u>Appropriation: Operation and Maintenance of Quarters</u> | BIA-268 |
|---|---------|

| | |
|---|---------|
| <u>Appropriation: Equipment Capitalization Fund</u> | BIA-270 |
|---|---------|

Trust Funds:

| | |
|---------------------------------------|---------|
| White Earth Settlement Fund | BIA-271 |
|---------------------------------------|---------|

| | |
|-------------------------------------|---------|
| Cooperative Fund (Papago) | BIA-272 |
|-------------------------------------|---------|

| | |
|---|---------|
| Payment to Tribal Economic Recovery Funds | BIA-273 |
|---|---------|

| | |
|--|---------|
| Tribal Economic Recovery Funds | BIA-274 |
|--|---------|

| | |
|-------------------------------------|---------|
| Miscellaneous Trust Funds | BIA-275 |
|-------------------------------------|---------|

Appendices:

Employee Count By Grade

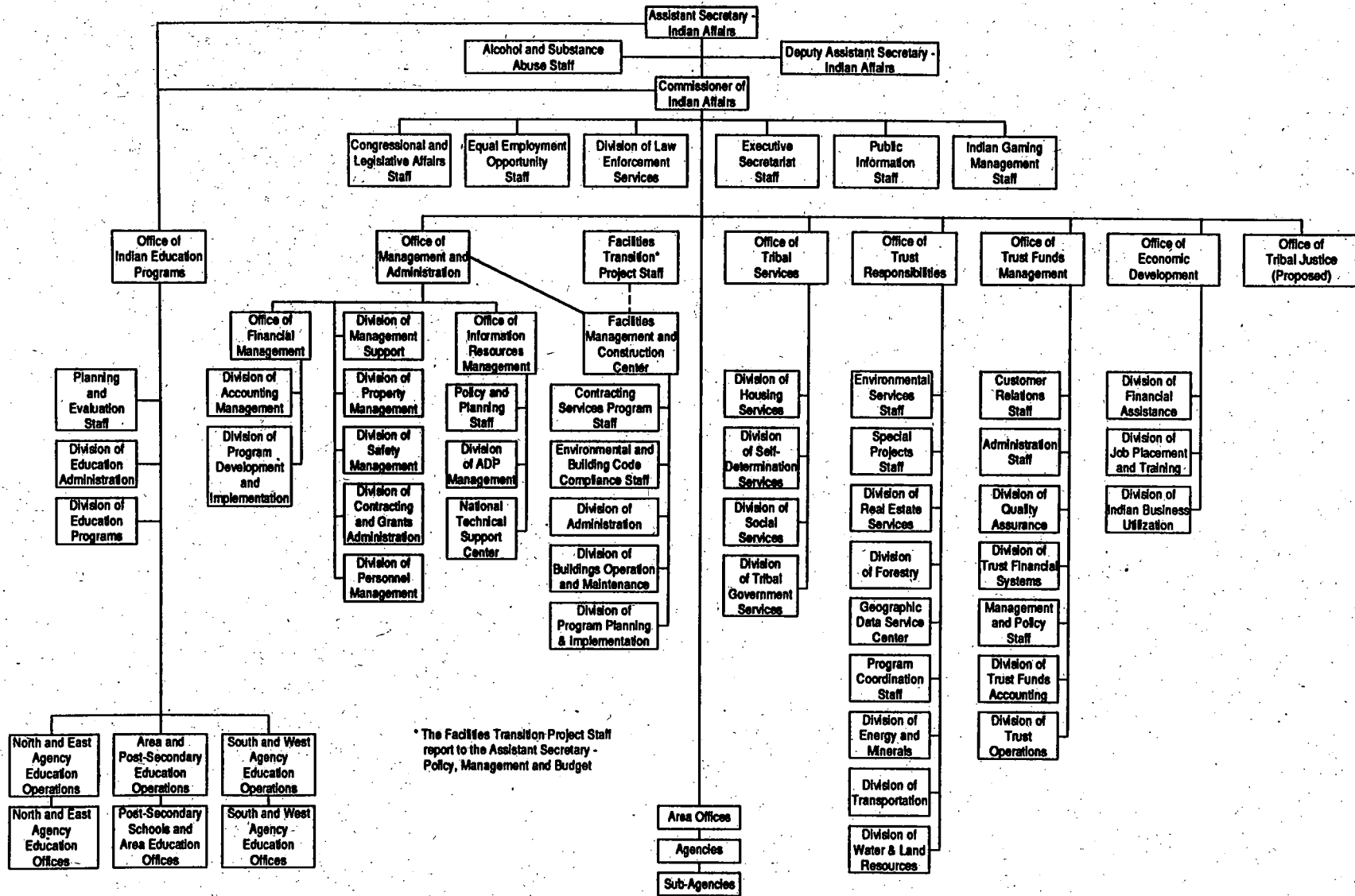
ISEP Formula and Administrative Cost Grants by School

Student Transportation by School

Area Direct Operations by Area

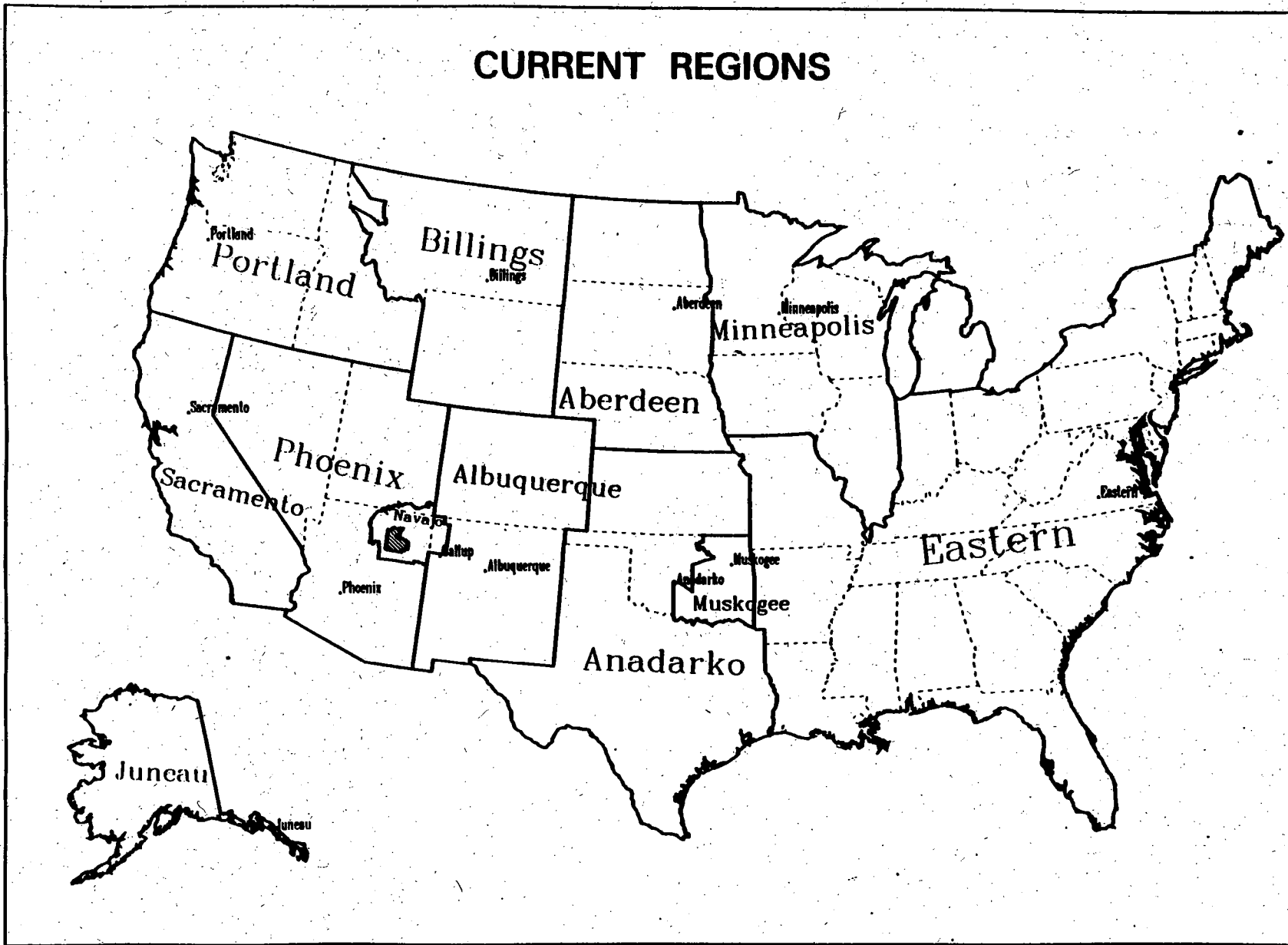
Tribal Priority Allocations by Location

SUMMARY



Bureau of Indian Affairs

CURRENT REGIONS



BIA-2

GENERAL STATEMENT

The Bureau of Indian Affairs, created in the War Department in 1824, was transferred to the Department of the Interior in 1849. The history of the relationship between Indian tribes and the U. S. Government reveals that the mission of the BIA was founded on a government-to-government relationship and a trust responsibility emanating from treaties and other agreements with Native groups. The Bureau, therefore, as an agent of the U.S. Government, recognizes a fundamental responsibility to American Indians and Alaska Natives, and the tribal form of government. The mission of the Bureau of Indian Affairs is to enhance the quality of life, to promote economic opportunity, and to carry out the responsibility to protect and improve the trust assets of American Indians, Indian tribes and Alaska Natives. The Bureau accomplishes this mission through the delivery of quality services, maintaining government-to-government relationships within the spirit of Indian self-determination.

The Bureau is a bifurcated organization headed by the Commissioner of Indian Affairs and the Director of the Office of Indian Education Programs. Both of these officials report directly to the Assistant Secretary - Indian Affairs. The Commissioner has line authority over 12 area offices and 83 agency offices. Staff support is provided through Directors for Economic Development, Management and Administration, Tribal Services, and Trust Responsibilities.

The Director of the Office of Indian Education Programs directs 24 Education Line Officers stationed throughout the country. During the 1995-96 school year, Education programs supported the operation of 118 day schools, 48 on-reservation boarding schools, seven off-reservation boarding schools, and 14 dormitories which house Indian children attending public schools.

The Bureau's headquarters is located in Washington, D.C., but the majority of its central office staff work in Albuquerque, New Mexico. At the end of FY 1995, total employment was 13,351 positions and 11,973 full-time equivalents.

The Bureau provides services directly, or through contract, to over one million Indians, Eskimos, and Aleuts who reside in 31 states. The Bureau carries out the government-to-government functions for the Federal Government with 333 Indian tribes in the continental United States and with 223 Alaskan Native organizations. The Bureau administers more than 46 million acres of tribally-owned land, 10 million acres of individually-owned land which is held in trust status, and 440,000 acres of federally-owned land.

The following pages provide a comparison between the Committee estimates for FY 1996 and the FY 1997 request.

SUMMARY TABLE
(Dollars in Thousands)

| | | FY 1996 Estimate | FY 1997 Request | (+/-) From 1996 |
|--|------------|---------------------|--------------------|--------------------|
| Direct Appropriations: | | | | |
| Operation of Indian Programs | \$ | 1,384,434 | 1,579,423 | +194,989 |
| | <i>FTE</i> | 9,658 | 9,388 | -270 |
| Construction | \$ | 100,833 | 122,824 | +21,991 |
| | <i>FTE</i> | 680 | 716 | +36 |
| Indian Land and Water Claim Settlements and Miscellaneous Payments to Indians | \$ | 80,645 | 75,241 | -5,404 |
| | <i>FTE</i> | 19 | 19 | 0 |
| Indian Direct Loan Program Account | \$ | 0 | 0 | 0 |
| Indian Guaranteed Loan Program Account | \$ | 5,000 | 5,002 | +2 |
| | <i>FTE</i> | 5 | 5 | -- |
| Technical Assistance of Indian Enterprises | \$ | 500 | 0 | -500 |
| Navajo Rehabilitation Trust Fund | \$ | 0 | 0 | 0 |
| Subtotal, Direct Appropriations | \$ | 1,571,412 | 1,782,490 | +211,078 |
| | <i>FTE</i> | 10,362 | 10,128 | -234 |
| Permanent and Trust Funds: | | | | |
| Miscellaneous Permanent Appropriations | \$ | 69,493 | 70,419 | +926 |
| | <i>FTE</i> | 438 | 438 | -- |
| White Earth Settlement Fund | \$ | 7,000 | 7,000 | -- |
| Miscellaneous Trust Funds | \$ | 326,425 | 313,438 | -12,987 |
| Payment to Tribal Economic Recovery Funds | \$ | 13,000 | -- | -13,600 |
| Tribal Economic Recovery Fund | \$ | 25,062 | 12,776 | -12,286 |
| Cooperative Fund (Papago) | \$ | 1,307 | 1,046 | -261 |
| Indian Loan Guaranty and Insurance Fund | \$ | 11,000 | 11,000 | -- |
| Quarters Operation & Maintenance | \$ | 6,000 | 6,000 | -- |
| | <i>FTE</i> | 91 | 91 | -- |
| Equipment Capitalization Fund | <i>FTE</i> | 37 | 37 | -- |
| Budget Authority, Total BIA | \$ | 2,031,299 | 2,204,169 | +172,870 |
| | <i>FTE</i> | 10,928 | 10,694 | -234 |

BUREAU OF INDIAN AFFAIRS

OVERVIEW OF FY 1997 BUDGET REQUEST

The FY 1997 President's Budget request for the Bureau of Indian Affairs (BIA) totals \$2,204,169,000 which consists of \$1,782,490,000 for direct appropriations and \$421,679,000 in permanent and trust appropriations. The FY 1997 request for direct appropriations is \$211,078,000 more than Conference Report Level for FY 1996.

| <u>Budget Authority</u> | 1996 | 1997 | 1997 | |
|-------------------------|--------------------------------|-----------------------------------|--|----------------|
| | Conference Level (\$000) | President's Request (\$000) | Request Change from 1996 Amount (\$000) | Percent (%) |
| Direct | 1,571,412 | 1,782,490 | +211,078 | +13.4 |
| Permanent | 459,887 | 421,679 | -38,208 | -8.3 |
| Total | 2,031,299 | 2,204,169 | +172,870 | +8.5 |
| Full-Time Equivalents | 10,928 | 10,694 | -234 | -2.1 |

Mission and Objectives

The BIA's mission is to enhance the quality of life, promote economic opportunity, and carry out the responsibility to protect and improve the trust assets of American Indians, Indian tribes and Alaska Natives. The mission is accomplished through the delivery of quality services and maintaining government-to-government relationships within the spirit of Indian self-determination. The BIA provides services directly, or through contracts, grants or compacts, to more than one million Indians, Eskimos, and Aleuts who are members of 556 federally-recognized tribes in 31 states. The BIA is trustee over 46 million acres of tribally-owned land, 10 million acres of individually-owned land, and 440,000 acres of federally-owned land. The BIA's organization consists of headquarters offices in Washington, D.C. and Albuquerque, N.M., 12 area offices and 83 agency offices. At the end of FY 1995, the BIA's total employment was 12,060 full-time equivalents.

Implications of FY 1996 Reductions

In FY 1996, the Bureau's appropriation was reduced by 9 percent, which included the funds used for programs and operations. The reductions were taken primarily in funding for Tribal Priority Allocations, Central Office Operations and Area Office Operations. During the debate on these reductions, BIA attempted to relay to Congress the implications of such reductions. Given the varying levels of funding under a dozen continuing resolutions and two Federal shutdowns, complete knowledge of the implications is still not known. However, anecdotal evidence supports difficulties in several areas.

Tribal Priority Allocations (TPA) funding is the largest source of funding in the BIA budget for tribal self-determination (*Public Law 93-638, as amended*) contracts. TPA funds support such essential governmental programs as law enforcement, tribal courts, community fire protection,

higher education scholarships, adult vocational training, social services, Indian Child Welfare Act grants, housing improvement, and road maintenance. TPA also funds trust resource management programs such as forestry and woodlands, water resources, wildlife and parks, minerals and mining, real estate services and environmental quality services.

The reduction in TPA makes it difficult for tribes to contract for programs unless they can subsidize the cost of federal responsibilities with tribal funds. The reduction makes it more difficult for tribes to operate self-determination contracts with current funds; especially for such programs as law enforcement that have inflationary costs associated with high vehicle maintenance, premium and overtime salary costs. Because of the flexibility tribes having in determining priorities and the confusion caused by the continuing resolutions, it has been difficult to accurately predict the specific programmatic impacts of the proposed general reduction. Each tribe prioritizes programs differently.

However, fewer funds are available for contract support and that reduces the incentive to assume responsibility for tribal program management.

The reductions expose the Federal Government to significant liability, including: breach of trust responsibilities, failure to provide service at an appropriate level, and providing services in a disparate manner from reservation to reservation. In Social Services, the reduction combined with the anticipation of welfare reform by states will have a devastating effect on Indian families. In FY 1994 alone, 26,000 child abuse or neglect cases were handled by the Bureau. For the Indian Child Welfare program, a reduction forces social workers to reduce and/or terminate placement of children and in certain instances return them to potentially harmful environments, resulting in some Indian children being injured emotionally as well as physically and increasing family dysfunction.

In Law Enforcement, the shutdowns lead to the closure of some detention facilities and funding levels have lead to discussions on retroceding law enforcement programs, many Indian communities are already faced with crime and substance abuse-related incidents far above the national average. A reduction in police forces, be they tribal or Bureau, will exacerbate an already severe problem. Tribes prioritize funds for Community Fire Protection because they are not supported by state or local governments.

In Education, the Bureau awards about 15,000 scholarships annually, with many more applications that would be granted scholarships if additional funding were available. A reduction to this Scholarships program and the lack of full year funding under many continuing resolutions has resulted in 5,000 fewer scholarships being provided to Indian students at a time when the average dropout rate for Indian students far exceeds the national average. A college education is one of the few opportunities Indian youth have to prepare for a future that will result in meaningful employment and the ability to provide a decent, adequate life for their future families. In 1996, School Year 1996-97 funding was held basically at the 1995 level despite a projected 5 percent increase in student enrollment. There is a real concern that in the upcoming 1996-97 school year, schools will lack the necessary funds to operate in accordance with state and regional accreditation standards.

The Housing Improvement Program provided only three percent of the actual housing need of

Indian families, which is estimated at \$642 million (\$376 million for repairs and \$266 million for new home construction). The reduction has decreased the level of funding to about two percent of the total documented need. Housing improvements will be significantly reduced in many areas where many of the homes for Indian families are already below standard. There is also an increasing number of homeless people on Indian reservations. The Navajo nation reports 20,000 homeless families reside on the reservation. Though there are no statistics on the homeless families on other reservations, the number nationwide is significant. The overall effect of this general reduction will be to increase these numbers.

The reduction in the road maintenance program results in fewer miles of roads maintained. The severe winter has contributed to roads becoming nearly unusable on some large reservations.

Trust programs include Indian rights protection, the management of real property and related services such as appraisals and leasing. These programs represent the most critical fundamental trust responsibility-managing trust lands. Trust land leasing activities are a major part of the real estate program and provide a major source of income to landowners. The reduction in these programs has a detrimental effect on the one source of income some tribes and individual landowners have.

It is still too early to tell if significant numbers of program contracts will be retroceded. Using FY 1995 actual obligations as a basis, it is estimated that approximately 60 percent of the resources in the Operation of Indian Programs account will be operated by tribes through contracts and compacts in FY 1996. Before the reductions, the rate of contracting was assumed to grow. Assuming that the same percent of TPA programs are contracted, the reduction may result in many tribes retroceding programs back to the Bureau due to inadequate resources. With potential employee reductions and agency closures, the end result may be that no program services will be provided to many Indian reservations around the nation.

On February 2, 1996, the BIA executed a Reduction-in-Force (RIF) in order to live within the FY 1996 budget cuts. After having 864 people accept buy-outs and not filling those positions as required by law, BIA eliminated another one thousand vacant positions that were funded during FY 1995. BIA still either reassigned, downgraded or separated almost 700 people. Some Bureau employees require additional training before they can fully perform in their reassigned positions. Indian Country will experience the impact of this action for some time to come.

The Senate Subcommittee report on the proposed 1996 appropriations bill defended the reduction of over one-fifth of the BIA budget request by implying that Tribes depend heavily on other (non-BIA) Federal programs. It is true that BIA provides only about 30 percent of all Federal funds for Indian programs. However, it is only through the BIA that the Tribes receive funds critical to the ongoing operation of tribal governments and a wide variety of basic programs not available from other Federal agencies. The Indian Health Service, comprising almost 40 percent of Federal funds for Indian programs, is limited to the provision of health and medical services. The Department of Education provides about eight percent of the federal funds for Indian programs, with almost all of these funds going to states for Indian children in public schools, not to the tribes. The remaining 22 percent of federal funds are for specific programs with narrow eligibility requirements, such as elderly meals programs and low income

home energy assistance. Tribes cannot look to these programs to compensate for reductions to basic reservation programs such as law enforcement, trust resource protection, reservation infrastructure construction, Indian school operations, and fire protection. The bottom line is that Congress has placed the major responsibility for these critical Indian programs with the BIA and cuts such as those proposed by the Senate last year cannot be absorbed elsewhere.

Progress on Administrative Reform

The Bureau is becoming more efficient in several ways. BIA has improved financial audit performance, reduced material weaknesses, been more responsive in providing Congressional directives in a timely fashion, and received its first audited annual financial statement.

It continues to be said that only 10 cents of each dollar of funding for Indian programs are distributed to the tribes. Based on our FY 1995 annual report, nearly one-half of each dollar from the funding Congress provides for operations goes directly to *Public Law 93-638* contracts, compacts and grants. Less than 25 cents goes for payroll and benefits, including the staff that work directly on Indian reservation programs. This does not include funds outside of the operating account such as land and water settlements, and loan programs which go in total to Indian programs. In FY 1996, BIA's Central Offices, Area Offices, and Pooled Overhead accounts make up a little more than nine cents of each dollar from the Appropriations Committee.

FY 1997 Budget Summary

The FY 1997 request was developed with tribal participation and emphasizes additional commitments to tribal self-determination, Indian education, critical infrastructure needs, and trust asset management. The major initiatives are highlighted below and in the following tables, with further details on appropriations and program changes provided in this budget document.

Operation of Indian Programs

The FY 1997 budget request for the Operation of Indian Programs (OIP) appropriation totals \$1,579,423,000, an increase of \$194,989,000 over the FY 1996 conference level. Major program increases are in the areas of tribal priority allocations and Indian education.

The 1997 budget includes a significant investment in Indian education. For School Operations, a total of \$452,337,000 is requested which will fund schools and dormitories serving approximately 51,800 elementary and secondary students in 23 states. The major program increases include \$21,119,000 for Indian Student Equalization Program (ISEP) formula allocations, \$5,815,000 for student transportation, \$5,356,000 for operation and maintenance of the school and facilities, and \$5,600,000 for administrative cost grants. These funding increases reflect annual growth in student enrollments, additional investments in modern educational equipment and textbooks, and an increased number of schools being operated by tribes under self-determination grants and contracts. An additional \$700,000 will support enhanced ADP capabilities for reporting student and school statistics.

In 1997, School Operations is increased in order to restore the funds needed for schools to

deliver quality education and provide safe and adequate transportation for an increased enrollment. BIA anticipates that between 1995 and 1997, school population will increase by an additional 4,000 children.

The FY 1997 budget request strengthens Indian self-determination through continued expansion of Tribal Priority Allocations (TPA). Tribes depend on the TPA budget for developing strong tribal governments, the basic organization needed if true self-determination is to be achieved, and for basic necessities and services such as law enforcement, child welfare, scholarships, natural resource management, and other programs critical to improving the quality of life and the economic potential of the reservations. Without adequate funds for these core programs, unemployment on reservations will increase, the economic investments of natural resources will not be realized, and Tribal governments will not achieve the level of self governance envisioned by the Indian Self Determination legislation.

Within TPA Tribes may prioritize program resources according to their unique needs and circumstances. The FY 1997 budget restores reductions made in 1996, providing \$157,543,000 more than 1996. In order to provide the maximum TPA level, certain programs elsewhere in the budget were eliminated, such as the community and economic development grant program and the technical assistance appropriations. TPA funding in the 1997 request is slightly more than half of the total request for operating programs.

The budget includes trust investments crucial to saving additional costs in the out years. Additional funds in the amount of \$2,406,000 are needed for water rights studies and negotiation activities, to avoid more costly legislated settlements. This modest increase returns the program to the 1995 enacted level of funding. The irrigation operations and maintenance program is increased by \$1,000,000 in order to keep pace with court ordered repairs and maintenance and to prevent further deterioration of existing irrigation systems. As discussed above, an additional \$2,500,000 is requested in Central Office Operations to continue ongoing automation of existing manual processes required for land title and records functions.

Construction

The request for the BIA Construction appropriation is \$122,824,000, more than one third of which (\$44,016,000) is for Education Construction. The New School Construction program funds replacement of older, unsafe, and dilapidated schools on reservations following the New School Priority List, which is currently limited to 16 schools. In 1997, New School Construction is funded at \$18,000,000 in order to provide \$4,000,000 to complete construction of the Chief Leschi school complex in Washington state, the eighth school on the Priority List, and \$14,000,000 for construction of the Many Farms High school in Arizona, the fourth school on the Priority List. The six remaining schools on the first half of the Priority List are either completed or under construction.

The Education Facilities Improvement and Repair (FI&R) Program will continue to address health and safety deficiencies in education facilities and is funded at \$23,016,000, a level compatible with BIA's anticipated progress in obligating FI&R funds. In addition, \$3,100,000 is requested to begin replacement of the obsolete facilities management information systems. Replacement is critical to ensuring that schools, dormitories, and other BIA facilities are

managed efficiently and in conformance with health and safety codes.

The budget also requests \$14,500,000, an increase of \$8,500,000 above the 1996 Conference level, for Public Safety and Justice construction. Tribes cite law enforcement as a top priority; this activity funds detention centers on reservations and fire protection safeguards in schools and other facilities. The budget includes \$9,100,000 for construction of court ordered Ute Mountain Ute Detention facility in Colorado and \$1,000,000 to complete design of the Salt River facility in Arizona. Without adequate reservation detention facilities, offenders may be prematurely released into the community.

The budget includes \$18,002,000 for the correction of structural deficiencies of high hazard dams on Indian lands. In 1997, the Bureau will begin correction of high risk problems on Weber Dam in Nevada and Dulce Dam in New Mexico. The budget also includes \$29,000,000 for the Navajo Indian Irrigation Project. Responsibility for the Southern Arizona Water Settlement project is transferred to the Bureau of Reclamation. Finally, the Construction resources management program is increased by \$4,500,000 to fulfill the Secretary's trust obligations in Federal Power Act requirements in the relicensing of hydroelectric facilities on or near Indian reservations.

Indian Land & Water Claim Settlements and Miscellaneous Payments to Indians

The 1997 budget request includes \$69,200,000 for settlements resolving long standing tribal claims to water and lands. The budget request represents a continuing commitment of several administrations to settle, rather than litigate Indian claims to water resources. Since 1980, there have been 14 Indian water rights settlements and the funds in this account provide payments for legislated settlements. An additional \$6,000,000 is included as a legislative proposal for the settlement requirements related to claims of the Torres Martinez Band of Cahuilla Mission Indians. It is anticipated that during FY 1996, the Torres Martinez settlement agreement will be signed and legislation will be enacted authorizing the appropriation in FY 1997.

National Performance Review

The Bureau of Indian Affairs made substantial progress in meeting the goals of its Streamlining and Reinventing Government Phase II (REGO II) plans. In order to meet the constraints imposed by the FY 1996 Conference funding level, the number of Bureau employees had to be reduced. In the process, several streamlining plan objectives were accomplished. The Bureau-wide reduction-in-force reduced the number of positions associated with central control and oversight by targeting managers. This achieved the supervisor to employee ratio of 1:15. The reduction-in-force also abolished most management and program analyst positions that were associated with non-programmatic functions and reduced the number of positions with more than 50 percent administrative duties. The headquarters staff (Central Office East and West) was reduced from 861 in FY 1992 to 450 in FY 1996.

The Bureau's REGO II plan called for the acceleration of the transfer of Bureau program operations to Indian tribes under the authorities of the Self-Governance and Self-Determinations Act amendments which authorize tribes to take "tribal shares" of Bureau funds and operate the

programs themselves. In preparation for the FY 1997 negotiations with tribes, the Bureau has completed identification of the core residual functions that the Bureau is required to perform by statute or treaty. All programs have been analyzed to determine the amount of resources required to maintain the core functions. The next step will be to present the Bureau's analysis at consultation sessions with all tribal governments and achieve consensus concerning the residual functions, where jobs are performed, and how much is available to tribes for tribal shares. The tribal meetings are scheduled to be completed during April 1996. Formal contract and compact negotiations will begin in May 1996, for FY 1997. As tribes choose to take their shares, the Bureau will continue to downsize, streamline and restructure to accommodate the decrease in funding.

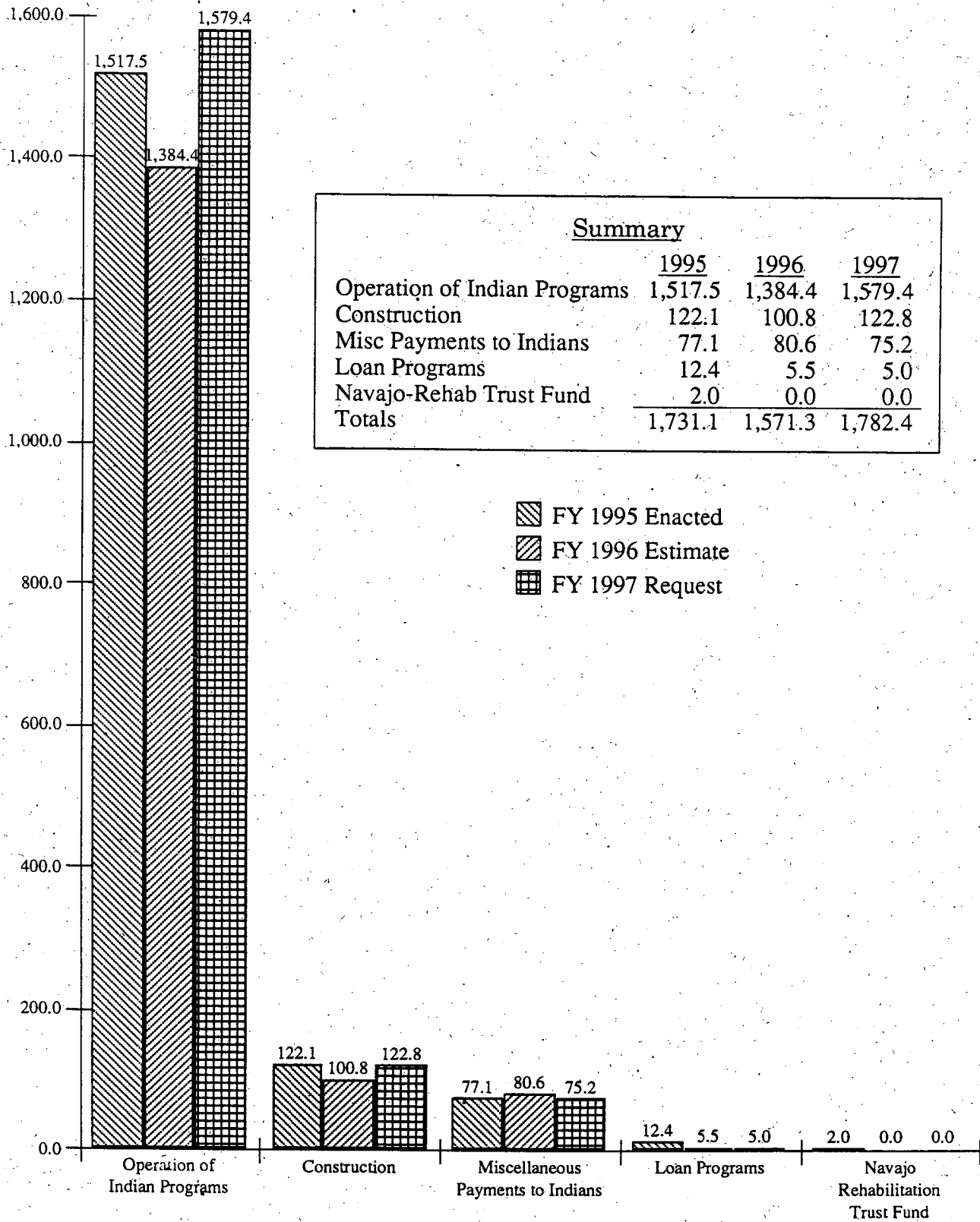
Government Performance and Results Act

The Government Performance and Results Act (GPRA) of 1993 (*Public Law 103-62*) requires all federal agencies to establish a strategic plan for program activities by the end of FY 1997 and to begin issuing annual reports on program performance by March 31, 2000. The BIA provides all essential programs and services to Indian tribes that the entire Federal Government normally provides to state and local governments, except for health and defense programs. It also serves as trustee for Indian and Alaska Native lands held in trust by the United States.

The BIA has a GPRA pilot project to develop a performance measurement system for forestry and ecosystem restoration in the Pacific Northwest. In the FY 1995 annual financial statement, the BIA has made progress in developing and reporting performance measure. The funding reduction imposed on BIA in FY 1996 has slowed progress in implementing GPRA. The FY 1997 budget request includes resources to establish a strategic plan and meet the requirement of GPRA by the end of FY 1997.

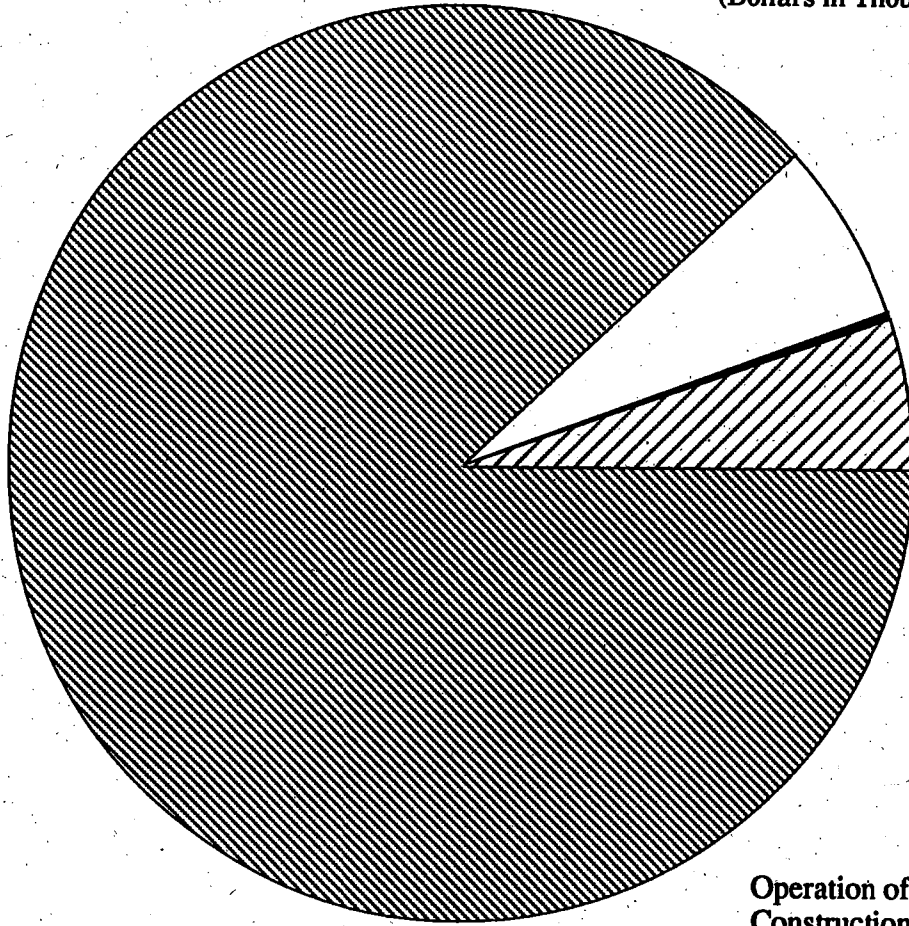
BUREAU OF INDIAN AFFAIRS
FY 1997 Request Compared to FY 1995 Enacted and FY 1996 Estimate

(Dollars in Millions)



| | <u>1995</u> | <u>1996</u> | <u>1997</u> |
|------------------------------|----------------|----------------|----------------|
| Operation of Indian Programs | 1,517.5 | 1,384.4 | 1,579.4 |
| Construction | 122.1 | 100.8 | 122.8 |
| Misc Payments to Indians | 77.1 | 80.6 | 75.2 |
| Loan Programs | 12.4 | 5.5 | 5.0 |
| Navajo-Rehab Trust Fund | 2.0 | 0.0 | 0.0 |
| Totals | 1,731.1 | 1,571.3 | 1,782.4 |

DISTRIBUTION OF FY 1997 BUDGET REQUEST
 (Direct Appropriations)
 (Dollars in Thousands)

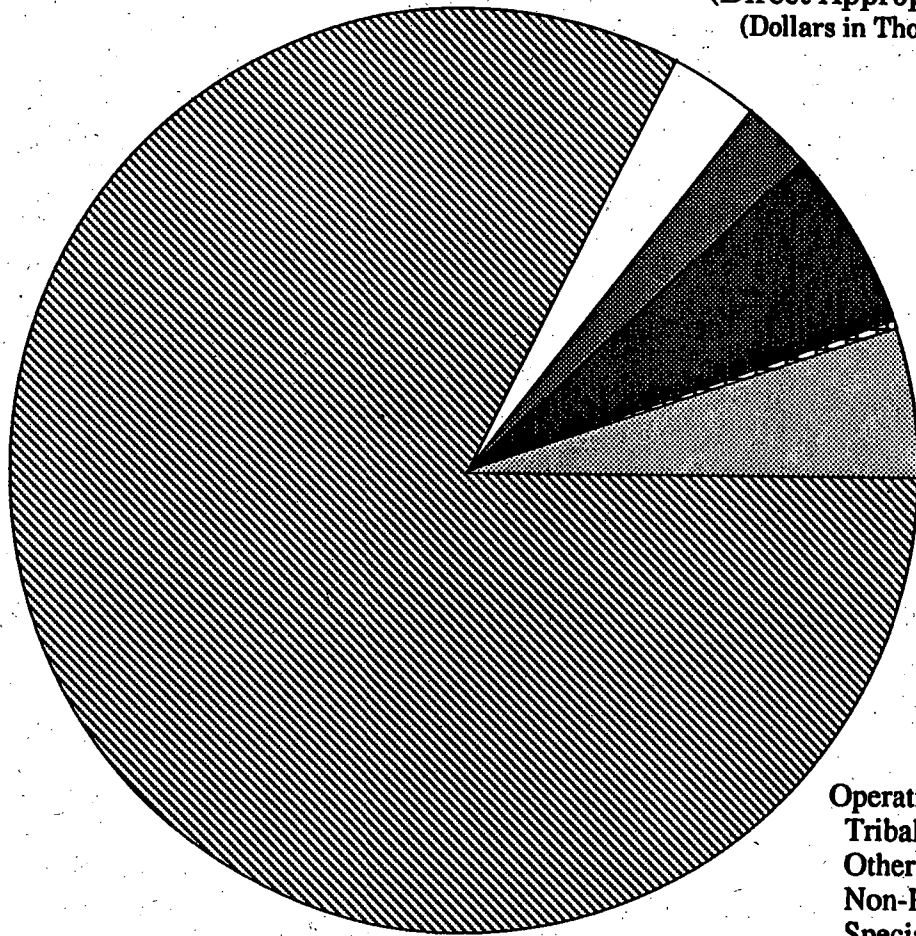


- ▣ Operation of Indian Programs (88.61%)
- Construction (6.89%)
- Loan Programs (0.28%)
- ▤ Land & Water Claims Settlements and Miscellaneous Payments to Indians (4.22%)

BIA-13

| | <u>FY 1996</u> <u>Estimate</u> | <u>FY 1997</u> <u>Request</u> | <u>Change</u> |
|--|-----------------------------------|----------------------------------|----------------|
| Operation of Indian Programs | 1,384,434 | 1,579,423 | 194,989 |
| Construction | 100,833 | 122,824 | 21,991 |
| Loan Programs | 5,500 | 5,002 | -498 |
| Land & Water Claims Settlements and Miscellaneous Payments to Indians | 80,645 | 75,241 | -5,404 |
| Navajo Rehabilitation Trust | 0 | 0 | 0 |
| Total | 1,571,412 | 1,782,490 | 211,078 |

DISTRIBUTION OF FY 1997 BUDGET REQUEST
 (Direct Appropriations)
 (Dollars in Thousands)



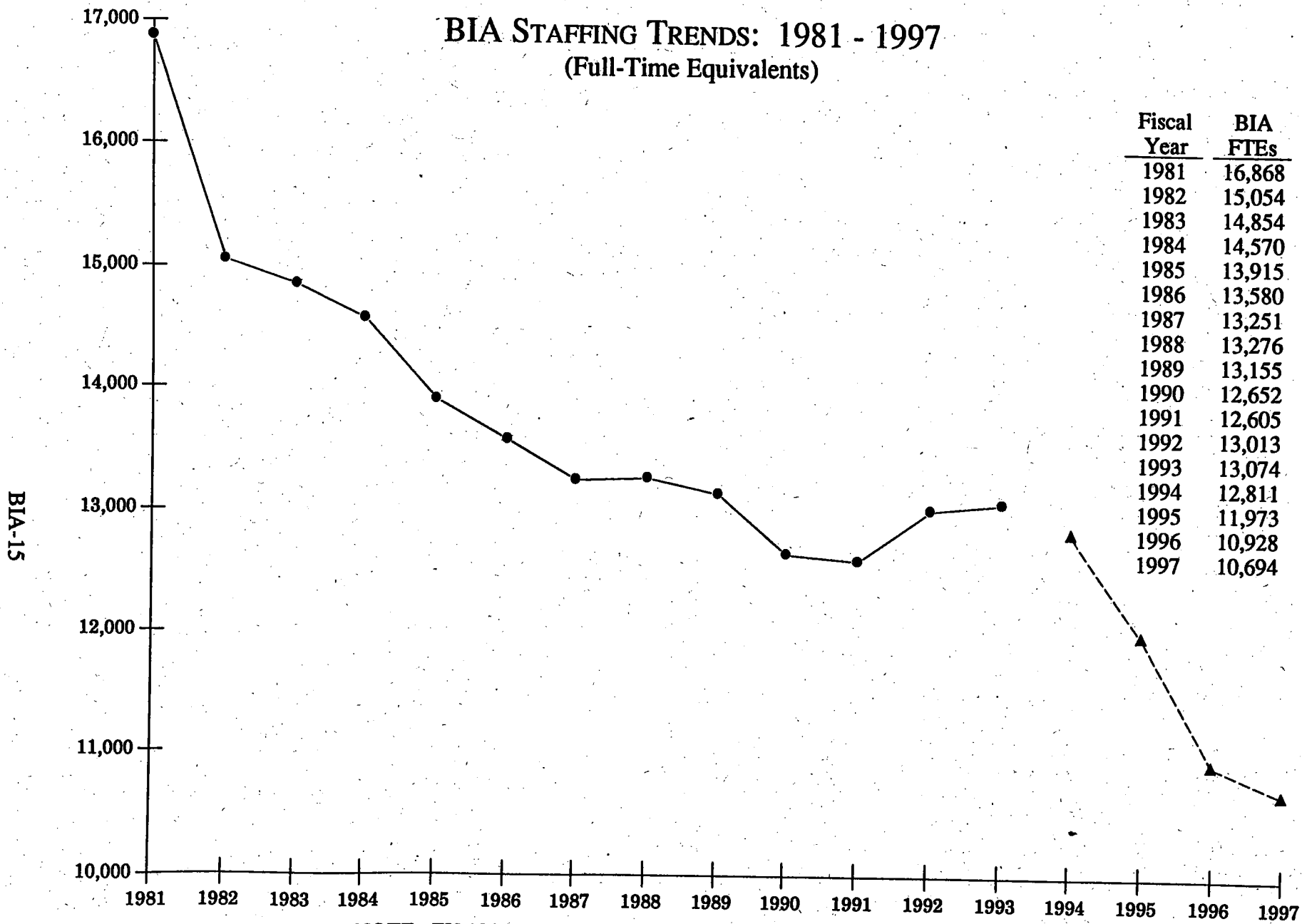
- ▨ Operation of Indian Programs (83.50%)
- Central Office Operations (3.06%)
- Area Office Operations (2.05%)
- Construction (6.89%)
- ▤ Loan Programs (0.28%)
- ▨ Land & Water Claim Settlements
Miscellaneous Payments to Indians (4.22%)

BIA-14

| | <u>FY 1996</u> <u>Estimate</u> | <u>FY 1997</u> <u>Request</u> | <u>Change</u> |
|---|-----------------------------------|----------------------------------|----------------|
| Operation of Indian Programs | 1,297,199 | 1,488,351 | 191,152 |
| Tribal Priority Allocations | 654,152 | 811,695 | 157,543 |
| Other Recurring Programs | 493,497 | 537,011 | 43,514 |
| Non-Recurring Programs | 66,221 | 65,998 | -223 |
| Special Programs & Pooled Overhead | 83,329 | 73,647 | -9,682 |
| Central Office Operations | 50,521 | 54,511 | 3,990 |
| Area Office Operations | 36,714 | 36,561 | -153 |
| Construction | 100,833 | 122,824 | 21,991 |
| Loan Programs | 5,500 | 5,002 | -498 |
| Land & Water Claim Settlements and Miscellaneous Payments to Indians | 80,645 | 75,241 | -5,404 |
| Navajo Rehabilitation Trust | 0 | 0 | 0 |
| Total | 1,571,412 | 1,782,490 | 211,078 |

BIA STAFFING TRENDS: 1981 - 1997

(Full-Time Equivalents)



NOTE: FY 1994-97 excludes FTEs allocated by BIA to other federal agencies.

BUREAU OF INDIAN AFFAIRS
Authorizing Statutes

General Authorizations:

25 U.S.C. 13 (The Snyder Act of November 2, 1921), 42 Stat. 208, P.L. 67-85; 90 Stat. 2233, P.L. 94-482. Permanent.

25 U.S.C. 461 et seq. (The Indian Reorganization Act of 1934), 48 Stat. 984, P.L. 73-383; P.L. 103-263. No expiration.

25 U.S.C. 450 (The Indian Self-Determination and Education Assistance Act), 88 Stat. 2203, P.L. 93-638, P.L. 100-472; 102 Stat. 2285, P.L. 103-413. No expiration.

25 U.S.C. 452 (The Johnson-O'Malley Act of April 16, 1934), 48 Stat. 596, P.L. 73-167; P.L. 103-332. No expiration.

25 U.S.C. 2401 et seq., Part 4 of the Anti-Drug Abuse Act of 1986, Subtitle C (The Indian Alcohol and Substance Abuse Prevention and Treatment Act of 1986), 106 Stat. 4582, P.L. 99-570, as amended; 102 Stat. 4217, P.L. 100-690; P.L. 102-573. Appropriations authorized through 2000.

In addition to the general authorizations listed above, the following programs have specific authorizing legislation as shown below:

OPERATION OF INDIAN PROGRAMS

Education

School Operations

25 U.S.C. 2001-2019 (The Education Amendments of 1978), 92 Stat. 2143, P.L. 95-561, as amended; P.L. 103-382. Certain appropriations authorized through 1999.

25 U.S.C. 2008 (The Quarter Blood Amendment), 99 Stat. 1747, P.L. 99-228; P.L. 101-301. No expiration.

Continuing Education

25 U.S.C. 1810 et seq. (The Tribally Controlled College Assistance Act of 1978), 106 Stat. 797, P.L. 95-471, P.L. 102-325. Appropriations authorized through 1997.

Tribal Government

Aid to Tribal Government

25 U.S.C. 1721 et seq. (The Maine Indian Claims Settlement Act of 1980), P.L. 96-420; P.L. 102-171.

25 U.S.C. 1401 et seq. (The Indian Judgment Fund Distribution Act of 1973); 87 Stat. 466, P.L. 93-134.

25 U.S.C. 651 (Advisory Council on California Indian Policy Act of 1992), 106 Stat. 2131, P.L. 102-416.

New Tribes

25 U.S.C. 983 (Ponca Restoration Act), 104 Stat. 1167, P.L. 101-484

25 U.S.C. 1721 (Aroostook Band of Micmacs Settlement Act), 105 Stat. 1143, P.L. 102-171

California Rancheria Act of 1958, 72 Stat. 619, P.L. 85-671; Act of August 11, 1964, 78 Stat. 390, P.L. 88-419

25 U.S.C. 941 (Catawba Indian Tribe of South Carolina Land Claims Settlement Act of 1993), 107 Stat. 1118, P.L. 103-116

25 U.S.C. *** (Auburn Indian Restoration-Title II), 108 Stat. 4526, P.L. 103-434

25 U.S.C. *** (Pokagon Band of Potawatomi Indians), 108 Stat. 2153, P.L. 103-323

25 U.S.C. *** (Little Traverse Bay Bands of Odawa Indians and the Little Band of Ottawa Indians Act), 108 Stat. 2156, P.L. 103-324

25 U.S.C. 1300 (Paskenta Band of Nomlaki Indians), 108 Stat. 4793, P.L. 103-454, Title III.

Self Governance

25 U.S.C. 450 (Tribal Self-Governance); P.L. 103-413, Title IV.

Public Safety and Justice

Tribal Courts

25 U.S.C. 1721 et seq. (The Maine Indian Claims Settlement Act of 1980), P.L. 96-420; P.L. 102-171.

25 U.S.C. 3601 et seq. (Indian Tribal Justice Act), 107 Stat. 2004, P.L. 103-176; Appropriations authorized through 2000.

Law Enforcement

18 U.S.C. 3055 (Act of June 25, 1948), 62 Stat. 817, P.L. 80-722; P.L. 103-322.

25 U.S.C. 2801 et seq. (Indian Law Enforcement Reform Act), 104 Stat. 473, P.L. 101-379.

5 U.S.C. 5305 (Federal Law Enforcement Pay Reform), 104 Stat. 1465, P.L. 101-509, Title IV; P.L. 103-322.

Human Services

Social Services

25 U.S.C. 1901 et seq. (Indian Child Welfare Act), 92 Stat. 3069, P.L. 95-608 (Family Support Act), 102 Stat. 2343, P.L. 100-485. No expiration.

25 U.S.C. 1300 (Texas Band of Kickapoo Act), 96 Stat. 2269, P.L. 97-429. No expiration.

Child Protection

18 U.S.C. 53 (Indian Child Protection and Family Violence Prevention Act), 104 Stat. 4531, P.L. 101-630, Title IV. Authorization of appropriations for Sec. 410 and 411 expires in FY 1995.

Community Development

Employment Development

25 U.S.C. 309 (Vocational Training), 8/3/56, 70 Stat. 986, P.L. 84-959; 77 Stat. 471, P.L. 88-230; P.L. 90-252. No expiration.

25 U.S.C. 3402 et seq. (Indian Employment Training and Related Services Demonstration Act of 1992), 106 Stat. 2302, P.L. 102-477. No expiration.

Economic Development

25 U.S.C. 1523 (The Indian Financing Act of 1974), P.L. 93-262, as amended; 98 Stat. 1725, P.L. 98-449. No expiration.

Budget Enforcement Act of 1990, Title V - The Federal Credit Reform Act of 1990, Section 13112, 104 Stat. 1388, P.L. 101-508. No expiration.

25 U.S.C. 305 (The Act of August 27, 1935), 49 Stat. 891, P.L. 74-355; 104 Stat. 4662, P.L. 101-644 (Indian Arts and Crafts Act of 1990). No expiration.

Road Maintenance

25 U.S.C. 318(a) (The Federal Highway Act of 1921), 45 Stat. 750, P.L. 70-520.

Resources Management

Irrigation O&M

25 U.S.C. 3701 (American Indian Agriculture Resource Management Act), 107 Stat. 2011, P.L. 103-177. No expiration.

Forestry

25 U.S.C. 406 & 407 (The Act of June 25, 1910), 36 Stat. 857; 61-313.

18 U.S.C. 1853, 1855, and 1856, 62 Stat. 787 and 788; P.L. 100-690.

18 U.S.C. 1853, Rumsey Indian Rancheria Act, 104 Stat. 4531, P.L. 101-630, Sec. 304-320.

Wildlife and Parks

16 U.S.C. 3631 (The U.S./Canada Pacific Salmon Treaty Act of 1985), 99 Stat. 7, P.L. 99-5. No expiration.

16 U.S.C. 3101 (The Alaska National Interest Lands Conservation Act of 1980), 94 Stat. 2430, P.L. 96-487. No expiration.

42 U.S.C. 1966 (The American Indian Religious Freedom Act of 1978), 92 Stat. 469, P.L. 95-341; 108 Stat. 3125, P.L. 103-344.

Truckee-Carson-Pyramid Lake Water Settlement Act, 104 Stat. 3294, P.L. 101-618. No expiration.

Fallon Paiute Shoshone Tribal Settlement Act, 104 Stat. 3289, P.L. 101-618. No expiration.

Minerals and Mining

16 U.S.C. 1271 et seq. (Umatilla Basin Project Act), P.L. 100-557.

Real Estate Services

25 U.S.C. 176 (Reorganization Plan No. 3 of 1946), 60 Stat. 1097. No expiration.

25 U.S.C. 311 (The Act of March 3, 1901), 31 Stat. 1084, P.L. 56-382. No expiration.

25 U.S.C. 393 (The Act of March 3, 1921), 41 Stat. 1232, P.L. 66-359. No expiration.

25 U.S.C. 2201 et seq. (Indian Land Consolidation Act), 96 Stat. 2515, P.L. 97-459; 98 Stat. 3171, P.L. 98-608; P.L. 102-238. No expiration.

Trust Services

Indian Rights Protection

28 U.S.C. 2415 (Statute of Limitations; The Indian Claims Limitation Act of 1982), 96 Stat. 1976, P.L. 97-394; P.L. 98-250. No expiration.

16 U.S.C. 3101 (The Alaska National Interest Lands Conservation Act), 94 Stat. 2371, P.L. 96-487.

43 U.S.C. 1601 (The Alaska Native Claims Settlement Act), 106 Stat. 2112-2125, P.L. 92-203.

Indian Lands Open Dump Cleanup Act of 1994, 108 Stat. 4164, P.L. 103-399. No expiration.

Financial Trust Services

25 U.S.C. 162a (The Act of June 24, 1938), 52 Stat. 1087, P.L. 75-414. No expiration.

25 U.S.C. 161 (American Indian Trust Funds Management Reform Act of 1994), 108 Stat. 4239, P.L. 103-412.

Navajo-Hopi Settlement

25 U.S.C. 640 et seq. (The Navajo-Hopi Settlement Act of December 22, 1974), P.L. 93-531; P.L. 102-180, 105 Stat. 1230. Expires when President determines that its functions have been fully discharged.

General Administration

Administration

Chief Financial Officers Act, 104 Stat. 2838, P.L. 101-576.

Indian Gaming

25 U.S.C. 2701 et seq. (Indian Gaming Regulatory Act), 102 Stat. 2467, P.L. 100-497; 105 Stat. 1908, P.L. 102-238. No expiration.

CONSTRUCTION

Facility Construction

25 U.S.C. 631(2)(12)(14) (The Act of April 19, 1950), 64 Stat. 44, P.L. 81-474, 72 Stat. 834, P.L. 85-740. No expiration.

25 U.S.C. 465 (The Act of June 18, 1934), 48 Stat. 984, P.L. 73-383. No expiration.

25 U.S.C. 318a (The Act of May 26, 1928), P.L. 70-520, 45 Stat. 750. No expiration.

Road Construction

25 U.S.C. 104(b)(5)(A) (The Surface Transportation and Uniform Relocation Assistance Act of April 2, 1987), 101 Stat. 145, P.L. 100-17, as amended by 101 Stat. 1919, P.L. 102-240. No expiration.

25 U.S.C. 204(b) and (c) (The Surface Transportation and Uniform Relocation Assistance Act of April 2, 1987), as amended by 101 Stat. 1919, P.L. 102-240. No expiration.

**INDIAN LAND AND WATER CLAIM SETTLEMENTS AND
MISCELLANEOUS PAYMENTS TO INDIANS**

| | |
|---|--|
| White Earth Reservation Claims Settlement Act | 25 U.S.C. 331 (The Act of March 24, 1986), 100 Stat. 61, P.L. 99-264. No expiration. |
| Old Age Assistance Claims Settlement Act | 25 U.S.C. 2301 (The Act of October 19, 1984), 98 Stat. 2317, P.L. 98-500. No expiration. |
| Hoopa-Yurok | 25 U.S.C. 1300i (Hoopa-Yurok Settlement Act) 102 Stat. 2924, P.L. 100-580, 25 U.S.C. 1721 et seq. (Settlement Act of 1980), 94 Stat. 1785, P.L. 96-420. No expiration. |
| Fallon Paiute Shoshone Tribes Water Rights Settlement | (Fallon Paiute Shoshone Indian Tribes Water Rights Settlement Act of 1990), 104 Stat. 3289, P.L. 101-618. Appropriations authorized through 1997. |
| Truckee-Carson-Pyramid Lake Water Rights Settlement | (Truckee Carson Pyramid Lake Water Rights Settlement Act), 104 Stat. 3294, P.L. 101-618. Appropriations authorized through 1997. |
| Navajo Indian Irrigation Project | (Navajo Indian Irrigation Project: San Juan-Chama Project), 76 Stat. 96, P.L. 87-483. No expiration. |
| Jicarilla Apache Water Rights Settlement | (Jicarilla Apache Tribe Water Rights Settlement Act), 106 Stat. 2237, P.L. 102-441. Appropriations authorized through 1996. |
| Ute Indian Rights Settlement | (Reclamation Projects Authorization and Adjustment Act of 1992), 106 Stat. 4650, P.L. 102-575. Authorization for Bonneville Tribal Credit expires in 2043. |
| Southern Arizona Water Rights Settlement | (Southern Arizona Water Rights Settlement Act), 96 Stat. 1274, P.L. 97-293. No expiration. |
| San Carlos Apache | (San Carlos Apache Tribe Water Rights Settlement, Arizona), 106 Stat. 4740, P.L. 102-575. No expiration. |
| Three Affiliated Tribes Settlement Fund | (Three Affiliated Tribes and Standing Rock Sioux Tribe Equitable Compensation Program, North Dakota), 106 Stat. 4731, P.L. 102-575. No expiration. |
| Yavapai-Prescott | (Yavapai-Prescott Indian Tribe Water Rights Settlement Act of 1994), 108 Stat. 4526, P.L. 103-434. No expiration. |
| Northern Cheyenne | (Northern Cheyenne Indian Reserved Water Rights Settlement Act of 1992), 106 Stat. 1186, P.L. 102-374; 108 Stat. 707, P.L. 103-263. No expiration. |
| Catawba | (Catawba Indian Tribe of South Carolina Land Claims Settlement Act of 1993), 107 Stat. 1118, P.L. 103-116. Authorization for land acquisition expires in 2018. |
| Trust Fund Deficiencies | (American Indian Trust Fund Management Reform Act of 1994), 108 Stat. 4239, P.L. 103-412. No expiration. |

NAVAJO REHABILITATION TRUST FUND

Navajo Rehabilitation Trust Fund 25 U.S.C. 640d et seq. (The Navajo-Hopi Settlement Act of December 22, 1974), P.L. 93-531; P.L. 100-666; P.L. 101-121. Appropriations authorized through 1995.

TRIBAL ECONOMIC RECOVERY FUND

Tribal Economic Recovery Fund (Three Affiliated Tribes and Standing Rock Sioux Tribe Equitable Compensation Program, North Dakota), 106 Stat. 4731, P.L. 102-575, unspecified

Crow Settlement (Crow Boundary Settlement Act of 1994), 108 Stat. 444, P.L. 103-444, indefinite

MISCELLANEOUS PERMANENT APPROPRIATIONS & TRUST FUNDS

Claims and Treaty Obligations Act of February 19, 1831
Treaty of November 11, 1794
Treaty of September 24, 1857
Acts of March 2, 1889; June 10, 1896; June 21, 1906
(Menominee Restoration Act), 87 Stat. 770, P.L. 93-197

O & M, Indian Irrigation Systems 25 U.S.C. 162a (The Act of November 4, 1983), 60 Stat. 895, P.L. 98-146

Power Systems, Indian Irrigation Projects 25 U.S.C. 162a (The Act of November 4, 1983), 60 Stat. 895, P.L. 98-146, 65 Stat. 254

Alaska Resupply Program Act of February 20, 1942, 56 Stat. 95, P.L. 77-457. No expiration.

Cochiti Wet Field Station (Implementation of Settlement Agreement between the Pueblo of Cochiti and the U.S. Army Corps of Engineers) 106 Stat. 960, P.L. 102-358.

Cooperative Fund, Papago 25 U.S.C. 386a (Section 313, Southern Arizona Water Rights Settlement Act), 96 Stat. 1274-1285, P.L. 97-293

Miscellaneous Trust Funds 25 U.S.C. 123 et seq. (The Act of May 18, 1916), 39 Stat. 158, P.L. 64-80, (Reclamation Projects Authorization and Adjustment Act of 1992) P.L. 102-575

OPERATION AND MAINTENANCE OF QUARTERS

O & M, Quarters

5 U.S.C. 5911 (Federal Employees Quarters and Facilities Act of August 20, 1964), P.L. 88-459, P.L. 98-473; P.L. 100-446

INDIAN LOAN GUARANTY AND INSURANCE FUND

INDIAN GUARANTEED LOAN PROGRAM ACCOUNT

**INDIAN LOAN GUARANTY AND INSURANCE GUARANTEED LOAN
LIQUIDATING ACCOUNT**

TECHNICAL ASSISTANCE OF INDIAN ENTERPRISES

REVOLVING FUND FOR LOANS

INDIAN DIRECT LOAN PROGRAM ACCOUNT

REVOLVING FUND FOR LOANS DIRECT LOAN FINANCING

The credit accounts listed above include those authorized under the Indian Financing Act or newly authorized under the Credit Reform Act of 1990. These statutes are:

25 U.S.C. 1451 et seq. (The Indian Financing Act of April 12, 1974), P.L. 93-262, as amended by P.L. 98-449 and P.L. 100-442. Ceiling on Guaranteed Loans of \$500 million.

2 U.S.C. 661 (Budget Enforcement Act of 1990, Title V - The Federal Credit Reform Act of 1990), P.L. 101-508, Section 1320. No expiration.

OPERATION OF
INDIAN PROGRAMS

Appropriation Summary Statement

BUREAU OF INDIAN AFFAIRS

Appropriation: Operation of Indian Programs

The Operation of Indian Programs appropriation consists of a wide range of services and benefits provided to Indian tribes, Alaskan Native groups, and individual Native Americans.

1. Tribal Priority Allocations - This activity includes the majority of the funds used to support on-going programs at the local tribal level. Funding priorities for all of the programs included in Tribal Priority Allocations are determined in consultation with tribal officials. Although budget estimates include specific amounts for individual programs, funds may be shifted among programs within the total available for a tribe or a Bureau of Indian Affairs agency at the time of budget execution.
2. Other Recurring Programs - This activity includes those programs for which funds are (1) distributed by formula, such as school operations and tribal community colleges; (2) based upon need, such as facilities operation and maintenance and special law enforcement; and (3) resource management activities that carry out specific laws or court-ordered settlements.
3. Non-Recurring Programs - This activity includes programs that support Indian reservation and tribal projects of limited duration, such as economic development grants, noxious weed eradication, cadastral surveys, and forest development.
4. Central Office Operations - This activity supports the executive, program, and administrative management costs of the Central Office organizations most of which are located in Washington, DC, and Albuquerque, NM.
5. Area Office Operations - The Bureau of Indian Affairs has 11 area offices located throughout the country. Area Directors have line authority over agency superintendents. Virtually all of the staff and related administrative support costs for area offices are included within this activity. Area Directors have flexibility in aligning their staff and resources to best meet the program requirements of the tribes within their area.
6. Special Programs and Pooled Overhead - Most of the funds in this activity support bureau-wide expenses for items such as unemployment compensation, workers compensation, facilities rentals, telecommunications, and data processing. In addition, funds that are contracted by tribes in urban areas or private organizations providing services to Indians are included. This activity also includes the Bureau's two post-secondary schools.

PERFORMANCE MEASURES

FOREST PLAN FOR A SUSTAINABLE ECONOMY AND ENVIRONMENT

| | 1995 Actual | 1996 Est. | 1997 Est. |
|---|-------------|-----------|-----------|
| Timber harvest | | | |
| Volume of backlogged timber cut (Million Board feet) | 40 | 40 | 40 |
| Ecosystem restoration: | | | |
| Restoration work on streams (miles) | 280 | 280 | 280 |

Appropriation Language

DEPARTMENT OF THE INTERIOR

BUREAU OF INDIAN AFFAIRS

Operation of Indian Programs

For operation of Indian programs by direct expenditure, contracts, cooperative agreements, compacts, and grants including expenses necessary to provide education and welfare services for Indians, either directly or in cooperation with States and other organizations, including payment of care, tuition, assistance, and other expenses of Indians in boarding homes, or institutions, or schools; grants and other assistance to needy Indians; maintenance of law and order; management, development, improvement, and protection of resources and appurtenant facilities under the jurisdiction of the Bureau of Indian Affairs, including payment of irrigation assessments and charges; acquisition of water rights; advances for Indian industrial and business enterprises; operation of Indian arts and crafts shops and museums; development of Indian arts and crafts, as authorized by law; for the general administration of the Bureau, including such expenses in field offices; maintaining of Indian reservation roads as defined in 23 U.S.C. 101; and construction, repair, and improvement of Indian housing, \$1,579,423,000, of which not to exceed \$110,608,000 shall be for payments to tribes and tribal organizations for contract support costs associated with ongoing contracts or grants or compacts entered into with the Bureau prior to fiscal year 1997, as authorized by the Indian Self-Determination Act of 1975, as amended, and \$5,000,000 shall be for the Indian Self-Determination Fund, which shall be available for the transitional cost of initial or expanded tribal contracts, grants, compacts, or cooperative agreements with the Bureau under such Act; and of which not to exceed \$367,243,000 for school operations costs of Bureau-funded schools and other education programs shall become available on July 1, 1997, and shall remain available until September 30, 1998; and of which not to exceed \$65,178,000 for higher education scholarships, adult vocational training, and assistance to public schools under 25 U.S.C. 452 et seq., shall remain available until September 30, 1998; and of which not to exceed \$64,215,000 shall remain available until expended for housing improvement, road maintenance, attorney fees, litigation support, self-governance grants, Indian Self-Determination Fund, and the Navajo-Hopi Settlement Program: *Provided*, That tribes and tribal contractors may use their tribal priority allocations for unmet indirect costs of ongoing contracts, grants or compact agreements: *Provided further*, That funds made available to tribes and tribal organizations through contracts or grants obligated during fiscal year 1997, as authorized by the Indian Self-Determination Act of 1975 or grants authorized by the Indian Education Amendments of 1988 (25 U.S.C. 2001 and 2008A) shall remain available until expended by the contractor or grantee: *Provided further*, That to provide funding uniformity within a Self-Governance Compact, any funds provided in this Act with availability for more than one year may be reprogrammed to one year availability but shall remain available within the Compact until expended: *Provided further*, That notwithstanding any other provision of law, Indian tribal governments may, by appropriate changes in eligibility criteria or by other means, change eligibility for general assistance or change the amount of general assistance payments for individuals within the service area of such tribe who are otherwise deemed eligible for general assistance payments so long as such changes are applied in a consistent manner to individuals similarly situated: *Provided further*, That any savings realized by such changes shall be available for use in meeting other priorities of the tribes: *Provided further*, That any net

increase in costs to the Federal government which result solely from tribally increased payment levels for general assistance shall be met exclusively from funds available to the tribe from within its tribal priority allocation: *Provided further*, That any forestry funds allocated to a tribe which remain unobligated as of September 30, 1997, may be transferred during fiscal year 1998 to an Indian forest land assistance account established for the benefit of such tribe within the tribe's trust fund account: *Provided further*, That any such unobligated balances not so transferred shall expire on September 30, 1998: *Provided further*, That notwithstanding any other provision of law, no funds available to the Bureau, other than the amounts provided herein for assistance to public schools under 25 U.S.C. 452 et seq., shall be available to support the operation of any elementary or secondary school in the State of Alaska in fiscal year 1997: *Provided further*, That funds made available in this or any other Act for expenditure through September 30, 1998 for schools funded by the Bureau shall be available only to the schools in the Bureau school system as of September 1, 1995: *Provided further*, That no funds available to the Bureau shall be used to support expanded grades for any school beyond the grade structure in place at each school in the Bureau school system as of October 1, 1996: *Provided further*, That for school year 1997-98 and thereafter, notwithstanding the provisions of 25 U.S.C. 2012(h)(1)(B) and (C), upon the recommendation of a local school board for a Bureau-operated school, the Secretary of the Interior shall establish rates of basic compensation or annual salary rates for the positions of teachers and counselors (including dormitory and homeliving counselors) at the school at a level not less than that for comparable positions in public school districts in the same geographic area: *Provided further*, That, notwithstanding 25 U.S.C. 2012(h)(1)(B), when the rates of basic compensation for teachers and counselors at Bureau-operated schools are established at the rates of basic compensation applicable to comparable positions in overseas schools under the Defense Department Overseas Teachers Pay and Personnel Practices Act, such rates shall become effective with the start of the next academic year following the issuance of the Department of Defense salary schedule and shall not be effective retroactively.

**Justification of Proposed Language Changes
BUREAU OF INDIAN AFFAIRS
Operation of Indian Programs**

1. Addition: "*Provided further*, That no funds available to the Bureau shall be used to support expanded grades for any school beyond the grade structure in place at each school in the Bureau school system as of October 1, 1996"

Congress included this provision in the proposed FY 1996 Appropriations Bill to preclude expansions of grades for school in the Bureau's system such as when a school currently enrolling students in the primary grades (K through grade 6) expands its grade structure by adding a junior high (grades 7 and 8) or high school (grades 9 through 12).

2. Addition: "*Provided further*, That for school year 1997-98 and thereafter, notwithstanding the provisions of 25 U.S.C. 2012(h)(1)(B) and (C), upon the recommendation of a local school board for a Bureau-operated school, the Secretary of the Interior shall establish rates of basic compensation or annual salary rates for the positions of teachers and counselors (including dormitory and homeliving counselors) at the school at a level not less than that for comparable positions in public school districts in the same geographic area:"

Congress included this provision in the proposed FY 1996 Appropriations Bill to permit Bureau operated schools the flexibility to set teacher salary rates in the same manner as contract and grant schools. Currently, Bureau-operated schools are required to pay teacher salaries according to the Department of Defense (DOD) salary schedule. This requirement results in an additional burden on Bureau operated schools not shared by the contract and grant school.

3. Addition: "*Provided further*, That, notwithstanding 25 U.S.C. 2012(h)(1)(B), when the rates of basic compensation for teachers and counselors at Bureau-operated schools are established at the rates of basic compensation applicable to comparable positions in overseas schools under the Defense Department Overseas Teachers Pay and Personnel Practices Act, such rates shall become effective with the start of the next academic year following the issuance of the Department of Defense salary schedule and shall not be effective retroactively.:"

DOD publishes annual adjustments to the DOD salary schedule in the spring of each year. The above language clarifies that the BIA will implement the DOD salary schedule prospectively, beginning with the start of the contract year following the schedule publication, and shall not adjust Bureau employee's salaries retroactively.

Appropriation Language Citations

BUREAU OF INDIAN AFFAIRS

Appropriation: Operation of Indian Programs

1. For operation of Indian programs by direct expenditure, contracts, cooperative agreements, compacts, and grants

25 U.S.C. 13
25 U.S.C. 450f(a) and 450h(a)
31 U.S.C. Chapter 63
108 Stat. 4250

25 U.S.C. 13 provides for direct operation of various federal programs for Indians throughout the United States.

25 U.S.C. 450f(a) and 450h(a) directs the Secretary, upon the request of any Indian tribe, to enter into a contract or contracts/ grant or grants to plan, conduct, and administer programs which the Secretary is otherwise authorized to administer.

31 U.S.C. Chapter 63 provides procedures to be followed in the preparation of federal contracts, grants, and cooperative agreements.

108 Stat. 4250, Public Law 103-413 provides procedures to be followed to establish and implement tribal self-governance compacts

2. including expenses necessary to provide education and welfare services for Indians, either directly or in cooperation with States and other organizations, including payment of care, tuition, assistance, and other expenses of Indians in boarding homes, or institutions, or schools; grants and other assistance to needy Indians

25 U.S.C. 309 and 309a
25 U.S.C. 406b
25 U.S.C. 452-457
25 U.S.C. 1801-1815
25 U.S.C. 2001-2020
25 U.S.C. 2401-2416
25 U.S.C. 2431-2434

25 U.S.C. 309 and 309(a) authorizes vocational training and counseling programs and appropriations therefor.

25 U.S.C. 406(b) authorizes grants to the Navajo Community College.

25 U.S.C. 452-457 authorizes contracts for welfare and educational services.

25 U.S.C. 1801-1815 authorizes grants to Tribally Controlled Community Colleges.

25 U.S.C. 2001-2020 provides for the operation of elementary and secondary schools, either directly or by contract.

25 U.S.C. 2401-2416 authorizes coordinated efforts to address alcohol and substance abuse problems.

25 U.S.C. 2431-2434 authorizes special alcohol and substance abuse programs targeted for Indian youth.

3. maintenance of law and order

25 U.S.C. 13

25 U.S.C. 2441-2442

25 U.S.C. 2451-2455

25 U.S.C. 13 authorizes the employment of Indian police and judges for the suppression of trafficking in intoxicating liquor and deleterious drugs.

25 U.S.C. 2441-2442 authorizes the control of illegal narcotics traffic on the Tohono O'odham and St. Regis Reservations and authorizes the eradication of marijuana plants on Indian Lands.

25 U.S.C. 2451-2455 authorizes law enforcement training, the operation of juvenile detention centers, and the development of a model Indian juvenile code.

4. management, development, improvement, and protection of resources and appurtenant facilities under the jurisdiction of the Bureau of Indian Affairs

7 U.S.C. 1651-1656

16 U.S.C. 583, 590a, 590f, and 594

25 U.S.C. 13

25 U.S.C. 372

25 U.S.C. 500

25 U.S.C. 3701

7 U.S.C. 1651-1656 provides for the protection of the livestock industry from losses caused by the poisonous weed Halogeton Glomeratus.

16 U.S.C. 583, 590(a), 590(f), and 594 provides for forest management, soil and moisture conservation, and for the protection of lands from fire, disease or insects.

25 U.S.C. 13 provides for the management, development, improvement, and protection of Indian lands and resources.

25 U.S.C. 372 provides for determination of heirs, sale and disposition of allotments of deceased Indians, and for leasing of allotments.

25 U.S.C. 500 provides for acquisition and organization of a reindeer industry for Alaskan Natives.

25 U.S.C. 3701 provides for the management of Indian agricultural lands and related renewable resources in a manner consistent with identified tribal goals and priorities for conservation, multiple use, and sustained yield.

5. including payment of irrigation assessments and charges; acquisition of water rights

25 U.S.C. 13, 381, 385

49 Stat. 887

52 Stat. 80

54 Stat. 707

25 U.S.C. 13 provides for the extension, improvement, operation, and maintenance of existing Indian irrigation systems and for the development of water supplies.

25 U.S.C. 381 provides for the use of water and distribution thereof.

25 U.S.C. 385 provides for the establishment of maintenance charges and further provides that federal expenditures shall be reimbursable where Indians have adequate funds to repay the government.

49 Stat. 887 authorizes the Secretary to enter into an agreement with Middle Rio Grande Conservancy District for maintenance and operation costs on reclaimed Pueblo Indian lands.

52 Stat. 80 amends the rate of payments of irrigation construction costs of the Wahpeto Irrigation Project.

54 Stat. 707 provides for payment of costs of providing additional water for the Wahpeto Irrigation Project.

6. advances for Indian industrial and business enterprises

25 U.S.C. 13

25 U.S.C. 1451-1543

25 U.S.C. 13 authorizes industrial assistance and advancement to be provided by the Bureau.

25 U.S.C. 1451-1543 authorizes technical assistance, direct loans, interest subsidies, guaranteed loans, and grants to Indian tribes and individuals.

7. operation of Indian arts and craft shops and museums; development of Indian arts and crafts, as authorized by law

25 U.S.C. 305-305c

25 U.S.C. 305-305c established the Indian Arts and Crafts Board to promote the economic welfare of Indian tribes and individuals through the development of arts and crafts and through the expansion of the market for such products.

8. for the general administration of the Bureau, including such expenses in field offices

25 U.S.C. 13

25 U.S.C. 13 authorizes general and incidental expenses in connection with the administration of Indian affairs.

9. maintaining of Indian reservation roads as defined in 23 U.S.C. 101,

25 U.S.C. 318a

23 U.S.C. 101

25 U.S.C. 318(a) authorizes material, equipment, supervision, and engineering in the survey, improvement construction, and maintenance of Indian reservation roads.

23 U.S.C. 101 defines Indian reservation roads as "public roads, including roads on the Federal-aid systems, that are located within or provide access to an Indian reservation or Indian trust land or restricted Indian land which is not subject to fee title alienation without the approval of the Federal Government, or Indian and Alaska Native villages, groups or communities in which Indians and Alaskan Natives reside, whom the Secretary of the Interior has determined are eligible for services generally available to Indians under Federal laws specifically applicable to Indians."

10. and construction, repair, and improvements of Indian housing

25 U.S.C. 13

25 U.S.C. 13 authorizes expenditures for the relief of distress and the conservation of health.

11. of which not to exceed \$110,608,000 shall be for payments to tribes and tribal organizations for contract support costs associated with ongoing contracts or grants or compacts entered into with the Bureau prior to fiscal year 1997, as authorized by the Indian Self-Determination Act of 1975, as amended

108 Stat. 2499

108 Stat. 2499, Public Law 103-332, the FY 1995 Appropriations Act limited the amount of funds available for payments to cover the eligible contract support costs of tribes and tribal organizations that operate non-education federal programs under *P.L. 93-638* authority.

12. and \$5,000,000 shall be for the Indian Self-Determination Fund, which shall be available for the transitional cost of initial or expanded tribal contracts, grants, compacts, or cooperative agreements with the Bureau under such Act;

108 Stat. 2511

108 Stat. 2511, Public Law 103-332, establishes the Indian Self-Determination Fund for the transitional cost of initial or expanded tribal contracts, grants, compacts, or cooperative agreements with the Bureau.

13. and of which not to exceed \$367,243,000 for school operations costs of Bureau-funded schools and other education programs shall become available on July 1, 1997, and shall remain available until September 30, 1998

25 U.S.C. 2001a

25 U.S.C. 2001(a) authorizes the carryover of funds which were not obligated prior to the beginning of the fiscal year succeeding the fiscal year for which such sums were appropriated. The language provides for 15 month availability, beginning on July 1, 1997.

14. and of which not to exceed \$65,178,000 for higher education scholarships, adult vocational training, and assistance to public schools under 25 U.S.C. 452 et seq., shall remain available until September 30, 1998

25 U.S.C. 13a

25 U.S.C. 13(a) authorizes the carryover of funds which were not obligated and expended prior to the beginning of the fiscal year succeeding the fiscal year for which such sums were appropriated.

15. and of which not to exceed \$64,215,000 shall remain available until expended for

25 U.S.C. 13a

25 U.S.C. 13(a) authorizes the carryover of funds which were not obligated and expended prior to the beginning of the fiscal year succeeding the fiscal year for which such sums were appropriated.

16. housing improvement

106 Stat. 1388-90

106 Stat. 1388-90, Public Law 102-381, appropriated funds for housing improvement programs.

17. road maintenance

106 Stat. 1388-90

106 Stat. 1388-90, Public Law 102-381, appropriated funds for road maintenance programs.

18. attorney fees

25 U.S.C. 13

25 U.S.C. 13 authorizes expenditures for the general administration of Indian property.

19. litigation support

25 U.S.C. 13

25 U.S.C. 13 authorizes expenditures for the general administration of Indian property.

20. self-governance grants

25 U.S.C. 450

25 U.S.C. 450 authorizes the continuation of mature contracts thus these funds will continue to be available to the contractor for the purpose described in the original contracts.

21. Indian Self-Determination Fund

108 Stat 2499

108 Stat. 2499, Public Law 103-332, the FY 1995 Appropriations Act established the Indian Self-Determination Fund for the transitional costs of initial or expanded tribal contracts, grants, or cooperative agreements with the Bureau.

22. and the Navajo-Hopi Settlement Program

25 U.S.C. 640d-24

25 U.S.C. 640(d)-24 authorizes the appropriations of fund to remain available until expended to carry out sections 640d-13,14, 18(a),(b),.

23. *Provided*, That tribes and tribal contractors may use their tribal priority allocations for unmet indirect costs of on-going contracts, grants or compact agreements

108 Stat. 4250

108 Stat. 4250, Public Law 103-413 provide tribes and tribal organizations the authority to reprogram to meet contract requirement

24. *Provided further*, That funds made available to tribes and tribal organizations through contracts or grants obligated during fiscal year 1997, as authorized by the Indian Self-Determination Act of 1975, or grants authorized by the Indian Education Amendments of 1988 (25 U.S.C. 2001 and 2008A) shall remain available until expended by the contractor or grantee

25 U.S.C. 450

25 U.S.C. 450 authorizes the continuation of mature contracts thus these funds will continue to be available to the contractor for the purpose described in the original contracts.

25. *Provided further*, That to provide funding uniformity within a Self-Governance Compact, any funds provided in this Act with availability for more than one year may be reprogrammed to one year availability but shall remain available within the Compact until expended

108 Stat. 4250

25 U.S.C. 450

108 Stat. 4250, Public Law 103-413 provide tribes and tribal organizations the authority to reprogram to meet contract requirement

25 U.S.C. 450 authorizes the continuation of mature contracts thus these funds will continue to be available to the contractor for the purpose described in the original contracts.

26. *Provided further*, That notwithstanding any other provision of law, Indian tribal governments may, by appropriate changes in eligibility criteria or by other means, change eligibility for general assistance or change the amount of general assistance payments for individuals within the service area of such tribe who are otherwise deemed eligible for general assistance payments so long as such changes are applied in a consistent manner to individuals similarly situated

25 U.S.C. 452

25 U.S.C. 452 authorizes contracts for education, medical attention, relief and social welfare for Indians.

27. *Provided further*, That any savings realized by such changes shall be available for use in meeting other priorities of the tribes

25 U.S.C. 450j(h)

25 U.S.C. 450j(h) provides that any savings in operation under such contracts shall be utilized to provide additional services or benefits under the contract.

28. *Provided further*, That any net increase in costs to the Federal government which result solely from tribally increased payment levels for general assistance shall be met exclusively from funds available to the tribe from within its tribal priority allocation

25 U.S.C. 450-457

25 U.S.C. 450-457 authorizes contracts for welfare assistance.

29. *Provided further*, That any forestry funds allocated to a tribe which remain unobligated as of September 30, 1997, may be transferred during fiscal year 1998 to an Indian forest land assistance account established for the benefit of such tribe within the tribe's trust fund account: *Provided further*, That any such unobligated balances not so transferred shall expire on September 30, 1998

104 Stat. 4531

25 U.S.C. 13a

104 Stat. 4531, Public Law 101-630 authorizes the establishment of forest land assistance accounts and authorizes the transfer of unobligated forestry appropriations to such accounts.

25 U.S.C. 13(a) authorizes the carryover of funds which were not obligated and expended prior to the beginning of the fiscal year succeeding the fiscal year for which such sums were appropriated.

30. *Provided further*, That notwithstanding any other provision of law, no funds available to the Bureau, other than the amounts provided herein for assistance to public schools under 25 U.S.C. 452 et seq., shall be available to support the operation of any elementary or secondary school in the State of Alaska in fiscal year 1997

25 U.S.C. 452 et seq.

97 Stat. 326

25 U.S.C. 452 et seq. authorizes contracts with the States for education of Indian students.

97 Stat. 326, Public Law 98-63, the FY 1983 Supplemental Appropriations Act terminated direct Bureau funding of basic support for elementary and secondary schools in Alaska after June 30, 1985.

31. *Provided further*, That funds made available in this or any other Act for expenditure through September 30, 1998 for schools funded by the Bureau shall be available only to the schools which will be in the Bureau school system as of September 1, 1995.

25 U.S.C. 2505(a)(1)(C) and (D)

25 U.S.C. 2505(a)(1)(C) and (D) authorizes assistance to contract and grant schools which have submitted applications that have been approved by the Secretary and determined to be eligible to receive Bureau funding.

32. *Provided further*, That no funds available to the Bureau shall be used to support expanded grades for any school beyond the grade structure in place at each school in the Bureau school system as of October 1, 1996:

25 U.S.C. 2001-2019

25 U.S.C. 2001-2019 authorizes the Bureau to develop and implement academic and residential standards for the schools, develop and implement education policies, and provide for contracting of education positions in the schools

33. *Provided further*, That for school year 1997-98 and thereafter, notwithstanding the provisions of 25 U.S.C. 2012(h)(1)(B) and (C), upon the recommendation of a local school board for a Bureau-operated school, the Secretary of the Interior shall establish rates of basic compensation or annual salary rates for the positions of teachers and counselors (including dormitory and homeliving counselors) at the school at a level not less than that for comparable positions in public school districts in the same geographic area

25 U.S.C. 2001-2019

25 U.S.C. 2001-2019 authorizes the Bureau to develop and implement education policies and provide for contracting of education positions in the schools.

34. *Provided further*, That, notwithstanding 25 U.S.C. 2012(h)(1)(B), when the rates of basic compensation for teachers and counselors at Bureau-operated schools are established at the rates of basic compensation applicable to comparable positions in overseas schools under the Defense Department Overseas Teachers Pay and Personnel

Practices Act, such rates shall become effective with the start of the next academic year following the issuance of the Department of Defense salary schedule and shall not be effective retroactively.

U.S.C. 2001-2019

25 U.S.C. 2001-2 25 019 authorizes the Bureau to develop and implement education policies.

**SUMMARY OF REQUIREMENTS
OPERATION OF INDIAN PROGRAMS**
(Dollars in Thousands)

| Activity/Subactivity | 1995 Actual | | 1996 Estimate To Date | | Uncontrollable and Related Changes | | Program Changes | | 1997 Budget Request | | Increase/Decrease from 1996 | |
|---------------------------------------|-------------|---------|-----------------------|---------|------------------------------------|--------|-----------------|---------|---------------------|---------|-----------------------------|---------|
| | FTE | Amount | FTE | Amount | FTE | Amount | FTE | Amount | FTE | Amount | FTE | Amount |
| Operation of Indian Programs | | | | | | | | | | | | |
| Tribal Priority Allocations | | | | | | | | | | | | |
| Tribal Government | 123 | 117,827 | 92 | 239,800 | 3 | 8,840 | | 56,339 | 95 | 304,979 | 3 | 65,179 |
| Human Services | 201 | 53,931 | 148 | 126,660 | 4 | -1,724 | | 26,330 | 152 | 152,679 | 4 | 26,019 |
| Education | 13 | 58,475 | 11 | 50,505 | | | | 10,683 | 11 | 59,464 | 0 | 8,959 |
| Public Safety and Justice | 587 | 96,529 | 474 | 81,511 | 2 | 555 | | 18,034 | 476 | 100,100 | 2 | 18,589 |
| Community Development | 444 | 70,942 | 338 | 54,593 | 1 | 53 | | 11,781 | 339 | 66,427 | 1 | 11,834 |
| Resources Management | 773 | 67,700 | 722 | 53,489 | 6 | -183 | | 10,522 | 728 | 63,828 | 6 | 10,339 |
| Trust Services | 499 | 29,403 | 435 | 25,960 | 13 | -18 | | 5,314 | 448 | 31,256 | 13 | 5,296 |
| General Administration | 459 | 26,039 | 375 | 21,634 | 28 | 3,019 | | 3,309 | 463 | 27,962 | 28 | 6,328 |
| Small and Needy Tribes Distribution | | | | | | | | 5,000 | 0 | 5,000 | 0 | 5,000 |
| Subtotal, Tribal Priority Allocations | 3,098 | 520,846 | 2,595 | 654,152 | 117 | 10,231 | 0 | 147,312 | 2,712 | 811,695 | 117 | 157,543 |
| Other Recurring Programs | | | | | | | | | | | | |
| Tribal Government | | 101,126 | | 5,000 | | | | | 0 | 5,000 | 0 | 0 |
| Human Services | | 105,442 | | | | | | | 0 | 0 | 0 | 0 |
| Education | 3,778 | 433,903 | 3,696 | 436,297 | | 4,561 | 54 | 38,890 | 3,750 | 479,748 | 54 | 43,451 |
| Community Development | 212 | 17,049 | 198 | 16,235 | | 137 | | | 198 | 16,372 | 0 | 137 |
| Resources Management | 22 | 40,232 | 18 | 35,965 | | -1,074 | | 1,000 | 18 | 35,891 | 0 | -74 |
| Trust Services | 87 | 3,047 | | | | | | | 0 | 0 | 0 | 0 |
| Subtotal, Other Recurring Programs | 4,099 | 700,789 | 3,912 | 493,497 | 0 | 3,624 | 54 | 39,890 | 3,966 | 537,011 | 54 | 43,514 |
| Non-Recurring Programs | | | | | | | | | | | | |
| Tribal Government | | 4,925 | | 3,765 | | -834 | | | 0 | 2,931 | 0 | -834 |
| Public Safety and Justice | | 2,546 | | 584 | | | | | 0 | 584 | 0 | 0 |
| Community Development | | 8,607 | | 1,750 | | | | -1,750 | 0 | 0 | 0 | -1,750 |
| Resources Management | 93 | 32,708 | 89 | 31,395 | | 97 | | -427 | 89 | 31,065 | 0 | -330 |
| Trust Services | 118 | 30,741 | 114 | 28,727 | | 285 | | 2,408 | 114 | 31,418 | 0 | 2,691 |
| Subtotal, Non-Recurring Programs | 211 | 79,527 | 203 | 66,221 | 0 | -452 | 0 | 229 | 203 | 65,998 | 0 | -223 |
| Central Office Operations | | | | | | | | | | | | |
| Tribal Government | 38 | 3,392 | 26 | 2,653 | | 13 | | | 26 | 2,666 | 0 | 13 |
| Human Services | 8 | 1,265 | 5 | 720 | | 2 | | | 5 | 722 | 0 | 2 |
| Public Safety and Justice | 27 | 2,894 | 27 | 3,154 | | 9 | | | 27 | 3,163 | 0 | 9 |
| Community Development | 12 | 1,104 | 10 | 1,005 | | 5 | | | 10 | 1,010 | 0 | 5 |
| Resources Management | 48 | 3,943 | 28 | 3,142 | | 18 | | 2,500 | 28 | 3,160 | 0 | 18 |
| Trust Services | 138 | 20,822 | 23 | 3,392 | | 20 | | 830 | 23 | 5,912 | 0 | 2,520 |
| General Administration | 483 | 45,709 | 331 | 36,455 | 2 | 593 | | 830 | 333 | 37,878 | 2 | 1,423 |
| Subtotal, Central Office Operations | 754 | 79,119 | 450 | 50,521 | 2 | 660 | 0 | 3,330 | 452 | 54,511 | 2 | 3,990 |

**SUMMARY OF REQUIREMENTS
OPERATION OF INDIAN PROGRAMS**
(Dollars in Thousands)

| Activity/Subactivity | 1995 Actual | | 1996 Estimate To Date | | Uncontrollable and Related Changes | | Program Changes | | 1997 Budget Request | | Increase/Decrease from 1996 | |
|---|---------------|------------------|-----------------------|------------------|------------------------------------|----------------|-----------------|----------------|---------------------|------------------|-----------------------------|----------------|
| | FTE | Amount | FTE | Amount | FTE | Amount | FTE | Amount | FTE | Amount | FTE | Amount |
| Area Office Operations | | | | | | | | | | | | |
| Tribal Government | 24 | 1,981 | 19 | 1,181 | (3) | (80) | | | 16 | 1,101 | (3) | (80) |
| Human Services | 21 | 1,462 | 17 | 888 | (4) | (206) | | | 13 | 682 | (4) | (206) |
| Public Safety and Justice | 12 | 838 | 9 | 588 | (2) | (89) | | | 7 | 499 | (2) | (89) |
| Community Development | 71 | 4,492 | 55 | 3,106 | (1) | (92) | | | 54 | 3,014 | (1) | (92) |
| Resources Management | 48 | 4,048 | 42 | 3,165 | (6) | (485) | | | 36 | 2,680 | (6) | (485) |
| Trust Services | 226 | 11,811 | 130 | 7,343 | (13) | (430) | | | 117 | 6,913 | (13) | (430) |
| General Administration | 453 | 28,590 | 362 | 20,443 | (25) | 1,229 | | | 337 | 21,672 | (25) | 1,229 |
| Subtotal, Area Office Operations | 855 | 53,222 | 634 | 36,714 | (54) | (153) | 0 | 0 | 580 | 36,561 | (54) | (153) |
| Special Programs and Pooled Overhead | | | | | | | | | | | | |
| Human Services | | 1,732 | | 866 | | | | (866) | 0 | 0 | 0 | (866) |
| Education | 220 | 14,406 | 220 | 13,069 | | 151 | | 500 | 220 | 13,720 | 0 | 651 |
| Public Safety and Justice | 16 | 2,144 | 16 | 2,644 | | 12 | | | 16 | 2,656 | 0 | 12 |
| Community Development | 13 | 3,507 | 12 | 3,403 | | 8 | | (12) | 12 | 3,399 | 0 | (4) |
| Resources Management | | 1,690 | | 1,470 | | | | (150) | 0 | 1,320 | 0 | (150) |
| General Administration | 200 | 60,483 | 112 | 61,877 | (112) | (8,325) | | (1,000) | 0 | 52,552 | (112) | (9,325) |
| Subtotal, Special Programs | 449 | 83,962 | 360 | 83,329 | (112) | (8,154) | 0 | (1,528) | 248 | 73,647 | (112) | (9,682) |
| Subtotal, Direct Programs | 9,466 | 1,517,475 | 8,154 | 1,384,434 | (47) | 5,756 | 54 | 189,233 | 8,161 | 1,579,423 | 7 | 194,989 |
| Reimbursable Programs | 756 | | 1,038 | | | | (284) | | 754 | | (284) | |
| Allocations From Other Agencies | 366 | | 466 | | | | 7 | | 473 | | 7 | |
| Total, Operation of Indian Programs | 10,588 | 1,517,475 | 9,658 | 1,384,434 | (47) | 5,756 | (223) | 189,233 | 9,388 | 1,579,423 | (270) | 194,989 |

BIA-39

**Bureau of Indian Affairs
Summary of Requirements
(Dollars in Thousands)**

Appropriation: Operation of Indian Programs (OIP)

| | <u>FTE</u> | <u>Amount</u> | <u>FTE</u> | <u>Amount</u> |
|--|------------|---------------|------------------|----------------------|
| 1996 Estimate to Date | | | 8,154 | 1,384,434 |
| <u>Uncontrollable Cost Changes</u> | | | | |
| Additional Cost in 1997 of the | | | | |
| January 1996 Pay Raise | | 3,598 | | |
| DOD Teachers Pay Increase | | 2,746 | | |
| Additional Cost in 1997 of the | | | | |
| January 1997 Pay Raise - absorbed | | [13,367] | | |
| Workers Compensation Payments | | -83 | | |
| Unemployment Compensation Payments | | 377 | | |
| CSRS/FERS Retirement Costs | | 1,971 | | |
| Health Benefits | | 670 | | |
| Internal Transfers | -47 | -3,523 | | |
| Total, Uncontrollable Changes | | | -47 | 5,756 |
| Program Changes | | | 54 | 189,233 |
| Total Requirements (1997 Request) | | | 8,161 | 1,579,423 |

Health Benefits..... +670

The adjustment is for changes in estimated health benefits costs paid by the Bureau. It results from changes in the health plan options elected by employees and increases in the cost of the plans.

Internal Transfers:

Each year, the Bureau includes a number of internal transfers in the budget for a variety of reasons, including changes recommended or requested in the continuing refinements of the Tribal Budget System developed by the Joint Tribal/DOI/BIA Reorganization Task Force. Transfers are also reflected as additional tribes enter into Self Governance Compacts pursuant to the Indian Self Determination and Education Assistance Act Amendments (*Public Law 103-413*). These transfers do not imply a change in program activity. They are merely a rearrangement of where activities are reflected in the Bureau's budget. Detail on these transfers are provided below.

Transfer funds from various programs to Tribal Priority Allocations for Self-Governance Compacts, pursuant to Title III of the Indian Self-Determination and Education Assistance Act (*Public Law 103-413*). ±2,469

Transfer funds and staffing from various Area Office Operations programs to Tribal Priority Allocations programs. Consistent with Tribal Resolution CF-8-95, the Navajo Nation is proposing to transfer the Navajo Area Office resources to Tribal Priority Allocations. ±117 ±4,526

Transfer to Tribal Priority Allocations, Resources Management from Other Recurring Programs, Resources Management funds for the Penobscot Indian Nation's share of the Tribal Management and Development Program (\$81), and the Eastern Band of Cherokee's share of Fish Hatchery Operations (\$75). ±156

Transfer funds to Aid to Tribal Government from New Tribes for the Catawba (\$1,407), and Tillie Hardwick Tribes (\$1,543), to establish their Tribal Priority Allocations accounts following the third year of funding under the New Tribes program. ±2,950

Transfer Welfare Assistance funds to Services to Children, Elderly, and Families in Tribal Priority Allocations in order to enable the Sacramento Area Office and Agencies to operate the welfare assistance program in the State of California. ±515

Transfer funds from Tribal Management and Development Programs to Columbia River Fisheries Management in Other Recurring Programs, Resources Management to assist member tribes participate in the construction planning for the Columbia River Gorge. ±198

Transfer funds from Tribal Management and Development Programs to Great Lakes Area Resources Management in Other Recurring Programs, Resources Management in order to provide fisheries assessments and data analysis in the Great Lakes area ceded to the ±174

United States in the Indian treaties of 1837 and 1842.

Transfer funds from Fish Hatchery Operations (\$119) and Tribal Management and Development Programs (\$44) to Fish Hatchery Maintenance in Other Recurring Programs, Resources Management to draft regulations and implement the Indian Fish and Wildlife Management Act. ±163

Transfer Other Recurring Programs, Resources Management funds to Non-Recurring Programs, Trust Services in order to properly reflect placement of the 1996 Congressional add-on. ±204

Within Non-Recurring Programs, transfer Mineral Assessments program funds to Special Projects to provide additional funds for greater tribal participation in the National Indian Energy and Mineral Resources and National Indian Oil and Gas Evaluation and Management System projects. ±187

Transfer to Central Office Operations, General Administration, Personnel Services (\$1,509, 13 FTE), and Education Personnel Services (\$2,416, 36 FTE) from Special Programs and Pooled Overhead funds and staff that were transferred in FY 1995 for the Department's Human Resources Management consolidation initiative, which was rescinded in favor of streamlining by each agency. The transfer reflects the Bureau's personnel management downsizing and realignment. The remaining personnel management resources are being transferred to Area Office Operations. ±49 ±3,925

Transfer from Central Office Operations, General Administration, Construction Program Management funds and staff to the Construction appropriation to align the administration of facilities construction with the facilities projects. -47 -3,523

Transfer to Area Office Operations, General Administration, Personnel Services from Special Programs and Pooled Overhead, funds and staff that were transferred in FY 1995 for the Department's Human Resources Management consolidation initiative, which was rescinded in favor of streamlining by each agency. The transfer reflects the Bureau's personnel management downsizing and realignment. ±63 ±4,770

Tribal Priority Allocations

Activity Summary

(Dollar Amounts in thousands)

Activity: Tribal Priority Allocations

| Program Element | | 1996 Estimate To Date | Uncontrollable and One-Time Changes | Program Changes | 1997 Budget Request | Change From 1996 |
|---------------------------------|---------|-----------------------------|---|--------------------|---------------------------|------------------------|
| Tribal Government | \$(000) | 239,800 | 8,840 | 56,339 | 304,979 | 65,179 |
| | FTE | 92 | 3 | 0 | 95 | 3 |
| Human Services | \$(000) | 126,660 | -311 | 26,330 | 152,679 | 26,019 |
| | FTE | 148 | 4 | 0 | 152 | 4 |
| Education | \$(000) | 50,505 | -1,724 | 10,683 | 59,464 | 8,959 |
| | FTE | 11 | 0 | 0 | 11 | 0 |
| Public Safety and Justice | \$(000) | 81,511 | 555 | 18,034 | 100,100 | 18,589 |
| | FTE | 474 | 2 | 0 | 476 | 2 |
| Community Development | \$(000) | 54,593 | 53 | 11,781 | 66,427 | 11,834 |
| | FTE | 338 | 1 | 0 | 339 | 1 |
| Resources Management | \$(000) | 53,489 | -183 | 10,522 | 63,828 | 10,339 |
| | FTE | 722 | 6 | 0 | 728 | 6 |
| Trust Services | \$(000) | 25,960 | -18 | 5,314 | 31,256 | 5,296 |
| | FTE | 435 | 13 | 0 | 448 | 13 |
| General Administration | \$(000) | 21,634 | 3,019 | 3,309 | 27,962 | 6,328 |
| | FTE | 375 | 88 | 0 | 463 | 88 |
| Small/Needy Tribes Distribution | \$(000) | 0 | 0 | 5,000 | 5,000 | 5,000 |
| | FTE | 0 | 0 | 0 | 0 | 0 |
| Total Requirements | \$(000) | 654,152 | 10,231 | 147,312 | 811,695 | 157,543 |
| | FTE | 2,595 | 117 | 0 | 2,712 | 117 |

Objectives:

- To provide funds to tribes and agencies in support of on-going programs at the local level.
- To provide tribes with the opportunity to be directly involved in establishing tribal priorities and related funding levels on an annual basis.
- To provide tribes with flexibility in reallocating program funds consistent with local priorities.

Justification of Program and Performance

Activity: Tribal Priority Allocations
 Subactivity: Tribal Government

| Program Element | | 1996 Estimate To Date | Uncontrollable and One-Time Changes | Program Changes | 1997 Budget Request | Change From 1996 |
|--|---------|-----------------------|-------------------------------------|-----------------|---------------------|------------------|
| Community Services, General | \$(000) | 2,483 | -251 | 700 | 2,932 | 449 |
| | FTE | 9 | 0 | 0 | 9 | 0 |
| Other Aid to Tribal Government | \$(000) | 16,968 | 2,986 | 5,550 | 25,504 | 8,536 |
| | FTE | 72 | 3 | 0 | 75 | 3 |
| Consolidated Tribal Government Program | \$(000) | 37,201 | 86 | 9,222 | 46,509 | 9,308 |
| Self Governance Compacts | \$(000) | 84,265 | 8,936 | 18,583 | 111,784 | 27,519 |
| New Tribes | \$(000) | 7,390 | -2,922 | 2,178 | 6,646 | -744 |
| | FTE | 7 | 0 | 0 | 7 | 0 |
| Contract Support | \$(000) | 90,829 | 0 | 19,779 | 110,608 | 19,779 |
| Other - Tribal Government | \$(000) | 664 | 5 | 327 | 996 | 332 |
| | FTE | 4 | 0 | 0 | 4 | 0 |
| Total Requirements | \$(000) | 239,800 | 8,840 | 56,339 | 304,979 | 65,179 |
| | FTE | 92 | 3 | 0 | 95 | 3 |

Congressional action on the Department of Interior and related agencies appropriations bill included a general reduction of \$92,136,000 in the Tribal Priority Allocations budget activity. In October 1995, the Bureau held consultation meetings with the tribes and allowed them to re-prioritize their 1996 TPA funds at the Conference level. The tribes re-prioritized programs in Tribal Government at \$239,800,000, a nine percent reduction from their FY 1996 request level of \$262,428,000. Appropriations provided through the Bureau in TPA represent the only resource tribes have to support basic tribal governmental support and contract support costs, both of which are critical to the tribes in achieving their goal of self determination and self governance. The following FY 1996 program descriptions for individual Tribal Government programs reflect the activities accomplished at the reduced level.

Community Services, General

FY 1996 Plans and Accomplishments (\$2,483,000; FTE 9): This program sustained a 24 percent reduction from the FY 1996 request level. The remaining funds will allow agency staff to monitor, evaluate and provide technical assistance to Tribal Government programs at only 76 percent of total assistance needed. Community Services staff also advise agency superintendents and tribes on matters related to Tribal Government and Human Services programs.

Other Aid to Tribal Government

FY 1996 Plans and Accomplishments (\$16,968,000; FTE 72): The Other Aid to Tribal Government program was reduced by 30 percent from the FY 1996 request level. Of the remaining funds, most are contracted to about 125 tribes and Alaska native villages for improvements in their tribal government operations and capabilities. Agency comprehensive planning programs assist tribal governments in setting priorities for the development of the community or reservation. The tribal enrollment program enables tribes to maintain up-to-date tribal membership records in order to make dividend distributions, conduct secretarial and tribal elections, receive tribal and federal benefits, and exercise off-reservation treaty rights. Secretarial election functions include the printing of ballots and referenda, distribution of voter registration applications to eligible members, and distribution of new or amended tribal documents to voters for their consideration prior to elections. The general tribal administration program assists tribes to develop and update tribal government policy, legislation, and regulations for administrative support. The work/learn program provides community employment opportunities to Indian youth who are enrolled in high school and between 13 and 20 years old. Workload data, summarized in the following table, reflect the reduced funding level for FY 1996:

| Category | FY 1995 Actual | FY 1996 Estimate | FY 1997 Estimate |
|---|-------------------|---------------------|---------------------|
| Judgement Fund Distribution Plans/Legislation | 30 | 15 | 20 |
| Payment Rolls | 32 | 15 | 20 |
| Tribal Rolls | 171 | 150 | 175 |
| Certificates of Degree of Indian Blood | 49,122 | 40,000 | 55,000 |
| Appeals | 269 | 190 | 200 |
| Total Constitutions | 97 | 85 | 120 |
| Constitutional Dev. Training (# of Trainees) | 256 | 200 | 250 |

Consolidated Tribal Government Program

FY 1996 Plans and Accomplishments (\$37,201,000): Tribes may combine contracted programs under this single, consolidated program, which allows tribal contractors greater flexibility in planning their programs.

Self-Governance Compacts

FY 1996 Plans and Accomplishments (\$84,265,000): The Tribal Self-Governance Act of 1994 (*Public Law 103-413*) establishes tribal self-governance as a permanent option for tribal governments and allows up to 20 additional tribes to participate each year. The FY 1996 funds support 53 annual compact agreements negotiated by the Bureau. The apparent funding increase in this program is due to an increase in the number of tribes participating in the program, and the subsequent transfer of funds to their self-governance TPA bases. These tribes were subject to the same general reduction of base funding as non-compacting tribes. Additionally, the

amounts they received as transfers from agencies and area offices were also affected by the general reduction.

The table in the Appendix displays the distribution of the total FY 1997 request for each self-governance tribe\consortium. The FY 1997 request includes the TPA general increase and FY 1996 funds transferred from within Tribal Priority Allocations, from Other Recurring Programs, Area Office Operations, and self-governance shortfalls to the tribes' bases.

New Tribes

FY 1996 Plans and Accomplishments (\$7,390,000); FTE 7): The program provides newly acknowledged tribes with assistance in initiating federally-funded operations. Budgets are submitted by new tribes to implement proposed operational programs to meet tribal needs. New tribes receive assistance under the New Tribes program for three years; then funding for these tribes is transferred to the Other Aid to Tribal Government program so that the tribes may establish funding priorities. Tribes participating in the program in FY 1996 include the following:

| Tribe/Area | Program Year | (\$000) |
|------------------------|--------------|---------|
| Catawba | 3rd | 1,407 |
| Tillie Hardwick Tribes | 3rd | 1,543 |
| Paskenta | 1st | 128 |
| Auburn | 1st | 159 |
| Little River | 1st | 330 |
| Pokagon | 1st | 1,492 |
| Little Traverse | 1st | 1,166 |
| Ione Miwuk | 1st | 159 |
| Mohegan | 1st | 482 |
| Jena Choctaw | 1st | 127 |
| Samish | 1st | 280 |
| Eastern Area Office | | 47 |
| Sacramento Area Office | | 23 |
| Michigan Agency | | 47 |
| Total | | 7,390 |

Contract Support

FY 1996 Plans and Accomplishments (\$90,829,000): Contract support funds, authorized in Section 106 (a)(2) of the Indian Self-Determination and Education Assistance Act (as amended), are used to reimburse tribal contractors for direct program expenses and any additional overhead expenses incurred in connection with the operation of a federal program. Contract support funds were decreased by 17 percent from the FY 1996 request level. The reduction makes it more difficult for tribes to continue operating self-determination contracts at lower funding levels especially for such programs as law enforcement, which incurs high inflationary cost increases

associated with vehicle maintenance, and premium pay and overtime salary costs. Based on FY 1995 actual obligations, it is estimated that approximately 60 percent of the resources in the Operation of Indian Programs account will be used to support tribal contracts in FY 1996. Assuming that the same percentage of TPA programs are contracted at the reduced level, the magnitude of the reduction may result in tribes retroceding programs back to the Secretary due to inadequate contract support funding. With potential employee reductions and agency closures, the end result may be that no program services will be provided to many Indian reservations around the nation.

In FY 1996, contract support funds are being distributed in the same manner as in FY 1995, that is, only those contractors who have current 1996 indirect cost rates or whose rate proposals are pending with the Office of the Inspector General by June 1, 1996, are eligible to receive full pro rata shares of the indirect rates. Contractors who have a 1995 rate are eligible for 50 percent of that rate. In FY 1995 many tribes received only 75 to 80 percent of contract support funds need. The problem is magnified in FY 1996 not only by the 17 percent reduction in funding, but also by the shortfalls from FY 1995. The final distribution of funds will be made in July after an analysis of FY 1996 contract support requirements is completed, in order to ensure that tribal contractors are treated equally in the funding shortfall.

Other - Tribal Government

FY 1996 Plans and Accomplishments (\$664,000; FTE 4): Tribes have the flexibility to prioritize funds for any other tribal government program which does not fall into the programs described above. This program was decreased by 13 percent from the FY 1996 requested amount.

Justification of Program Changes

| Program Element | | 1997 Budget Request | Program Changes (+/-) |
|--|------------|---------------------------|-----------------------------|
| Community Services, General | \$(000) | 2,932 | +700 |
| | <i>FTE</i> | 9 | 0 |
| Other Aid to Tribal Government | \$(000) | 25,504 | +5,550 |
| | <i>FTE</i> | 75 | 0 |
| Consolidated Tribal Government Program | \$(000) | 46,509 | +9,222 |
| Self-Governance Compacts | \$(000) | 111,784 | +18,583 |
| New Tribes | \$(000) | 6,646 | +2,178 |
| | <i>FTE</i> | 7 | 0 |
| Contract Support | \$(000) | 110,608 | +19,779 |
| Other - Tribal Government | \$(000) | 996 | +327 |
| | <i>FTE</i> | 4 | 0 |
| Total Requirements | \$(000) | 304,979 | +56,339 |
| | <i>FTE</i> | 95 | 0 |

New Tribes (+\$2,178,000): In FY 1997, the Bureau will change the methodology used to determine funding levels for newly recognized tribes by providing an initial \$160,000 for those located in the 48 contiguous states and \$200,000 for those in Alaska. The FY 1997 request will provide \$1,874,000 in first year funding for the Huron Potawatomi (\$160,000) and other tribes expected to be recognized, and additional resources for the Portland Area Office. The increase also includes \$304,000 from the general increase of \$140,438,000 requested for Tribal Priority Allocations. The \$304,000 will be distributed to the Huron Potawatomi and to tribes receiving second year funding in 1997. The following table reflects the distribution of the requested increase:

| Tribe/Area | Program Year | (\$000) |
|----------------------|--------------|---------|
| Huron Potawatomi | 1st | 170 |
| Pending Recognition | 1st | 1,639 |
| Paskenta | 2nd | 9 |
| Auburn | 2nd | 11 |
| Little River | 2nd | 22 |
| Pokagon | 2nd | 101 |
| Little Traverse | 2nd | 79 |
| Ione Miwuk | 2nd | 11 |
| Mohegan | 2nd | 33 |
| Jena Choctaw | 2nd | 9 |
| Samish | 2nd | 19 |
| Portland Area Office | | 75 |
| Total | | 2,178 |

Tribal Government (+54,161,000): In FY 1997, the Bureau is requesting a TPA general increase of \$140.4 million. This increase reflects the program priorities and distribution of the requested general increase for this subactivity as established by tribes and agencies.

Justification of Program and Performance

Activity: Tribal Priority Allocations
 Subactivity: Human Services

| Program Element | | 1996 Estimate To Date | Uncontroll- able and One-Time Changes | Program Changes | 1997 Budget Request | Change From 1996 |
|--|---------|-----------------------------|--|--------------------|---------------------------|------------------------|
| Services to Children, Elderly and Families | \$(000) | 25,469 | 142 | 5,585 | 31,196 | 5,727 |
| | FTE | 148 | 4 | 0 | 152 | 4 |
| Indian Child Welfare Act | \$(000) | 13,609 | 39 | 1,698 | 15,346 | 1,737 |
| Welfare Assistance | \$(000) | 87,035 | -501 | 18,953 | 105,487 | 18,452 |
| Other - Human Services | \$(000) | 547 | 9 | 94 | 650 | 103 |
| Total Requirements | \$(000) | 126,660 | -311 | 26,330 | 152,679 | 26,019 |
| | FTE | 148 | 4 | 0 | 152 | 4 |

Congressional action on the Department of Interior and related agencies appropriations bill included a general reduction of \$92,136,000 in the Tribal Priority Allocations budget activity. In October 1995, the Bureau held consultation meetings with the tribes and allowed them to re-prioritize their 1996 TPA funds at the Conference level. The tribes re-prioritized programs in Human Services programs at \$126,660,000, a 16 percent reduction from their FY 1996 request level of \$150,766,000. In Social Services, the reduction of 16 percent combined with the anticipated welfare reform by states will have a devastating effect on Indian families.

Services to Children, Elderly and Families

FY 1996 Plans and Accomplishments (\$25,469,000; FTE 148): This program was decreased by 23 percent from the FY 1996 request level. These funds support the administration of Bureau-operated and tribally contracted programs. The reduction will impact about 130 tribes contracting social services programs. Bureau and tribal staff process applications, determine eligibility, provide counseling, review and follow-up casework. Clientele with specific needs may also be referred by the staff to non-Bureau programs. Counseling, other social casework services, and technical assistance to tribal social services programs are administered under this program. Alcohol and Substance Abuse staff are responsible for implementation of the provisions of *Public Law 99-570, The Indian Alcohol and Substance Abuse Prevention and Treatment Act of 1986*. Coordination of policy, planning, technical assistance, oversight and evaluation of Bureau prevention activities are provided. The staff formulate and operate the alcohol and substance abuse prevention program within the Bureau and ensure that programs or activities undertaken by the various components of the Bureau structure are compatible with, and fully support, the anti-drug abuse policies of the Act and the Administration. Liaison between the Bureau and other federal agencies and with related State and tribal governmental programs is accomplished through teleconferences, on site meetings, e-mail messages, correspondence, and technical programmatic exchanges. The reduction in funds will also negatively impact the support staffing and operating costs of 31 tribally-operated emergency shelters.

Indian Child Welfare Act

FY 1996 Plans and Accomplishments (\$13,609,000): These funds reflect a 21 percent reduction from the FY 1996 request level. The remaining funds will be used to protect Indian children and prevent the separation of Indian families, as authorized under *Public Law 95-608*, the Indian Child Welfare Act of 1978 (ICWA). In FY 1994 alone, 26,000 child abuse or neglect cases were handled by the Bureau. For the Indian Child Welfare program, a reduction of 21 percent would force social workers to reduce and or terminate placement of children, and in certain instances return them to potentially harmful environments. This would result in some Indian children being injured emotionally as well as physically and increase family dysfunction. The reduction will negatively impact tribes as they endeavor to administer ICWA programs that include:

- Systems to license and regulate Indian foster homes and adoptive homes;
- Facilities for counseling and treating Indian families and providing temporary custody of Indian children;
- Programs to train parents on how to care for children in danger of neglect or abuse, and provide respite for parents in stressful situations;
- Day care facilities;
- After-school care programs for high-risk children which emphasize cultural, academic, and social needs of children;
- Recreational programs;
- Programs to provide training for tribal court personnel in the implementation of the Act, and in provision of quality, court-related, child welfare services;
- Adoption subsidies which provide financial assistance to families for the maintenance or special care of an adopted child, or for the completion of the adoption process; and
- Legal representation which provides counseling to families and consultation with tribes.

Welfare Assistance

FY 1996 Plans and Accomplishments (\$87,035,000): Welfare assistance sustained a 13 percent reduction from the amount requested in FY 1996. The average unemployment rate across Indian country continues to be alarmingly high at 46 percent, and the average family income remains significantly below the national poverty level. Many Indian reservations are in remote locations and many Indian people continue to suffer inadequate or substandard housing. The reduced funding level will result in further deterioration of already deplorable living conditions on many Indian reservations. This adversely effects all five types of assistance available to tribes and tribal members under the welfare assistance grants program.

Welfare assistance funds for the compact tribes are included in the self-governance compact

program line item and are also severely impacted by the reduced level of funding. The five types of assistance are:

General Assistance: This program provides direct financial assistance to pay basic living expenses monthly for an estimated 53,000 (at a lower level than previous years due to reduced funding) Indian individuals and families whose incomes are below current state standards. The Bureau provides services only in those states not having a general assistance program available to meet the needs of Indians as defined in 25 CFR 20.21.

Non-Medical Institutional or Custodial Care of Adults: This assistance is provided monthly to about 1,000 disabled adults who are not eligible for care from Indian Health Services, Title XIX, SSI, or any other county, state, or federal program.

Tribal Work Experience Program (TWEP): Approximately 2,000 tribal members who receive general assistance and also work on tribal projects under TWEP receive an extra monthly benefit in addition to their general assistance payments for work-related costs.

Miscellaneous Assistance: Monthly, this program pays the burial expenses of about 260 deceased indigent Indians whose estates do not have sufficient resources to meet funeral expenses. Emergency assistance to prevent hardship caused by fire, flood or acts of nature is also provided to approximately 100 tribal members or families per month.

Child Welfare Assistance: This program provides for the care of abandoned or neglected children placed in foster homes, private or tribal group day care homes, or in residential settings designed to provide special care. These payments are made directly or through contracts to providers in states where the Bureau has authorization under 25 CFR 20.22 to administer a program. Assistance is provided to children who are not eligible for care under any other county, state, or federal program. This program serves an estimated 3,000 children on a monthly basis at a lower monthly rate due to reduced funding level.

Other - Human Services

FY 1996 Plans and Accomplishments (\$547,000): Tribes have the flexibility to prioritize funds for any other human services program which does not fall into the categories described above.

Justification of Program Changes

| Program Element | | 1997 Budget Request | Program Changes (+/-) |
|---|----------------|------------------------------------|--------------------------------------|
| Services to Children, Elderly and Families | \$(000) | 31,196 | +5,585 |
| | <i>FTE</i> | <i>152</i> | <i>0</i> |
| Indian Child Welfare Act | \$(000) | 15,346 | +1,698 |
| Welfare Assistance | \$(000) | 105,487 | +18,953 |
| Other - Human Services | \$(000) | 650 | +94 |
| Total Requirements | \$(000) | 152,679 | +26,330 |
| | <i>FTE</i> | <i>152</i> | <i>0</i> |

Human Services (+\$26,330,000): In FY 1997, the Bureau is requesting a TPA general increase of \$140.4 million. This increase reflects the program priorities and distribution of the requested general increase for this subactivity as established by tribes and agencies. It is of paramount importance to restore welfare assistance funding, to provide critically needed programs for Indian children, elderly and families, to mitigate the high rise of child abuse and drug related incidents, and to continue the assistance to Indian individuals and families whose living conditions are below the poverty level.

Justification of Program and Performance

Activity: Tribal Priority Allocations
 Subactivity: Education

| Program Element | | 1996 Estimated To Date | Uncontrollable and One-Time Changes | Program Changes | 1997 Budget Request | Change From 1996 |
|------------------------------------|---------|------------------------------|---|--------------------|---------------------------|------------------------|
| Scholarships | \$(000) | 26,285 | -408 | 5,523 | 31,400 | 5,115 |
| Adult Education | \$(000) | 2,374 | 14 | 459 | 2,847 | 473 |
| | FTE | 11 | 0 | 0 | 11 | 0 |
| TCCC's Supplement to Grants | \$(000) | 951 | 7 | 150 | 1,108 | 157 |
| Johnson-O'Malley Assistance Grants | \$(000) | 19,634 | -1,339 | 4,275 | 22,570 | 2,936 |
| Other - Education | \$(000) | 1,261 | 2 | 276 | 1,539 | 278 |
| Total Requirements | \$(000) | 50,505 | -1,724 | 10,683 | 59,464 | 8,959 |
| | FTE | 11 | 0 | 0 | 11 | 0 |

Congressional action on the Department of Interior and related agencies appropriations bill included a general reduction of \$92,136,000 in the Tribal Priority Allocations budget activity. In October 1995, the Bureau held consultation meetings with the tribes and allowed them to re-prioritize their 1996 TPA funds at the Conference level. The tribes re-prioritized programs in Education at \$50,505,000, a 12 percent reduction from their FY 1996 request level of \$57,161,000. The following FY 1996 program descriptions for individual Education programs reflect the activities accomplished at the reduced level.

Scholarships

FY 1996 Plans and Accomplishments (\$26,285,000): The scholarship programs received a 10 percent reduction from the amount requested in FY 1996. The Bureau endeavors to award 15,000 scholarships annually, with many more applicants that would be granted scholarships if additional funding were available. Funds are used to provide financial aid to eligible Indian and Alaska Native students attending accredited post-secondary institutions. Scholarship grants are based on each student's certified financial aid requirements for Title IV federal assistance, such as the Pell Grant and the National Direct Student Loan Program. The Bureau's scholarship program provides about 25 percent of the student's total financial aid.

With the reduction of 10 percent to this program, 5,000 fewer scholarships were provided to Indian students this year at a time when the average drop out rate for Indian students far exceeds the national average. As a result, many bright and motivated students were denied an opportunity for a higher education. A college education is one of the few opportunities Indian youth have to prepare for a future that will result in meaningful employment and the ability to provide a decent, adequate life for their future families.

Higher Education Scholarships Program

| Fiscal Year | Average Grant Amount Per Student | Number of Graduates |
|-------------|----------------------------------|---------------------|
| 1990 | 1,678 | 1,400 |
| 1991 | 1,680 | 1,225 |
| 1992 | 2,180 | 2,080 |
| 1993 | 2,297 | 2,278 |
| 1994 | 2,412 | 2,346 |
| 1995 | 2,588 | 2,416 |
| 1996 (Est) | 2,600 | 2,480 |

Adult Education

FY 1996 Plans and Accomplishments (\$2,374,000; FTE 11): This program supports educational opportunities and learning experiences for adult Indians and Alaska Natives. Courses offered include Adult Basic Education (ABE); preparation for the General Educational Development Test (GED); life-coping skills such as budgeting, driver training, filing of federal and state tax returns; and continuing education courses, such as typing, shorthand, and computer literacy.

Tribally Controlled Community Colleges (TCCC) Supplements to Grants

FY 1996 Plans and Accomplishments (\$951,000): The Bureau awards grants to 24 tribally controlled community colleges under the authority of the Tribally Controlled Community College Assistance Act (*Public Law 95-471*, as amended). In FY 1996 the following tribally controlled community colleges received grants, as prioritized by the tribes:

| Area/Agency | Community Colleges | \$(000) |
|--------------------------|---------------------|---------|
| Aberdeen Area: | | |
| Rosebud Agency | Sinte Gleska | 163 |
| Pine Ridge Agency | Oglala Lakota | 301 |
| Turtle Mountain Agency | Turtle Mountain | 75 |
| Fort Berthold | Fort Berthold | 68 |
| Billings Area: | | |
| Northern Cheyenne Agency | Dull Knife Memorial | 344 |

Johnson-O'Malley Assistance Grants

FY 1996 Plans and Accomplishments (\$19,634,000): The Johnson-O'Malley Education Assistance program provides funding for supplemental education programs for Indian students attending public schools and for pre-school children. These assistance grants were decreased by 14 percent from the amount requested in FY 1996. The program covers nearly 272,000

students in 33 states and at the reduced level provides only about \$72 per student, when Johnson-O'Malley funds transferred to self-governance compacts are considered, instead of \$85 per student the FY 1996 request level provided. The reduced funding cuts the level of support of certified teachers, teacher's aides, counselors for academic tutorial assistance, and home/school coordinators who work with students and parents on an individual basis to encourage and motivate students to remain in school. The program also assists parents in meeting some school-related expenses.

Other - Education (Tribal Design)

FY 1996 Plans and Accomplishments (\$1,261,000): Funds are being used by certain tribes to enhance employees skills in contracting and software applications in budget and accounting systems.

Justification of Program Changes

| Program Element | | 1997 Budget Request | Program Changes (+/-) |
|------------------------------------|----------------|------------------------------------|--------------------------------------|
| Scholarships | \$(000) | 31,400 | +5,523 |
| Adult Education | \$(000) | 2,847 | +459 |
| | <i>FTE</i> | <i>11</i> | <i>0</i> |
| TCCC's Supplement to Grants | \$(000) | 1,108 | +150 |
| Johnson O'Malley Assistance Grants | \$(000) | 22,570 | +4,275 |
| Other - Education | \$(000) | 1,539 | +276 |
| Total Requirements | \$(000) | 59,464 | +10,683 |
| | <i>FTE</i> | <i>11</i> | <i>0</i> |

Education (+\$10,683,000): In FY 1997, the Bureau is requesting a TPA general increase of \$140.4 million. This increase reflects the program priorities and distribution of the requested general increase for this subactivity as established by tribes and agencies.

Justification of Program and Performance

Activity: Tribal Priority Allocations
 Subactivity: Public Safety and Justice

| Program Element | | 1996 Estimate To Date | Uncontroll- able and One-Time Changes | Program Changes | 1997 Budget Request | Change From 1996 |
|-----------------------------------|---------|-----------------------------|--|--------------------|---------------------------|------------------------|
| Tribal Courts | \$(000) | 10,443 | -38 | 2,197 | 12,602 | 2,159 |
| | FTE | 16 | 0 | 0 | 16 | 0 |
| Law Enforcement | \$(000) | 67,731 | 580 | 15,326 | 83,637 | 15,906 |
| | FTE | 458 | 2 | 0 | 460 | 2 |
| Community Fire Protection | \$(000) | 1,141 | 6 | 192 | 1,339 | 198 |
| Other - Public Safety and Justice | \$(000) | 2,196 | 7 | 319 | 2,522 | 326 |
| Total Requirements | \$(000) | 81,511 | 555 | 18,034 | 100,100 | 18,589 |
| | FTE | 474 | 2 | 0 | 476 | 2 |

Congressional action on the Department of Interior and related agencies appropriations bill included a general reduction of \$92,136,000 in the Tribal Priority Allocations budget activity. In October 1995, the Bureau held consultation meetings with the tribes and allowed them to re-prioritize their 1996 TPA funds at the Conference level. The tribes re-prioritized programs in Public Safety and Justice at \$81,511,000, a 17 percent reduction from their FY 1996 request level of \$97,796,000. The following FY 1996 program descriptions for individual Tribal Government programs reflect the activities accomplished at the reduced level:

Tribal Courts

FY 1996 Plans and Accomplishments (\$10,443,000; FTE 16): The tribes' priority of this program at the reduced funding level was 27 percent below the FY 1996 request amount. This 27 percent, or approximately \$4 million reduction of requested funds, limits the support for salaries and related administrative costs of judges, prosecutors, defenders, clerks of court, probation officers, juvenile officers and other court-supported personnel in the operation of tribal courts and courts of Indian offenses. The reduction is exacerbating a serious backlog of cases in the 232 tribal judicial systems and 22 courts of Indian offenses. Tribal judicial systems exercise civil and criminal jurisdiction in accordance with tribal customs and tradition and/or tribal law and order codes. Courts of Indian offenses enforce the criminal provisions found in *25 CFR Part 11*. Bureau staff provide support and technical assistance to Bureau and tribal judicial personnel on matters relating to the development, management, and administration of Indian judicial systems and courts of Indian offenses.

Law Enforcement

FY 1996 Plans and Accomplishments (\$67,731,000; FTE 458): Law enforcement was reduced by 16 percent from the amount requested in FY 1996. In the Law Enforcement area, many Indian communities are faced with crime and substance abuse-related incidents far above the

national average. Law Enforcement and detention services to more than 200 Indian reservations with a patrol area of more than 100,000 square miles are severely limited. Treaties, legislation, and court decisions have created a unique criminal justice requirement on Indian lands. Criminal justice systems are developed and operated by the Bureau and tribal governments for police, detention and judicial services because they are not provided by state, county, or city governments. Law enforcement and detention services are provided by the Bureau, tribal police, and in a few cases, through contracts or agreements with city and county governments. Some states have been granted jurisdiction by *Public Law 83-280* and similar statutes over crimes committed by or against Indians on reservations. A reduction in police forces, whether tribal or Bureau, will exacerbate the presently severe problem. At this lower level of funding, law enforcement services are stretched to a degree that crimes escalate placing the Indian community at risk.

The Bureau currently funds 67 detention facilities in Indian country, 35 operated by the Bureau and 32 by tribes. To develop and improve services, the Bureau has prioritized 17 new detention construction projects. The FY 1996 requested amount included \$3,022,000 to support operational costs for six detention center projects in various stages of construction and operation. These funds were reduced by 16.5 percent to \$2,523,400. The requested amount provided only "bare essentials" funding to these six projects. With the reduction of 16.5 percent, these facilities are in danger of running out of food and supplies; are not able to hire enough full-time detention officers; and will be unable to provide appropriate maintenance, thereby reducing the lifespan of the new facilities.

The Bureau and tribal governments employ staff, including criminal investigators, uniformed officers, detention officers, radio dispatchers, and clerical support, to operate law enforcement and detention programs. Bureau criminal investigators investigate federal offenses; the uniformed police component enforce federal laws and tribal codes. Tribal police primarily enforce tribal codes and may serve as Bureau deputy special officers. Most Bureau and tribal police officers are also commissioned by state and county governments to enforce state laws, as applicable, on Indian lands. About 55 police departments participate in the Drug Abuse Resistance Education (DARE) program. Many police departments will participate with the Indian Health Service in the *None for the Road* program to combat drunken driving. Additionally, law enforcement personnel respond to natural disasters including hurricanes and floods, and other civil disturbances which require a large police response. About 80 percent of the operating costs support law enforcement and detention staff. The remaining 20 percent provides related support such as automotive operations and maintenance, detention services, training, communications, equipment, and supplies.

The estimated number of calls, types of cases and law enforcement responses by Bureau and tribal police during 1995 are summarized below.

| Activity | 1995 |
|---|---------|
| Non-enforcement calls | 203,856 |
| Crimes: FBI Part I Offenses (homicide, rape, robbery, burglary, arson, aggravated assault) | 15,327 |
| - Reported | |
| - Cleared | 5,329 |
| Crimes: Other than Part I Offenses (assault, stolen property, weapons, drugs, drunken disorderly) | 156,948 |
| Other Offenses (traffic and resource violations) | 100,609 |

Community Fire Protection

FY 1996 Plans and Accomplishments (\$1,141,000): Tribes' priority of Community Fire Protection at the lower funding level was 35 percent below the FY 1996 requested amount. This reduces the funds to provide fire protection services for tribes that are not supported by state or local governments. In FY 1996, over 40 tribes prioritized funding to support their fire protection programs. The reduced level of funding at the reservation level for those tribes that prioritized funds in this program may result in endangerment of lives and safety of the residents. The larger community fire protection programs support staff, train volunteer fire-fighters, repair existing fire-fighting equipment, and purchase additional equipment. Funds are also used to purchase smoke detectors, fire extinguishers, fire escapes, and emergency lights for public buildings.

Other - Public Safety and Justice

FY 1996 Plans and Accomplishments (\$2,196,000): Tribes have the flexibility to prioritize funds for any other public safety and justice program which does not fall into the programs described above.

Justification of Program Changes

| Program Element | | 1997 Budget Request | Program Changes |
|---------------------------------|---------|---------------------------|--------------------|
| Tribal Courts | \$(000) | 12,602 | +2,197 |
| | FTE | 16 | 0 |
| Law Enforcement | \$(000) | 83,637 | +15,326 |
| | FTE | 460 | 0 |
| Community Fire Protection | | 1,339 | +192 |
| Other Public Safety and Justice | | 2,522 | +319 |
| Total Requirements | \$(000) | 100,100 | +18,034 |
| | FTE | 476 | 0 |

Public Safety and Justice (+\$18,034,000): In FY 1997, the Bureau is requesting a TPA general increase of \$140.4 million. This increase reflects the program priorities and distribution of the requested general increase for this subactivity as established by tribes and agencies.

This increase will be used to reduce the backlog of cases in the 232 tribal judicial systems and 22 courts of Indian offenses, enhance law enforcement and detention services to more than 200 Indian reservations, provide a trained and efficient police force to not only patrol more than 100,000 square miles but also enforce federal laws and tribal codes, and provide fire protection services (reduced in FY 1996) for tribes not supported by state or local governments. The Public Safety and Justice programs have been seriously impacted and are in dire need of this increase. The lives and safety of tribal members as well as members of the law enforcement community are of paramount importance and should not be compromised.

Justification of Program and Performance

Activity: Tribal Priority Allocations
 Subactivity: Community Development

| Program Element | | 1996 Estimate To Date | Uncontroll- able and One-Time Changes | Program Changes | 1997 Budget Request | Change From 1996 |
|---------------------------------------|---------|-----------------------------|--|--------------------|---------------------------|------------------------|
| Direct Employment | \$(000) | 1,447 | 5 | 368 | 1,820 | 373 |
| | FTE | 3 | 0 | 0 | 3 | 0 |
| Adult Vocational Training | \$(000) | 8,582 | -192 | 1,481 | 9,871 | 1,289 |
| | FTE | 23 | 0 | 0 | 23 | 0 |
| Economic Development | \$(000) | 3,192 | 9 | 855 | 4,056 | 864 |
| | FTE | 34 | 1 | 0 | 35 | 1 |
| Housing Improvement Program | \$(000) | 15,760 | 28 | 3,432 | 19,220 | 3,460 |
| Road Maintenance | \$(000) | 25,561 | 203 | 5,566 | 31,330 | 5,769 |
| | FTE | 278 | 0 | 0 | 278 | 0 |
| Other - Economic Development Programs | \$(000) | 51 | 0 | 79 | 130 | 79 |
| Total Requirements | \$(000) | 54,593 | 53 | 11,781 | 66,427 | 11,834 |
| | FTE | 338 | 1 | 0 | 339 | 1 |

Congressional action on the Department of Interior and related agencies appropriations bill included a general reduction of \$92,136,000 in the Tribal Priority Allocations budget activity. In October 1995, the Bureau held consultation meetings with the tribes and allowed them to re-prioritize their 1996 TPA funds at the Conference level. The tribes re-prioritized programs in Community Development at \$54,593,000, a 22 percent reduction from their FY 1996 request level of \$69,608,000. The following FY 1996 program descriptions for individual Community Development programs reflect the activities accomplished at the reduced level.

Direct Employment

FY 1996 Plans and Accomplishments (\$1,447,000; FTE 3): These funds, reduced 25 percent below the FY 1996 request level, are used to assist Indians with employable skills find and retain suitable employment. Applicant skills are identified by personal counseling with vocational development specialists who maintain contact with employers in the private sector through state and private employment offices and personal contacts. Applicants are screened in accordance with hiring policies of the prospective employers. The reduced funding will affect the level of service provided, resulting in fewer qualified Indians being placed in jobs and continued high unemployment rates.

Adult Vocational Training

FY 1996 Plans and Accomplishments (\$8,582,000; FTE 23): The tribes' priority for this program at the reduced funding level is 43 percent below the FY 1996 request. The 43 percent

decrease in funding restricts the Bureau's ability to provide counseling, guidance and training at about 400 institutions to meet the basic and special training needs of Indians. With the program's established success record of placing students in suitable employment upon graduation, reduced funding clouds the continued effectiveness of the program during FY 1996. Fewer highly motivated students will be afforded the opportunity to attend these vocational schools, which offer courses in the following areas: welding, auto mechanics, computer programming, secretarial skills, registered nursing, cosmetology, and x-ray technology. The training period may cover up to 24 months, except for the registered nurse training which lasts 36 months. The program is available to adult Indians, 18-35 years of age, who are members of a federally recognized tribe and reside on or near a reservation. Applicants are assisted in the selection of their training program by personal counseling and the results of aptitude skills tests. The FY 1997 average cost is estimated to be \$5,148 per trainee. The cost fluctuates from area to area due to variations in the cost of living, tuition, and other training expenses.

Economic Development

FY 1996 Plans and Accomplishments (\$3,192,000; FTE 34): This program assists Indian tribes, Indian organizations, Alaska Natives and individual Indians to develop resources to improve their economies. Economic development staff at the agencies administer financial assistance programs, monitor, and collect the loans made by re-lending programs and credit associations. The programs available include: guaranteed loans from the Loan Guaranty and Insurance Fund, Direct Loans, and grants from the Indian Business Development Program and Community and Economic Development Program. The program also provides assistance in obtaining financing from other sources.

The agency credit officers review all loan and grant applications, assist clients with application preparation, and recommend approval of applications. Additionally, agency credit officers assist tribes and individual Indians in obtaining loans from banks and other private sector lending sources and work with other federal sources in developing economic enterprises on reservations. These sources include: the Small Business Administration, the Department of Veterans Affairs, the Department of Housing and Urban Development, the Economic Development Administration, the Department of Defense, the Department of Transportation, and the Farmers Home Administration. Agency credit staff review the accounting records maintained by tribes and tribal organizations to ensure accepted business practices and procedures, sound credit policies, and regulations are followed.

Housing Improvement Program

FY 1996 Plans and Accomplishments (\$15,760,000): The Bureau's Housing Improvement Program (HIP) was reduced by 14 percent of the FY 1996 requested amount. The FY 1995 enacted appropriations for HIP provided only 3 percent of the actual housing need of Indian families, which was estimated at \$642 million (\$376 million for repairs and \$266 million for new home construction). The reduction decreases the level of funding 1.9 percent of the total documented need. Housing improvements are significantly reduced in areas where many of the homes for Indian families are below standard. There is also an increasing number of homeless people on Indian reservations. The Navajo Nation reports 20,000 homeless families reside on the reservation. Though there are no statistics on homeless families on other reservations, the

number nationwide is significant. The overall effect of the 14 percent reduction will increase these numbers.

HIP provides assistance to individual Indians to repair existing Indian-owned houses within tribal service areas or construct replacement houses. The program provides the opportunity for needy Indians to improve their living environment through the following assistance categories:

Category A - Temporary repairs to houses which are not economically repairable to protect the family until such time as standard housing is available.

Category B - Permanent, basic and necessary repairs to bring economically repairable substandard houses up to standard condition.

Category C - Down payment assistance for Indians purchasing standard houses.

Category D - Construction of new units or replacement units.

The HIP program provides funds for renovations, repairs, or additions to existing homes. Two types of repair categories are used: (1) repairs to houses that will remain substandard but need repairs for the health or safety of the occupants; and (2) repairs to bring houses up to a standard condition. The tribal inventories for FY 1996 reflect the need to build about 89 new homes and repair 932 existing homes of which 20 percent are backlogged due to reduced funding.

Road Maintenance

FY 1996 Plans and Accomplishments (\$25,561,000; FTE 278): The Road Maintenance funds were reduced 15 percent below the FY 1996 request level. These funds will provide limited routine maintenance on airstrips; bridges; paved, gravel, earth, and unimproved roads. Program activities normally required include smoothing surfaces, cleaning ditches, installing traffic control signs, marking and light repairs, repairing potholes and pavements, and assuring proper roadway drainage. In Conference Report 103-740 accompanying the 1995 appropriations, the Bureau was directed to develop a method, in consultation with the tribes, to allocate these funds to the tribes' TPA bases. The Bureau developed a preliminary proposal, which was provided to the area offices for comment. Based on that review, which contained some tribal comments, the Bureau has developed a new proposal for the allocation of these funds to tribal bases. A Federal Register notice addressing how priorities for the use of the funds will be maintained after distribution to the tribes will be published by June 15, 1996. The notice will include the American Association of State Highway and Transportation Officials (AASHTO) and Federal Highway Trust Fund requirements. In the interim, the appropriations are being allocated under current formula procedures for the following project categories:

Routine Maintenance and Administration (\$19,328,000; FTE 278): The reduction of 15 percent results in fewer of the 25,622 miles of public roads maintained. Because the receipt of Federal Highway Trust Funds from the Department of Transportation is dependent on adequately maintained roads, the reduction has the potential of reducing the Federal Highway funds by \$65 million in FY 1996 alone. These reduced funds will be used to repair and maintain public roads serving Indian reservations, with particular emphasis on school bus routes and arterial highways

needed to enhance economic development and tourism. Protection of the Federal Government's investment is ensured through preventive maintenance or repairing damage by rain and wind on 18,000 miles of roads within the Bureau system that were previously graded or surfaced under the road construction program. Maintenance repairs and services are performed to protect reservation environment, adjacent lands, and individual Indian lands, and to prevent premature failure of asphalt pavements. Guidelines are provided by Bureau offices to promote nationwide comparability and to assure that roads constructed with funds from the Department of Transportation's Highway Trust Fund (HTF) are properly maintained. Bureau staff give general policy direction, providing administrative and technical oversight and support. They assure that tribal priorities are met, following 58 BIAM guidelines and ensure that planning and scheduling of maintenance repairs and services conform with AASHTO standards.

Emergency Maintenance \$3,836,000: These funds provide for snow removal, ice control, washout repair, and landslide removal. The amount planned in FY 1996 is based on an analysis of the average annual emergency maintenance cost over the last five years. About \$2.6 million will be used for snow removal and ice control and \$1.2 million will be used for washout repair and landslide removal.

Bridge Maintenance \$1,725,000: The 745 bridges on Indian reservation roads maintained by the Bureau are inspected on a two-year cycle. The inspection report provides a recommendation of expenditure for replacement, rehabilitation, or maintenance to assure public safety. Adequate maintenance ensures minimal expenditures for the higher cost activities of rehabilitation and replacement, which are financed from the Highway Trust Fund.

Ferry Boat Operation and Maintenance (\$332,000): These funds will be used for operation and maintenance of a ferry across Lake Roosevelt serving the Colville Indian Reservation in the State of Washington.

Airstrip Maintenance (\$340,000): The Bureau provides maintenance for public airstrips located on Indian reservations, which are not maintained by other governmental entities. Airstrip maintenance includes snow removal, grading, and other work required due to the use of the airstrips during medical evacuation and fire fighting emergencies.

Other - Economic Development

FY 1996 Plans and Accomplishments (\$51,000): Tribes have the flexibility to prioritize funds for any other economic development program which does not fall into the programs described above.

Justification of Program Changes

| Program Element | | 1997 Budget Request | Program Changes (+/-) |
|--|----------------|------------------------------------|--------------------------------------|
| Direct Employment | \$(000) | 1820 | +368 |
| | FTE | 3 | 0 |
| Adult Vocational Training | \$(000) | 9871 | +1,481 |
| | FTE | 23 | 0 |
| Economic Development | \$(000) | 4056 | +855 |
| | FTE | 34 | 0 |
| Housing Improvement Program | \$(000) | 19220 | +3,432 |
| Road Maintenance | \$(000) | 31330 | +5,566 |
| | FTE | 279 | 0 |
| Other - Economic Development Programs | \$(000) | 130 | +79 |
| Total Requirements | \$(000) | 66,427 | +11,781 |
| | FTE | 60 | 0 |

Community Development (+\$11,781,000): In FY 1997, the Bureau is requesting a TPA general increase of \$140.4 million. This increase reflects the program priorities and distribution for this subactivity of the requested general increase as established by tribes and agencies.

The increase requested for Community Development is required to sustain programs severely reduced in FY 1996 causing backlogs in Housing, Road Maintenance, and increased number of applicants unable to enter adult vocational training.

Justification of Program and Performance

Activity: Tribal Priority Allocations
Subactivity: Resources Management

| Program Element | | 1996 Estimate To Date | Uncontrollable and One-Time Changes | Program Changes | 1997 Budget Request | Change From 1996 |
|--------------------------------|---------|--------------------------------------|--|----------------------------|------------------------------------|---------------------------------|
| Natural Resources, General | \$(000) | 2,648 | 98 | 501 | 3,247 | 599 |
| | FTE | 17 | 0 | 0 | 17 | 0 |
| Agriculture | \$(000) | 18,414 | 270 | 3,268 | 21,952 | 3,538 |
| | FTE | 281 | 3 | 0 | 284 | 3 |
| Agriculture Extension Services | \$(000) | 447 | 3 | 161 | 611 | 164 |
| Forestry | \$(000) | 20,513 | -846 | 4,666 | 24,333 | 3,820 |
| | FTE | 367 | 2 | 0 | 369 | 2 |
| Water Resources | \$(000) | 3,682 | 17 | 680 | 4,379 | 697 |
| | FTE | 6 | 0 | 0 | 6 | 0 |
| Wildlife & Parks | \$(000) | 4,673 | 191 | 825 | 5,689 | 1,016 |
| | FTE | 7 | 0 | 0 | 7 | 0 |
| Minerals and Mining | \$(000) | 1,975 | 75 | 126 | 2,176 | 201 |
| | FTE | 44 | 1 | 0 | 45 | 1 |
| Other - Resources Management | \$(000) | 1,137 | 9 | 295 | 1,441 | 304 |
| Total Requirements | \$(000) | 53,489 | -183 | 10,522 | 63,828 | 10,339 |
| | FTE | 722 | 6 | 0 | 728 | 6 |

Congressional action on the Department of Interior and related agencies appropriations bill included a general reduction of \$92,136,000 in the Tribal Priority Allocations budget activity. In October 1995, the Bureau held consultation meetings with the tribes and allowed them to re-prioritize their 1996 TPA funds at the Conference level. The tribes re-prioritized programs in Resources Management at \$53,489,000, a 22 percent reduction from their FY 1996 request level of \$68,377,000. The following FY 1996 program descriptions for individual Resources Management programs reflect the activities accomplished at the reduced level.

Natural Resources, General

FY 1996 Plans and Accomplishments (\$2,648,000; FTE 17): These funds, reduced by 23 percent from the FY 1996 request level, support multi-discipline staff and activities not readily identified with one particular natural resource program. The field offices assist in developing policy, regulations, and procedures, budget and financial plans; provide advice and counsel to tribes; and support, direct and oversee matters affecting natural resources. Tribal contract activities include conservation studies and conducting inventories in the various natural resource disciplines.

Agriculture

FY 1996 Plans and Accomplishments (\$18,414,000; FTE 281): The tribes prioritized Agriculture funding 16 percent below the amount requested in FY 1996. The funds support staff who provide technical assistance to tribes, landowners and land users in the use of agricultural and rangeland resources. Over 46 million acres of Indian land are used for farming and grazing by livestock and game animals. Staff provide technical assistance to tribes that contract this program under *Public Law 93-638*. The agriculture program includes the following activities at reduced levels of performance in proportion to percentage decrease in funds:

Inventory and Research: Surveys are conducted to determine soil and range inventories, land evaluations and range utilization. Soil surveys and investigations provide information about soil productivity, erosion, stability problems and other physical land factors needed for program development, conservation planning, and water rights claims settlements. Range inventories and range utilization surveys identify vegetative cover, range condition, precipitation zones, current forage utilization, and establish the season of use and recommended type of livestock to be grazed.

Farm and Range Planning: Land management planning responds to changes in the demands made upon the supply of renewable resources and the goals and objectives of the tribe and landowners. Staff provide technical assistance to Indian landowners, tribal governments and land users to update and amend land use plans under the principles of sustained-yield management to insure adequate resources will be available in the future.

Farmland Improvements: Technical assistance is provided in the following areas: preparing and designing land leveling, farm drainage, cropping patterns, crop varieties, application of irrigation water, farm pond specifications, wind and water erosion control recommendations, surveys for fencing, stock water engineering and design development, special measures for soil and water management necessary to prevent flooding, siltation and agricultural related pollutants, and agricultural pest control.

Rangeland Improvements: Technical assistance is provided for rangeland improvements, including grazing systems, livestock rotation recommendations, stock water development, feeding requirements, pest control management recommendations, brush and noxious weed control, fencing requirements, reseeding, range management and planning, wildlife and parks planning and environmental compliance actions.

Rangeland Protection: This activity supports the management of rangeland pest control, soil erosion, livestock control, modification of stocking rates, and pre-suppression work and maintenance of readiness conditions for fire suppression.

Leasing and Permitting Services: The staff support lease and permit preparations, modifications, stipulations (protective covenants), enforcement actions affecting farm and pasture leases. Farming operations are expected to evaluate compliance with lease requirements, performance, and use. The staff monitor rangeland uses, and changes in ranch operations or land ownership, and modify grazing permits to improve rangeland resources and their utilization.

Contract Monitoring: The staff review tribal self-determination contracts and grant proposals

requested under *Public Law 93-638*. The following table summarizes FY 1995 Agriculture Program data:

| Activity | Completed |
|--|-----------|
| Farmers and Landowners Assisted | 14,500 |
| Ranchers and Landowners Assisted | 14,000 |
| Soil Inventories (acres) | 1,000 |
| Conservation Mgmt and Development Measures (\$000) | 8,000 |
| Farm and Ranch Mgmt Plans | 7,000 |
| Farm Lease Stipulations | 3,500 |
| Range Permits: | |
| Issued | 26,000 |
| Modified | 10,000 |
| Canceled | 500 |
| Range Unit Compliance Inspections | 60,000 |
| Range Inventories (acres) | 1,500,000 |

Agriculture Extension Services

FY 1996 Plans and Accomplishments (\$447,000): These funds, reflecting an 18 percent reduction from the requested level, are used to keep tribes abreast of state-of-the-art agricultural techniques in agronomy, soil restoration, and crop rotation through lectures, field demonstrations, and on-site visits.

Forestry

FY 1996 Plans and Accomplishments (\$20,513,000; FTE 367): Forestry funding was reduced by 19 percent below the FY 1996 requested amount. A report prepared in compliance with the Indian Forest Resources management Act of 1990 (*Public Law 101-630*) stated that the Indian forestry program is funded at 35 percent of the total program need as compared to other federal agencies' funding levels with forest management responsibilities. The additional reduction of 19 percent further reduces the Bureau's capability to ensure that the Secretary's trust responsibilities in forestry are met.

The reduced funds will significantly impact support to forestry management services for 16 million acres of Indian forest land with a commercial timber volume of approximately 42 billion board feet and an annual allowable cut of 930 million board feet. The Bureau's trust responsibility in forestry encompasses 154 reservations or properties in 23 states. It includes 5.7 million acres of commercial timber land, plus 1.6 million acres withdrawn from the commercial base due to tribal constraints, accessibility, or administrative purposes, and 8.7 million acres of woodlands in multiple-use planning. Technical assistance services are provided to Alaska Native Claims Settlement Act (ANCSA) corporations.

Forest management services include modern inventory and management planning systems, forest products marketing, timber sale management, forest productivity enhancement, and intensive forest development procedures. Assistance is also provided to tribes and individual Indians to develop and manage forest products industries. The forestry program components follow:

Forest Development: Includes all activities of reforestation and commercial forest stand improvement necessary to properly manage the commercial forest for a sustained yield of desired forest products. Annually, approximately 7,000 acres are scheduled for reforestation and 9,000 acres for timber stand improvement. In FY 1996, with reduced funding, the scheduled reforestation and timber stand improvement acres are decreased to 5,700 and 7,300 respectfully. At this level of activity, an estimated growth of 51 to 82 million board feet, down from 63 to 101 in FY 1995, will result in future tribal stumpage revenues of approximately \$6 million and employment opportunities estimated at \$20 million (down from \$7 million and \$25 million in FY 1995).

Activities are primarily conducted under *Public Law 93-638* contracts, and include site preparation, seed/cone collection, planting, greenhouse operations, protection of young stands, pre-commercial thinning, fertilization, weeding, species conversion, and scheduled periodic silvicultural treatments.

Timber Sales Management: The timber sales management program provides economic returns to Indian owners from the sale of their forest products. In FY 1996, tribes will offer for sale an estimated 700 million board feet of timber valued at approximately \$169,000,000. This will create more than 10,500 man years of employment and generate an income of over \$250,000,000 annually. An estimated 300 timber sale contracts and 6,000 permits will be issued and supervised.

Forestry staff maintain timber volume and value records, and provide resource accountability. Program funds support the resale and contract administrative work required to conduct the sale of forest products. Activities include oversight, timber scaling, timber sale contract administration and timber sale record-keeping. The major work elements are: sale preparation including reconnaissance, sale area design, final sale preparation, and sale award; and sale administration including timber marking, timber receipts, logging operations, scaling and contract closure. These activities are specified in approved forest management plans.

Forest Management Inventories and Plans: Implementation of the forestry program is dependent upon the reservation-specific tribal goals and objectives and management practices specified in approved forest management plans. In FY 1996, 69 forest management inventory and planning (FMI&P) segments are scheduled for completion.

Planning projects are scheduled at ten year intervals. Forest inventories measure stocking, growth and condition. Forest inventory analysis documents forest trends and updated allowable cuts. Forest mapping incorporates changes in stand boundaries, types, and updated acreage listings. Management plans establish tribally-approved management policies and direction. Environmental assessments determine impacts of proposed plans.

Forest Program Management: Forestry management and administrative activities, such as program audit review and follow up, program management, and oversight ensure that overall program integrity complies with the Department's management control program.

Forest Protection: Includes activities which protect the forest from insects, disease and trespass. The control of insects and disease encompasses: detection and evaluation; preparation of project proposals, including project descriptions, environmental assessments/statements, and cost/benefit analysis; field suppression operations; and reports. Timber and fire trespass activities involve: field examination and survey, damage appraisal, report preparation, conducting investigations.

Water Resources

FY 1996 Plans and Accomplishments (\$3,682,000; FTE 6): Program funds have been reduced by 19 percent from the FY 1996 request. The funds are used primarily by tribes to collect and analyze baseline data for use in litigation and negotiation activities and manage and develop reservation water resources.

The Seminole and Miccosukee Tribes received an increase in FY 1995 of \$399,000, which was added to their base funding in 1996 as part of the continuing effort to restore the South Florida ecosystem. The funds are for the Tribes to complete the design and cost estimates of stormwater areas on the Seminole and Big Cypress reservations, conduct research and studies on water quality and distribution systems, ecosystem development and management, and planning for compliance with the Endangered Species Act. The stormwater treatment areas will reduce the concentration of phosphorous and other nutrients in water leaving the reservations and contribute to the protection and restoration of the Everglades ecosystem. These funds however, were subject to the general reduction as well, which will cause delays in the completion of this most important project.

Wildlife and Parks

FY 1996 Plans and Accomplishments (\$4,673,000; FTE 7): The Wildlife and Parks program was decreased by 51 percent below the FY 1996 request level; however, about one-half of the decrease is attributable to self-governance compact transfers. The reduction provides less resources to assist tribes in the conservation, development and utilization of fish, wildlife and recreational resources, and to promote their capabilities in resource management, enhancement, regulation and enforcement. Tribes develop and refine program goals, objectives and strategies, and increase and improve technical capabilities to assume greater responsibility for managing fish, wildlife and recreation resources. Tribes also collect baseline inventory data, assess resource development potential, implement fish and wildlife plans, promote the training of tribal members in fish and wildlife conservation, conduct special studies, support resource enhancement, protection, and management related activities, and administer programs previously funded by the Fish and Wildlife Service. For FY 1997, \$156,000 is being transferred into the Wildlife and Parks programs from the Fish Hatchery Operations and Tribal Management/Development Programs under Other Recurring Programs.

Minerals and Mining

FY 1996 Plans and Accomplishments (\$1,975,000; FTE 44): These funds, reduced eight percent from the FY 1996 requested amount, support the mineral leasing and accounting staff at Osage; feasibility studies and mining plans, exploration, and development; lease compliance on oil and gas contracts; environmental reviews; training; and oil and gas inspection and enforcement. Funding for the Minerals and Mining program support \$180 million in annual minerals income to tribes and allottees. The reduction of eight percent severely impacts daily minerals operations and could result in the possible loss of both income from current production and from income producing opportunities as new leases are not approved or assigned. The adequacy of the Bureau's management of its minerals responsibilities was questionable at the FY 1995 funding level, and FY 1996 funding is 15 percent below 1995, which increases the controversy.

Other - Resources Management

FY 1996 Plans and Accomplishments (\$1,137,000): Tribes have the flexibility to prioritize funds for any other resources management program which does not fall into the programs described above.

Justification of Program Changes

| Program Element | | 1997 Budget Request | Program Changes (+/-) |
|---------------------------------|------------|---------------------------|-----------------------------|
| Natural Resources, General | \$(000) | 3,247 | +501 |
| | <i>FTE</i> | 17 | 0 |
| Agriculture | \$(000) | 21,952 | +3,268 |
| | <i>FTE</i> | 284 | 0 |
| Agricultural Extension Services | \$(000) | 611 | +161 |
| Forestry | \$(000) | 24,333 | +4,666 |
| | <i>FTE</i> | 369 | 0 |
| Water Resources | \$(000) | 4,379 | +680 |
| | <i>FTE</i> | 6 | 0 |
| Wildlife and Parks | \$(000) | 5,689 | +825 |
| | <i>FTE</i> | 7 | 0 |
| Minerals and Mining | \$(000) | 2,176 | +126 |
| | <i>FTE</i> | 45 | 0 |
| Other - Resources Management | \$(000) | 1,441 | +295 |
| Total Requirements | \$(000) | 63,828 | +10,522 |
| | <i>FTE</i> | 728 | 0 |

Resources Management (+\$10,522,000): In FY 1997, the Bureau is requesting a TPA general increase of \$140.4 million. This increase reflects the program priorities and distribution for this subactivity of the requested general increase as established by tribes and agencies. This increase

in Resources Management programs is required to restore the reductions of FY 1996 which severely limited the tribes' ability to manage their 26 million open grazing acres, 46 million agriculture acres, 16 million acres of Indian Forests, 30 million wildlife and parks acres, and 22 thousand water shore miles.

Justification of Program and Performance

Activity: Tribal Priority Allocations
 Subactivity: Trust Services

| Program Element | | 1996 Estimate To Date | Uncontrollable and One-Time Changes | Program Changes | 1997 Budget Request | Change From 1996 |
|--------------------------------|---------|-----------------------|-------------------------------------|-----------------|---------------------|------------------|
| Trust Services, General | \$(000) | 1,208 | -137 | 282 | 1,353 | 145 |
| | FTE | 10 | 0 | 0 | 10 | 0 |
| Other Rights Protection | \$(000) | 2,496 | -128 | 491 | 2,859 | 363 |
| | FTE | 27 | 1 | 0 | 28 | 1 |
| Real Estate Services | \$(000) | 17,985 | 298 | 3,461 | 21,744 | 3,759 |
| | FTE | 337 | 12 | 0 | 349 | 12 |
| Real Estate Appraisals | \$(000) | 3,212 | -27 | 613 | 3,798 | 586 |
| | FTE | 49 | 0 | 0 | 49 | 0 |
| Environmental Quality Services | \$(000) | 1,059 | -24 | 467 | 1,502 | 443 |
| | FTE | 12 | 0 | 0 | 12 | 0 |
| Total Requirements | \$(000) | 25,960 | -18 | 5,314 | 31,256 | 5,296 |
| | FTE | 435 | 13 | 0 | 448 | 13 |

Congressional action on the Department of Interior and related agencies appropriations bill included a general reduction of \$92,136,000 in the Tribal Priority Allocations budget activity. In October 1995, the Bureau held consultation meetings with the tribes and allowed them to re-prioritize their 1996 TPA funds at the Conference level. The tribes re-prioritized programs in Trust Services at \$25,959,000, a 14 percent reduction from their FY 1996 request level of \$30,297,000. These programs include Indian rights protection, the management of real property, and related services such as appraisals and leasing. These programs represent the most critical fundamental trust responsibility of managing trust lands. Trust land leasing activities are a major part of the real estate program and provide a major source of income to landowners. A reduction of the resources in these programs will have a detrimental effect on the one source of income for some tribes and individual landowners. The following FY 1996 program descriptions for individual Trust Services programs reflect the activities accomplished at the reduced level.

Trust Services, General

FY 1996 Plans and Accomplishments (\$1,208,000; FTE 10): Funding for this program, reduced by 15 percent the amount included in the FY 1996 request, provides program management and support for trust activities in the Bureau's field offices. Funds support the following activities: environmental quality services, rights protection, real estate services, appraisals, land use planning, land records improvement, water policy implementation, historical and archeological resources, other trust related activities. Funds are also used for studies,

contracts, geographic information system agreements, and other services that may affect trust responsibilities programs at the field level.

Other Rights Protection

FY 1996 Plans and Accomplishments (\$2,496,000; FTE 27): These funds, reduced by 16 percent from the FY 1996 request level, enable the agencies to obtain, primarily through contracts, the services or information needed to pursue the protection of Indian rights. This assistance is necessary for the federal government to litigate challenges to Indian rights which have been guaranteed through treaty or statute. The staff address statute of limitations and unresolved Indian rights issues and environmental quality requirements.

Real Estate Services

FY 1996 Plans and Accomplishments (\$17,985,000; FTE 337): Real Estate Services program funding was reduced by 16 percent from the amount in the FY 1996 request. At this lower resource level, the staff will be able provide a proportionally reduced level of real property management, counseling, and land use planning services to individual Indian allottees and Indian tribal and Alaska Native entities, which own an interest in almost 56 million acres of trust land. Decision-making processes are developed through cooperative efforts with the Indian landowners for the proper utilization, development, and enhancement of Indian trust lands. Major functions include surface and sub-surface leasing, lease compliance, rights-of-way, land surveys, land acquisition and disposal, preparation and administration of probates, and land records execution. These activities provide Indian landowners the essential data and assistance in support of the management and development of their surface and sub-surface land resources in keeping with the trust management role of the federal government. Trust land leasing activities are a major part of the real estate program and provide a major source of income to the owners. Landowners derive added land values from improvement and conservation stipulations contained in Bureau leases. The agency staff perform initial land ownership recordkeeping, which is often complicated by heirship problems and segregated surface and sub-surface ownership, and entry of land records and ownership data into the Bureau's data systems.

Real Estate Appraisals

FY 1996 Plans and Accomplishments (\$3,212,000; FTE 49): This program, reduced by nine percent from the FY 1996 request, provides the real estate appraisal services required in processing transactions for land development, sales, partitions, exchanges, leases and easements. Approximately 30,000 to 40,000 land transactions are usually processed annually for Indian landowners. However, in FY 1996, only 27,300 to 36,400 land transactions are projected to be accomplished due to decreased resources.

Environmental Quality Services

FY 1996 Plans and Accomplishments (\$1,059,000; FTE 12): These resources are used to: prepare Environmental Assessments (EAs); advise agency superintendents on environmental quality, waste disposal and cultural resource management; assist area offices in gathering information for Eas and Environmental Impact Statements (EISs); review proposed actions to

determine compliance with the National Environmental Policy Act (NEPA); and assist area offices in obtaining information for compliance with the National Historic Preservation Act and the Archeological Resources Protection Act.

Agency personnel and area office staff determine impacts of federal projects on Indian lands and identify hazardous waste sites. Agencies are responsible for on-site inspection, site testing, and assisting area and central offices in cleanup activities. Staff also assist area office archaeologists in locating historic or archeological sites.

Justification of Program Changes

| Program Element | | 1997 Budget Request | Program Changes (+/-) |
|---------------------------------------|----------------|------------------------------------|--------------------------------------|
| Trust Services, General | \$(000) | 1,353 | +282 |
| | FTE | 10 | 0 |
| Other Rights Protection | \$(000) | 2,859 | +491 |
| | FTE | 28 | 0 |
| Real Estate Services | \$(000) | 21,744 | +3,461 |
| | FTE | 349 | 0 |
| Real Estate Appraisals | \$(000) | 3,798 | +613 |
| | FTE | 49 | 0 |
| Environmental Quality Services | \$(000) | 1,502 | +467 |
| | FTE | 12 | 0 |
| Total Requirements | \$(000) | 31,256 | +5,314 |
| | FTE | 448 | 0 |

Trust Services (+\$5,314,000): In FY 1997, the Bureau is requesting a TPA general increase of \$140.4 million. This increase reflects the program priorities and distribution for this subactivity of the requested general increase as established by tribes and agencies. The increase for Trust Services programs is necessary in order to restore the reductions taken in FY 1996 so that the Bureau can maintain the critical trust responsibilities of managing trust lands.

Justification of Program and Performance

Activity: Tribal Priority Allocations
 Subactivity: General Administration

| Program Element | | 1996 Estimate To Date | Uncontrollable and One-Time Changes | Program Changes | 1997 Budget Request | Change From 1996 |
|-------------------------|---------|-----------------------------|---|--------------------|---------------------------|------------------------|
| Executive Direction | \$(000) | 8,997 | 122 | 1,467 | 10,586 | 1,589 |
| | FTE | 136 | 0 | 0 | 136 | 0 |
| Administrative Services | \$(000) | 12,278 | 2,699 | 1,771 | 16,748 | 4,470 |
| | FTE | 232 | 88 | 0 | 320 | 88 |
| Safety Management | \$(000) | 359 | 198 | 71 | 628 | 269 |
| | FTE | 7 | 0 | 0 | 7 | 0 |
| Total Requirements | \$(000) | 21,634 | 3,019 | 3,309 | 27,962 | 6,328 |
| | FTE | 375 | 88 | 0 | 463 | 88 |

Congressional action on the Department of Interior and related agencies appropriations bill included a general reduction of \$92,136,000 in the Tribal Priority Allocations budget activity. In October 1995, the Bureau held consultation meetings with the tribes and allowed them to re-prioritize their 1996 TPA funds at the Conference level. The tribes re-prioritized programs in General Administration at \$21,634,000, a 23 percent reduction from their FY 1996 request level of \$28,140,000. The effect of the reduction on General Administration programs, regardless of whether the program is operated by a tribe or by the Bureau, is a general decrease in services, insufficient funding for employee displacement costs, the potential for tribal retrocession of contracts, and absorption of costs associated with agency facility closure/consolidation. As a direct consequence, administrative services and programs for Indian people at the tribe/agency level are devastatingly impacted. The following FY 1996 program descriptions for individual General administration programs reflect the activities accomplished at the reduced level.

Executive Direction

FY 1996 Plans and Accomplishments (\$8,997,000; FTE 136): Executive Direction includes the immediate office of the agency superintendent. Program funding, reduced by 17 percent from the FY 1996 request level, is determined by the priority setting process.

Administrative Services

FY 1996 Plans and Accomplishments (\$12,278,000; FTE 232): These funds, reduced by 27 percent from the amount included in the FY 1996 request, provide the following services at the agency level:

Property Management: Management, safeguarding, and accounting for all agency owned or leased assets, including personal property and equipment, motor vehicles, and real property;

managing requisitions, transfer/conveyance, and disposal of property and equipment, maintaining property controls, inventories, and reporting systems, and providing direct property management support to tribal contractors and grantees.

Purchasing: Procurement of supplies, materials, equipment, and services necessary for the operation of agency programs, review of purchase orders for compliance with federal procurement regulations, evaluation of goods and services for acceptability, and maintenance of procurement files and records.

Budget and Finance: Budget and financial planning, fund control and related activities involving the tribes in setting budgetary priorities and goals, preparation and processing vouchers and other obligation documents, operation of imprest cash and cash collections, payroll problem resolution, position and FTE control, and maintenance of fiscal records and accounts.

General Services: Performance of a variety of duties in the daily operations of the agency including: management reports and controls, Privacy Act and Freedom of Information Act coordination and reporting, correspondence management and control, and relocation of equipment and office furniture.

Safety Management

FY 1996 Plans and Accomplishments (\$359,000; FTE 7): The Safety Management program was reduced by 20 percent from the FY 1996 request level. Program staff develop, implement, and review agency level safety programs and coordinate laws and regulations with the tribes. When potentially hazardous conditions are identified in tribal schools, the agency staff must evaluate and determine necessary corrective actions. With reduced funding levels, delays in identifying and correcting hazardous conditions will occur. This could result in the endangerment of the lives and safety of tribal members, and school children in particular.

Justification of Program Changes

| Program Element | | 1997 Budget Request | Program Changes (+/-) |
|-------------------------|---------|---------------------------|-----------------------------|
| Executive Direction | \$(000) | 10,586 | +1,467 |
| | FTE | 136 | 0 |
| Administrative Services | \$(000) | 16,748 | +1,771 |
| | FTE | 320 | 0 |
| Safety Management | \$(000) | 628 | +71 |
| | FTE | 7 | 0 |
| Total Requirements | \$(000) | 27,962 | +3,309 |
| | FTE | 463 | 0 |

General Administration (+\$3,309,000): In FY 1997, the Bureau is requesting a TPA general increase of \$140.4 million. This increase reflects the program priorities and distribution for this subactivity of the requested general increase as established by tribes and agencies. The increase

requested for General Administration programs is required to restore direct services severely impacted by the FY 1996 reduction, such as the required absorption of employee displacement and associated costs.

Justification of Program and Performance

Activity: Tribal Priority Allocations

Justification of Program Changes

| Program Element | | 1997 Budget Request | Program Changes (+/-) |
|-------------------------------------|---------|---------------------------|-----------------------------|
| Small and Needy Tribes Distribution | \$(000) | 5,000 | +5,000 |

Small and Needy Tribes Distribution (+\$5,000,000): In the FY 1995 appropriations, Congress provided \$2 million as an initial increment for small and needy tribes. The funds were distributed among 100 of the most needy tribes. Within Alaska, 89 tribes were raised to a minimum allocation of \$92,000, not to exceed \$1,700 per member. Eleven tribes were raised to \$80,000 in the lower 48 states.

Of the 556 federally recognized tribes, 450 tribes fall into the small tribes category (81 percent of all tribes). Of the 450 small tribes, 265 (59 percent of small tribes or 48 percent of all tribes) fall below the threshold for minimum base funding. Based on the analysis conducted by the Budget Reform Work Group of the Task Force, it will require a total of \$23.0 million to bring all 265 small tribes to a minimum base funding level.

The proposed increase of \$5 million would allow the 89 small tribes in Alaska to reach an estimated \$110,000 (not to exceed \$1,700 per member), and the 11 tribes in the lower 48 states to reach about \$100,000 per tribe. An additional 100 small and needy tribes would receive a share for their first increment of the small tribes funding. If \$5 million were appropriated annually for Small and Needy Tribe funding, it is projected that all small and needy tribes would be at the minimum funding level by FY 2002.

Other Recurring Programs

Activity Summary

(Dollar amounts in thousands)

Activity: Other Recurring Programs

| Subactivity | | 1996 Estimate To Date | Uncontroll- able and One-Time Changes | Program Changes | 1997 Budget Request | Change From 1996 |
|-----------------------|----------|-----------------------------|--|--------------------|---------------------------|------------------------|
| Tribal Government | \$ (000) | 5,000 | 0 | 0 | 5,000 | 0 |
| | FTE | 0 | 0 | 0 | 0 | 0 |
| Education | \$ (000) | 436,297 | 4,561 | 38,890 | 479,748 | 43,451 |
| | FTE | 3,696 | 0 | 54 | 3,750 | 54 |
| Community Development | \$ (000) | 16,235 | 137 | 0 | 16,372 | 137 |
| | FTE | 198 | 0 | 0 | 198 | 0 |
| Resources Management | \$ (000) | 35,965 | -1,074 | 1,000 | 35,891 | -74 |
| | FTE | 18 | 0 | 0 | 18 | 0 |
| Total Requirements | \$ (000) | 493,497 | 3,624 | 39,890 | 537,011 | 43,514 |
| | FTE | 3,912 | 0 | 54 | 3,966 | 54 |

Justification of Program and Performance

Activity: Other Recurring Programs
 Subactivity: Tribal Government

| Program Element | | 1996 Estimate To Date | Uncontrol- able and One-Time Changes | Program Changes | 1997 Budget Request | Change From 1996 |
|--------------------------------|---------|-----------------------------|---|--------------------|---------------------------|------------------------|
| Indian Self-Determination Fund | \$(000) | 5,000 | 0 | 0 | 5,000 | 0 |
| Total Requirements | \$(000) | 5,000 | 0 | 0 | 5,000 | 0 |

Indian Self-Determination Fund

Objectives:

- To prevent adverse impacts on existing contractors when tribes wish to enter into new or expanded contracts for Bureau programs.
- To pay contractors maximum indirect cost for new contracts for Bureau programs.
- To pay contractors the indirect cost for expanded contracting programs which were only partially contracted in previous years.

FY 1996 Plans and Accomplishments (\$5,000,000): The funds will provide contract support costs of initial or expanded tribal contracts, compacts, grants, or cooperative agreements with the Bureau under the provisions of the Indian Self-Determination Act (*Public Law 93-638*, as amended). The funds will be used by tribal contractors to adhere to the terms of new or expanded contracts to cover the cost of activities which are normally carried out by the Secretary of the Interior in the operation of a program or which are provided from funds other than those under contract. Since funds are distributed on a first-come first-served basis, a detailed account of contract support costs provided for new or expanded tribal contracts, compacts, grants, or cooperative agreements is accumulated at the end of the fiscal year. The FY 1995 account is that, of the funds appropriated, contract support costs for approximately 155 new and/or expanded contracts were funded at 100 percent. At the end of FY 1995, requests totaling \$754,000 remained outstanding due to depletion of the fund. These support costs were carried over and funded in FY 1996.

Financial assistance for contract support alleviates financial hardship on tribes responding affirmatively to the federal Indian Self-Determination initiative contributing to "satisfied customers"; encourages tribes not active in the program to take advantage of participating in the Indian Self-Determination initiative; and promotes the government-to-government relationship between the Bureau and Indian Communities.

Justification of Program and Performance

Activity: Other Recurring Programs
 Subactivity: Education

| Program Element | | 1996 Estimate To Date | Uncontrollable and One-Time Changes | Program Changes | 1997 Budget Request | Change From 1996 |
|--|---------|-----------------------------|---|--------------------|---------------------------|------------------------|
| School Operations | \$(000) | 408,886 | 4,561 | 38,890 | 452,337 | 43,451 |
| | FTE | 3,696 | 0 | 54 | 3,750 | 54 |
| Tribally Controlled Community Colleges | \$(000) | 27,411 | 0 | 0 | 27,411 | 0 |
| Total Requirements | \$(000) | 436,297 | 4,561 | 38,890 | 479,748 | 43,451 |
| | FTE | 3,696 | 0 | 54 | 3,750 | 54 |

School Operations

| Program Subelement | | 1996 Estimate To Date | Uncontrollable and One-Time Changes | Program Changes | 1997 Budget Request | Change From 1996 |
|-----------------------------------|---------|-----------------------------|---|--------------------|---------------------------|------------------------|
| ISEP (Formula Funds) | \$(000) | 262,833 | 3,906 | 21,119 | 287,858 | 25,025 |
| | FTE | 2,780 | 0 | 54 | 2,834 | 54 |
| ISEP (Program Adjustments) | \$(000) | 150 | 0 | 0 | 150 | 0 |
| Early Childhood Development | \$(000) | 5,471 | 0 | 0 | 5,471 | 0 |
| Student Transportation | \$(000) | 25,697 | 92 | 5,815 | 31,604 | 5,907 |
| | FTE | 135 | 0 | 0 | 135 | 0 |
| Institutionalized Disabled | \$(000) | 3,432 | 0 | 300 | 3,732 | 300 |
| | FTE | 4 | 0 | 0 | 4 | 0 |
| Facilities, Ops & Maintenance | \$(000) | 67,846 | 494 | 5,356 | 73,696 | 5,850 |
| | FTE | 676 | 0 | 0 | 676 | 0 |
| Administrative Cost Grants | \$(000) | 36,560 | 0 | 5,600 | 42,160 | 5,600 |
| Area and Agency Technical Support | \$(000) | 6,897 | 69 | 0 | 6,966 | 69 |
| | FTE | 101 | 0 | 0 | 101 | 0 |
| School Statistics ADP | \$(000) | 0 | 0 | 700 | 700 | 700 |
| Total Requirements | \$(000) | 408,886 | 4,561 | 38,890 | 452,337 | 43,451 |
| | FTE | 3,696 | 0 | 54 | 3,750 | 54 |

The School Operations program provides basic educational and residential programs to Indian students not served by public or sectarian schools; residential care for some Indian students attending public schools; resources to meet the needs of Indian students in areas such as bilingual education, counseling, and guidance; and local control of school operations.

The FY 1997 budget request continues to "forward-fund" the following programs for the 1997-98 school year: Indian School Equalization Program Formula, Indian School Program Adjustments, Student Transportation, Early Childhood Development, and Administrative Cost Grants. Funds appropriated for these forward-funded programs will become available for obligation on July 1, 1997, to support curriculum planning and purchases in advance of the 1997-98 school year.

During Congressional action on HR 1977, the 1996 Appropriations bill for the Interior and Related Agencies, the Bureau was directed to take specific action on certain education program areas. The following summarizes the status of the Bureau's efforts in these areas:

Travel and Training. The Bureau is closely monitoring travel and training expenditures for all education staff.

Teacher Salary Rates. The Bureau established a work group to implement the 1996 bill language authorizing schools to establish a teacher pay rate other than the Department of Defense (DOD) salary schedule. The work group developed a tribal consultation document on the issue which was mailed out to all interest groups in early March. During the summer of 1996, the Bureau will send a final report to Congress summarizing tribal consultation results.

Education Facilities Operation and Maintenance. In FY 1997, the Bureau will no longer fund the salary of personnel who manage the Facilities O and M program. Funds will be limited to operations and maintenance services including paying salaries of on-site staff who implement the program such as school maintenance staff.

Department of Education Programs

In addition to its annual appropriations, the Bureau administers and provides technical support to several programs funded by the Department of Education. The following are estimates for FY 1997:

Individuals with Disabilities Education Act, Public Law 94-142 as amended by 102-119, Part B, Section 611(f) (1) (\$22,783,576): Funds are used to supplement services to children with disabilities, enrolled in Bureau-funded schools and between the ages of 5 and 21 years, who, because of their disability, require special education and related services in accordance with an Individual Education Plan.

Individuals with Disabilities Education Act, Public Law 102-119, Part B, Section 611(f) (4) (\$5,695,894): Based upon a formula, funds are distributed to tribes with Bureau-funded schools located on their reservations to assist State Education Agencies (SEA) in the provision of special education and related services to children with disabilities between the ages of three and five years. SEAs are required to provide a free appropriate public education to these children in accordance with the Individual Education Plan. The tribes are assigned an assistance role by the statute.

Individuals with Disabilities Education Act, Public Law 102-119, Part H, Section 684 (\$3,094,080): Funds for the Early Intervention Program are distributed by formula to tribes with Bureau-funded schools located on their reservations. Tribes receive funds to assist their

respective SEA in the coordination and provision of early intervention services to families with infants and toddlers having disabilities, in accordance with the Individual Family Service Plan. While this is an entitlement program, participation by the state is voluntary.

Education of Homeless Children and Youth (\$75,000): This program provides supplemental assistance to two school sites for students who qualify by providing extra counseling, tutoring, and funds for clothing and transportation.

Title II, Eisenhower Math and Science (\$1,256,034): These funds support summer institutes where teachers are trained in the new techniques of teaching math and science concepts.

Title VII - Bilingual Education Program (\$700,000): Bureau-funded schools may apply directly to the Department of Education for funds to support instructional curriculum relating to the study of the history and culture associated with the native language.

Title 1, Education Consolidation & Improvement Act (\$47,000,000): This program provides supplemental financial assistance for projects at schools for remedial intervention programs designed to raise the academic level of targeted Indian children in basic and more advanced skills in areas of math, reading and language arts.

Title IV, Drug Free Schools & Communities Act (\$4,409,810): These funds provide the schools with curriculum, materials, and organized activities for students who exhibit alcohol and substance abuse problems, and to promote awareness and prevention activities.

Title IX, Indian Education Act, Public Law 92-318 (\$2,000,000): This law provides funds for the special academic and culturally relevant education needs of Indian children. These funds are provided directly to the schools.

Goals 2000: Educate America Act, Public Law 103-227 (\$1,650,000): This act provides funds to promote educational reform in all schools across America, especially in the instructional programs.

Indian School Equalization Program (ISEP)

Objective: To provide formula-based funding for the 187 Bureau operated, and grant and contract, elementary and secondary schools.

FY 1996 Plans and Accomplishments (\$262,833,000; FTE 2,780): In School Year (SY) 1996-97, 187 federally operated and contracted schools will serve approximately 50,043 students. Approximately 47 percent of the Average Daily Membership (ADM) is enrolled in residential programs due to the distance from the nearest school bus route, or social or academic factors. Funds are distributed using the ISEP formula Weighted Student Units (WSU) to provide basic educational programs for children in grades K through 12. Additional support is also provided to schools experiencing a greater than 10 percent decline in enrollment from the prior year to lessen the impact of reduced ISEP allocations.

Public Law 100-297 authorizes 1.0 percent for a Director's contingency fund, 0.2 percent for the national school board training program and \$600,000 for declining enrollment adjustments to be excluded from the WSU allocations. *Public Law 103-382* authorizes tuition payments for out-of-state students boarding at the Richfield Dormitory in Richfield, Utah to be paid from the Indian school equalization program. The tuition payments are estimated at \$350,000.

The 1996 Conference level held School Year 1996-97 funding basically at the 1995 level, \$31,200,000 below the budget request, despite a projected five percent increase in student enrollment. There is real concern that in the upcoming (1996-97) school year schools will lack the necessary funds to operate in accordance with state and regional accreditation standards, provide safe and adequate transportation, and provide clean and comfortable facilities.

A table displaying the ISEP funds distributed by school for SY 1995-1996 is included in the Appendix, and summarized as follows:

SUMMARY OF SCHOOL YEAR 1995-1996 ISEP FUNDING

| Schools | | Total ADM ³ | WSU ¹ | | | Totals | |
|---|--------------------|---------------------------|------------------|---------------|--------------|---------------|----------------|
| Type | Total ² | | Inst | Res | G&T | WSU | \$000 |
| Day Schools | | | | | | | 118,653 |
| BIA Operated | 41 | 8,536 | 11,697 | 32 | 912 | 12,641 | |
| Contracted | 77 | 17,358 | 24,852 | 0 | 2,391 | 27,243 | |
| On-Reservation Boarding Schools | | | | | | | 104,564 |
| BIA Operated | 38 | 13,927 | 18,516 | 7,085 | 1,082 | 26,683 | |
| Contracted | 10 | 3,661 | 5,275 | 2,682 | 509 | 8,466 | |
| Off-Reservation Boarding Schools | | | | | | | 23,605 |
| BIA Operated | 4 | 1,775 | 2,576 | 2,849 | 316 | 5,740 | |
| Contracted | 3 | 666 | 1,205 | 912 | 76 | 2,193 | |
| Dormitories | | | | | | | 8,117 |
| BIA Operated | 6 | 762 | 37 | 1,075 | 0 | 1,112 | |
| Contracted | 8 | 961 | 238 | 1,373 | 5 | 1,616 | |
| Total | 187 | 47,646 | 64,395 | 16,008 | 5,290 | 85,694 | 254,939 |

Calculating the Base Student Value - Under the ISEP Formula, different education activities and grade levels are assigned weights (using a base amount of 1.00) which reflect the relative costs associated with the various programs. The number of students a school has participating in the various education activities is identified, totaled by activity, and multiplied by the weight factor for each activity to arrive at the number of weighted student units at each school. The dollar value of a WSU is determined by dividing the total number of all schools' WSUs into the total available funding. The total WSU figure includes all of the WSUs generated directly by instructional and residential programs, plus the Small School Adjustment, which takes into account the higher per student costs incurred in the operation of very small schools and dormitories with less than 100 students. The following table provides a further breakdown of ADM and WSU, by program type:

¹ Weighted Student Units (WSU) are distinguished by type: Instructional (Inst), Residential (Res), and Gifted and Talented (G&T).

² Total schools reflects 89 Bureau operated and 98 contracted schools (there are 89 contracts which encompass 98 schools. All schools for Choctaw are operated under 1 contract.)

³ ADM count is conducted once a year during the last week in September. To be included in the count, a student must be in attendance at least one full day during that week or reside in the dormitory one full day and one night.

School Year 1995-1996 ADM & WSU Data

| PROGRAM | ADM | WSU |
|---------------------------------|--------|-------------------------------------|
| Instructional Programs: | | |
| Basic | 46,038 | 53,036 |
| Exceptional Child | 9,112 | 6,333 |
| Bilingual | 23,301 | 4,660 |
| Gifted & Talented | 6,287 | <u>5,291</u> |
| Total Instructional WSUs | | 69,320 |
| Residential Programs: | | |
| Boarding Schools | | |
| Basic | 8,768 | 11,200 |
| Intensive Residential Guidance | 3,817 | 1,909 |
| Exceptional Child | 473 | 238 |
| Dormitories | | |
| Basic | 1,613 | 2,041 |
| Intensive Residential Guidance | 675 | 338 |
| Exceptional Child | 57 | <u>21</u> |
| Total Residential WSU's | | 15,747 |
| | | Total Formula Program |
| | | 85,067 |
| | | Small School Adjustment |
| | | 595 |
| | | School Board Supplement |
| | | <u>32</u> |
| | | Total Weighted Student Units |
| | | 85,694 |

The next table provides a recent history of the ISEP formula funding. In FY 1994, the initial distribution of \$2,907 per WSU (\$5,167 per ADM) was followed by a one-time supplemental distribution of \$60 per WSU specifically for fire protection, supplies, and materials. The supplemental funds increased the total distributed to \$2,967 per WSU. The amounts shown for FY 1996 and 1997 are estimates based on projected student counts. Final amounts may differ pending actual student enrollment.

| Fiscal Year | School Year | Number of Schools | ADM | WSU | \$ per WSU |
|-------------|-------------|-------------------|--------|--------|------------|
| 1992 | 1992-93 | 184 | 43,700 | 77,069 | 2,594 |
| 1993 | 1993-94 | 184 | 45,185 | 80,021 | 2,874 |
| 1994 | 1994-95 | 185 | 46,556 | 82,746 | 2,967 |
| 1995 | 1995-96 | 187 | 47,646 | 85,694 | 2,975 |
| 1996 (Est) | 1996-97 | 187 | 50,043 | 90,077 | 2,872 |
| 1997 (Est) | 1997-98 | 187 | 51,769 | 93,184 | 3,030 |

ISEP Program Adjustments

Objective: To fund special projects, new activities, and other costs not included in the ISEP formula, such as law enforcement activities.

FY 1996 Plans and Accomplishments (\$150,000): The funds will be used to provide law enforcement protection at Riverside Indian School in Anadarko, Oklahoma and Chemewa Indian School in Salem, Oregon. The schools are located within the Bureau's law enforcement jurisdiction area.

Early Childhood Development

Objectives:

- To begin educating children at an earlier age through parental involvement.
- To coordinate the Family and Child Education (FACE) program components: early childhood education; adult education; parenting skills; and parent and child time in order to improve readiness for school, increase high school graduation rates, provide adult education, and encourage life-long learning.

FY 1996 Plans and Accomplishments (\$5,471,000): The Bureau's goal is to fund 21 sites to encourage parental participation in the education of their children in an effort to increase student achievement. The program will serve about 700 children and 600 adults.

Student Transportation

Objective: To provide safe and reliable transportation services for Bureau-funded schools, many of which serve very remote locations.

FY 1996 Plans and Accomplishments (\$25,697,000; FTE 135): These funds support transportation of students to and from school. For students in boarding schools, transportation funding is provided at the beginning and end of the school year and for one round trip home at mid-year. Because poor road conditions increase the cost of transportation, miles driven on unimproved roads are given an additional 20 percent weight under the current distribution formula. In SY 1995-96, the Bureau funded transportation costs at the rate of \$1.59 per mile

for day schools. A table displaying the distribution of student transportation funds by school is included in the Appendix.

Institutional Program For Children With Disabilities

Objective: To provide for the special education and related services of children with disabilities placed in private facilities or state operated institutions, approved private non-profit facilities, or facilities operated by tribes.

FY 1996 Plans and Accomplishments (\$3,432,000; FTE 4): The Bureau provides services to approximately 182 Indian children, ages 5-21 in 47 different institutions, whose disabilities are so profound as to require institutionalized 24-hour care. The funding for special education and related services may include but not be limited to: occupational and physical therapy; counseling services; audiology; rehabilitation counseling services; and psychological services. The Bureau continues to ensure a free appropriate public education is provided to eligible Indian children with disabilities within the least restrictive environment as close to their homes as possible.

Facilities Operation and Maintenance

Objective: To provide essential operating expenses and facilities maintenance for Bureau-owned or Bureau-funded schools.

FY 1996 Plans and Accomplishments (\$67,846,000; FTE 676): The Bureau provides essential services for educational facilities consisting of 2,113 buildings (excluding quarters), containing approximately 16,336,423 square feet. Utility systems and services associated with site functions are included in the program. Space maintained includes: academic facilities, dormitories, administrative offices, food service, transportation, and recreation facilities. Utility systems maintained include basic telecommunications equipment, wells, water treatment plants, sewer treatment plants, central heating plants, and electrical power distribution systems. Site services include landfill maintenance, lawn care and mowing, tree trimming, maintenance of all exterior areas in support of athletic programs, the maintenance of non-public access roads, and refuse disposal.

Administrative Cost Grants

Objective: To provide grants to tribes or tribal organizations operating schools in lieu of contract support.

FY 1996 Plans and Accomplishments (\$36,560,000): In FY 1996, the Bureau has more contract/grant schools (98) than Bureau-operated schools (89). In SY 1996-97 the Bureau's goal is to pay 100 percent of the amount derived by the administrative cost formula.

Individual grants are determined using an administrative cost percentage rate based upon the following formula:

$$\frac{(\text{Tribe Direct Minimum}) + (\text{Standard Direct Maximum})}{\text{Tribe Direct Cost Base} + \text{Standard Direct Cost Base}}$$

$$\frac{(\text{Cost Base} \times \text{Base Rate}) + (\text{Cost Base} \times \text{Base Rate})}{\text{Tribe Direct Cost Base} + \text{Standard Direct Cost Base}}$$

Area and Agency Technical Support

Objective: To provide technical assistance and leadership to local school boards, tribal members, parents and Indian citizens.

FY 1996 Plans and Accomplishments (\$6,897,000; FTE 101): The Bureau's goal is to equip the 24 area and agency education offices to provide technical support and program supervision for all elementary and secondary programs, and the scholarship and adult education programs. Since FY 1983, BIA has reduced the number of Education Line Offices by more than 38 percent, from 39 to 24. This resulted in reducing full time employees at these offices by 46 percent, from 229 to 124. The Education Line officers are responsible for executing the following duties: (1) to represent the Bureau Education Programs in their dealings with Indians, state and local governments, other federal agencies, and the public, (2) to direct and assist in the development, application and implementation of overall policies and programs, evaluate performance, and coordinate those features of programs extending beyond the jurisdiction of a single school within the agency or office, (3) to recommend revisions of national policies, programs, procedures and regulations, (4) to monitor and evaluate Bureau education programs, (5) to provide technical assistance and coordination for schools and other offices within their jurisdiction in such areas as curriculum, procurement, contracting, budgeting, personnel and other administrative services, (6) to direct those agency positions deemed by the Assistant Secretary-Indian Affairs as "directly and substantially" involved in education, including all contract educator positions, and (7) to coordinate, monitor, and as appropriate, certify the validity of management information system data collected by these schools.

Tribally Controlled Community Colleges/Universities

| Program Subelement | | 1996 Estimate To Date | Uncontrollable and One-Time Changes | Program Changes | 1997 Budget Request | Change From 1996 |
|----------------------|---------|-----------------------|-------------------------------------|-----------------|---------------------|------------------|
| Operating Grants | \$(000) | 26,320 | 0 | 0 | 26,320 | 0 |
| Technical Assistance | \$(000) | 114 | 0 | 0 | 114 | 0 |
| Endowment Grants | \$(000) | 977 | 0 | 0 | 977 | 0 |
| Total Requirements | \$(000) | 27,411 | 0 | 0 | 27,411 | 0 |

Objective: To provide financial assistance to Tribally Controlled Community Colleges enrolling Indian and Alaska Native students to further their education in a supportive environment close to Indian reservations.

FY 1996 Plans and Accomplishments (\$27,411,000):

Operating Grants (\$26,320,000):

| Program Subelement Detail | | 1996 Estimate To Date | Uncontroll- able and One-Time Changes | Program Changes | 1997 Budget Request | Change From 1996 |
|----------------------------------|---------|--------------------------------------|--|----------------------------|------------------------------------|---------------------------------|
| Operating Grants: Title I | \$(000) | 19,353 | 0 | 0 | 19,353 | 0 |
| Operating Grants: Title II | \$(000) | 6,967 | 0 | 0 | 6,967 | 0 |
| Total Requirements | \$(000) | 26,320 | 0 | 0 | 26,320 | 0 |

Tribally Controlled Community Colleges (TCCCs) are chartered by tribal governing bodies and governed by local boards of regents. This enables the sponsoring tribes to pursue educational goals compatible with the needs of the tribe and its members.

Title I of the Tribally Controlled Community College Assistance Act (*Public Law 95-471*), as amended, authorizes grants to the TCCCs to defray expenditures for academic, educational, and administrative purposes and for the operation and maintenance of all TCCCs except Navajo Community College. Grant funds are distributed to eligible Title I colleges on the basis of the Indian Student Count (ISC). All credit hours (for full-time, part-time, and summer students) are added together and divided by 12 to arrive at the ISC for each school.

Title II of *Public Law 95-471* exempts the Navajo Community College (NCC) from being included in ratably distributed funds. Title II has been amended to fund NCC at an amount equal to that which is necessary for operation and maintenance of the college including, but not limited to, administrative, academic, and operation and maintenance costs.

Technical Assistance (\$114,000): Technical assistance funds are provided to assist the tribal colleges/universities in gaining full accreditation, maintaining quality programs, and identifying new funding sources and programs to enhance the educational opportunities for Indian people.

Endowment Grants (\$977,000): *Public Law 99-428* authorizes a program of endowment grants to the TCCCs. The TCCCs must match the endowment grant with a capital contribution equal to half of the amount of the federal contribution or by the use of personal or real property received as a donation or gift. Funds are invested under the authority of section 331(c)(2) of the Higher Education Act of 1965, as amended. Any interest earned can be used to defray expenditures associated with the operation of the college. The funds are distributed as the colleges receive private sector contributions.

Endowment grants may be awarded to Title I colleges in the fiscal year after they have met eligibility requirements. The Bureau is reviewing the possibility of accepting Medicine Creek Tribal College at Puyallup, pending the review of eligibility criteria.

The Status of Tribally Controlled Community Colleges/Universities Table displays the actual Indian Student Count for FY 1996, the estimate for 1997, and the FY 1995 graduates for each college.

Status of Tribally Controlled Community Colleges/Universities

| College | ISC | | Accred- itation ^{a/} | Degrees or Certificate Offered ^{b/} | FY 1995 Graduates |
|---------------------------------|-----------------|--------------|----------------------------------|--|----------------------|
| | FY 96 Actual | FY 97 Est | | | |
| Title I: | | | | | |
| Bay Mills | 174 | 198 | C | 1, 3, 6 | 15 |
| Blackfeet | 405 | 521 | A | 1, 2, 3, 6 | 39 |
| Cheyenne River | 149 | 148 | B | 1, 2, 6 | 15 |
| College of the Menominee Nation | 164 | 163 | B | 1, 2, 6 | 14 |
| D-Q | 150 | 120 | A | 1, 2, 6 | 51 |
| Dull Knife | 139 | 157 | C | 1, 3, 6 | 20 |
| Fond du Lac | 52 | 110 | A | 1, 2, 3, 6 | 65 |
| Fort Belknap | 176 | 195 | A | 1, 3, 6 | 29 |
| Fort Berthold | 163 | 177 | A | 1, 3, 6 | 43 |
| Fort Peck | 322 | 366 | A | 1, 2, 3, 6 | 33 |
| Lac Courte Oreilles | 310 | 314 | A | 1, 3, 6 | 35 |
| Leech Lake | 139 | 159 | B | 3, 6 | 24 |
| Little Big Horn | 265 | 256 | A | 1, 6 | 34 |
| Little Hoop | 118 | 113 | A | 1, 2, 3, 6 | 10 |
| Northwest | 559 | 720 | A | 1, 2, 6 | 36 |
| Nebraska | 187 | 181 | A | 1, 2, 3, 6 | 39 |
| Oglala Lakota | 675 | 739 | A | 1, 3, 4, 6 | 115 |
| Salish Kootenai | 739 | 971 | A | 1, 2, 3, 4, 6 | 105 |
| Sinte Gleska | 536 | 492 | A | 1, 2, 3, 4, 5, 6 | 53 |
| Sisseton-Wahpeton | 136 | 125 | A | 1, 3, 6 | 28 |
| Standing Rock | 215 | 214 | A | 1, 2, 3, 4, 6 | 18 |
| Stone Child | 249 | 220 | A | 1, 2, 3, 6 | 16 |
| Turtle Mountain | 487 | 611 | A | 1, 2, 3, 6 | 88 |
| Title I Subtotal | 6,509 | 7,270 | | | 925 |
| Title II: | | | | | |
| Navajo | 1,748 | 1,683 | A | 1, 2, 3, 6 | 183 |
| Total | 8,257 | 8,953 | | | 1,108 |

a/ A - Fully Accredited by a recognized accrediting association.
 B - Institution Transfer
 C - Candidate status towards accreditation

b/ Degrees awarded by TCCC:
 1 - Associate of Arts
 2 - Associate of Science
 3 - Associate of Applied Science
 4 - Bachelor of Science
 5 - Master of Arts
 6 - Vocational Certificate

Justification of Program Changes

| Program Subelement | | 1997 Budget Request | Program Changes (+/-) |
|-------------------------------------|----------|------------------------------------|--------------------------------------|
| ISEP Formula Funds | \$ (000) | 287,858 | +21,119 |
| | FTE | 2,834 | +54 |
| Student Transportation | \$ (000) | 31,604 | +5,815 |
| | FTE | 135 | 0 |
| Institutionalized Disabled | \$ (000) | 3,732 | +300 |
| | FTE | 4 | 0 |
| Facilities, Operation & Maintenance | \$ (000) | 73,696 | +5,356 |
| | FTE | 676 | 0 |
| Administrative Cost Grants | \$ (000) | 42,160 | +5,600 |
| School Statistics ADP | \$ (000) | 700 | +700 |
| Total Requirements | \$ (000) | 439,750 | 38,890 |
| | FTE | 3,649 | +54 |

School Operations

In FY 1997, School Operations is increased \$43.5 million over the 1996 level, in order to restore the funds needed for schools to deliver quality education and provide safe and adequate transportation for increased enrollment. The Bureau anticipates that between 1995 and 1997, school population will increase by 4,000 children.

Indian School Equalization Program (ISEP) (+\$21,119,000; FTE +54): Tribes look to education of Indian youth as the chief means to overcome high unemployment on the reservation and provide young men and women with an opportunity to compete in today's world. The requested increase is needed to ensure that Bureau schools can offer accredited programs and attract quality teachers. The 1996 Conference level will provide only \$2,872 per WSU in SY 1996-97, a level below that of SY 1993-94. It is likely that schools will be forced to lay off teachers in SY 1996-97 which may result in severe loss of accreditation. The 1997 level will provide \$3,030 per WSU, the amount needed to restore the program to a level that can provide quality educational programs. The cost of supplies, equipment and material continues to escalate. Many of the older schools are now in need of replacement items, especially in upper grade courses such as practical arts and home economics, and in the computer laboratories.

Student Transportation (+\$5,815,000): The increase will support the actual increase in transportation costs that the Bureau is experiencing at day schools. In SY 1996-97, the Bureau will only be able to fund \$1.55 per mile for day schools, well below the national average of \$2.37 per mile. The SY 1996 air fare costs are expected to increase for boarding students. The increase in kindergarten enrollment continues to impact the overall mileage because these children must be taken to their homes rather than a single drop off point.

Institutionalized Disabled (+\$300,000): These funds will be used to defray the rising costs of providing public education to Indian children in institutions. No other part of health care cost is increasing as rapidly as that required to support the institutionalized handicapped who must

be provided with occupational therapy, training for the blind and hearing impaired, and physical therapy. These students are not mainstreamed into the general population of students so their care continues at the higher cost.

Facilities, Operation and Maintenance (+\$5,356,000): In SY 1996-97, Eastern Cheyenne, Takini, Pierre Indian Learning Center, Tate Topa Tribal School (Four Winds), Haskell, Kinlichee, Pine Springs, Coeur D'Alene, Chief Leschi, Pearl River, Lake Valley, Noli, Neenahezad, Tse'ii'ahi (Standing Rock), and Wah He Lut (lease) added space or portable units to the inventory which increased the need for operation and maintenance funds. In addition, the replacement schools (Eastern Cheyenne, Pinon, Rock Point, and Shoshone Bannock) and the two new schools, Trenton and Bahweting Sault Ste. Marie Chippewa, were added to the new school inventory. These funds are needed for the general day-to-day operation of the facilities including some minor repair. In SY 1995-96 only 33 percent of the formula-based need was funded.

Administrative Cost Grants (+\$5,600,000): The Bureau has been advised that the Navajo Nation Division of Education plans to convert one-fourth of their schools to grant status in July, 1997. The requested increase is needed to defray the costs for that conversion, and will allow the Bureau to continue to fund administrative cost grants at 100 percent of need. The Bureau strongly supports increasing the number of schools converting to contract or grant status, as it allows schools the opportunity to exercise self-determination through local control of education programs.

School Statistics ADP (+\$700,000): The \$700,000 will be used to initiate a comprehensive School Statistics ADP package. The increase will provide start up costs for a nation-wide system similar to that used by the Department of Defense schools. Their system tracks and collects data on students throughout the world in an easily accessible manner. At the current time, Bureau schools do not have the capability to report student data. The package is necessary in order to ensure more accurate enrollment projections. The total cost of the statistics package is estimated to be \$2 million. The Bureau plans a three year phase-in. Without this program, the Bureau will not be able to accurately project student enrollment.

Justification of Program and Performance

Activity: Other Recurring Programs
 Subactivity: Community Development

| Program Element | | 1996 Estimate To Date | Uncontrollable and One-Time Changes | Program Changes | 1997 Budget Request | Change From 1996 |
|--------------------------------------|---------|-----------------------------|---|--------------------|---------------------------|------------------------|
| Facilities Operation and Maintenance | \$(000) | 16,235 | 137 | 0 | 16,372 | 137 |
| | FTE | 198 | 0 | 0 | 198 | 0 |
| Total Requirements | \$(000) | 16,235 | 137 | 0 | 16,372 | 137 |
| | FTE | 198 | 0 | 0 | 198 | 0 |

Facilities Operation and Maintenance

Objectives:

- To provide basic operating services to Bureau-owned or Bureau-operated non-education facilities.
- To maintain these facilities in a safe operating condition for the conduct of Bureau programs.

FY 1996 Plans and Accomplishments (\$16,235,000; FTE 198): The Facilities Operation and Maintenance (O&M) program provides essential services for non-educational physical plant and utility systems throughout the Bureau. The physical facilities consist of approximately 1,263 buildings, excluding quarters, containing approximately 3,500,000 square feet. The types of buildings include facilities for law enforcement, administrative offices, and shop facilities to support road maintenance, construction, and forestry. The utility systems include backbone telecommunications equipment, wells, water treatment plants, sewer treatment plants, central heating plants, and electrical power distribution systems. Site services include maintenance of vehicles, playground equipment, landfills, grounds, and non-public access roads, and refuse disposal. The O&M program costs include personnel services, supplies, materials, equipment, and support for planning, reporting, and managing the operations and resources of the organization. Recurring costs are for heating, cooling, electricity, water, sewage, refuse disposal, basic telecommunications equipment, unscheduled and preventive maintenance, GSA vehicle rental, lease agreements, and custodial and protection services.

Justification of Program and Performance

Activity: Other Recurring Programs
 Subactivity: Resources Management

| Program Element | | 1996 Estimate To Date | Uncontroll- able and One-Time Changes | Program Changes | 1997 Budget Request | Change From 1996 |
|--------------------|---------|-----------------------------|--|--------------------|---------------------------|------------------------|
| Irrigation O&M | \$(000) | 11,249 | 13 | 1,000 | 12,262 | 1,013 |
| | FTE | 18 | 0 | 0 | 18 | 0 |
| Wildlife and Parks | \$(000) | 24,716 | -1,087 | 0 | 23,629 | -1,087 |
| Total Requirements | \$(000) | 35,965 | -1,074 | 1,000 | 35,891 | -74 |
| | FTE | 18 | 0 | 0 | 18 | 0 |

Irrigation, Operation and Maintenance

Objective: To conserve water and operate and maintain the irrigation water delivery systems on Indian irrigation projects and maintain the dams in a safe, economical, beneficial, and equitable manner.

FY 1996 Plans and Accomplishments (\$11,249,000; FTE 18): This program provides funds for the operation and maintenance of Indian irrigation projects and the Indian Dams Safety Maintenance Program, as required under *Public Law 103-302*. The program provides the delivery of water for irrigation purposes where required by law, court orders, and established contracts. These purposes include water storage costs to the Bureau of Reclamation, project contracts for the delivery of water to project systems, repair and maintenance costs, and recurring maintenance of dams under the Bureau's responsibility. Funds for the dam maintenance program are distributed in accordance with the Technical Priority Rating listing for Department dams. Funds ensure that irrigation systems are in proper working condition to deliver available water for agricultural purposes, thus avoiding costly litigation against the U.S. Government. In addition, the potential for dam failure is reduced.

The FY 1996 payments and FY 1997 estimates for the irrigation operation and maintenance activity include the following:

| Payment Category | FY 1996 (\$000) | FY 1997 (\$000) |
|---|--------------------|--------------------|
| Court Orders and Legislated Requirements: | 8,010 | 9,037 |
| Michaud | | |
| Fort Hall | | |
| Fort Hall Minor Units | | |
| San Carlos Irrigation Project Indian Works | | |
| Navajo | | |
| Uintah Irrigation Project | | |
| Water Storage (Bureau of Reclamation): | 625 | 625 |
| Wapato Indian Irrigation Project | | |
| Fort Belknap Indian Irrigation Project (Fresno Reservoir) | | |
| Contracts (Contractual Carriage and O&M Agreements): | 500 | 600 |
| Tongue River Water Users Association | | |
| Two Leggins/Bozemann Trail Drainage Association | | |
| Middle Rio Grande Conservancy District | | |
| Newlands Irrigation District | | |
| Coachella Valley Water District | | |
| Pojoaque Valley Water District | | |
| Pine River Irrigation District | | |
| Other Operation and Maintenance: | 114 | 0 |
| Safety of Dams Maintenance | 2,000 | 2,000 |
| Total | 11,249 | 12,262 |

Wildlife and Parks

| Program Subelement | | 1996 Estimate To Date | Uncontrollable and One-Time Changes | Program Changes | 1997 Budget Request | Change From 1996 |
|--|----------------|-----------------------------|---|--------------------|---------------------------|------------------------|
| Rights Protection Implementation | \$(000) | 15,755 | -180 | 0 | 15,575 | -180 |
| Fish Hatchery Operations | \$(000) | 1,650 | -388 | 0 | 1,262 | -388 |
| Fish Hatchery Maintenance | \$(000) | 208 | 163 | 0 | 371 | 163 |
| Tribal Management/Development Programs | \$(000) | 7,103 | -682 | 0 | 6,421 | -682 |
| Total Requirements | \$(000) | 24,716 | -1,087 | 0 | 23,629 | -1,087 |

Objectives:

- To fulfill and execute the Federal Government's trust and rights protection responsibilities relating to fish, wildlife, and recreational resources for the sustenance, cultural enrichment, and economic support of Indians.
- To promote the conservation, development, and utilization of these resources for the maximum benefit of Indians.

The Wildlife and Parks Program carries out resource management roles and responsibilities in order to protect against the loss, infringement, or abrogation of Indian hunting, fishing, and gathering rights. The program focuses on developing tribal resource management capabilities, promoting inter-tribal communications and coordination on shared resource issues, and facilitating tribal participation with other management jurisdictions in addressing resource issues of common concern.

The Bureau executes and administers contracts with inter-tribal fish and wildlife commissions and authorities, their member tribes, and other fish and wildlife resource tribes and organizations. Contracted services include monitoring and regulating Indian hunting, fishing, and gathering activity; biological investigations aimed at conserving wildlife populations and habitats; and diverse resource management functions and operations, both on-reservation and in off-reservation settings. These programs permit direct tribal participation, as co-managers of resources, and decision making in shared fish and wildlife resources which fall under the jurisdiction of tribal, state, regional, federal, and international management entities. Statements of work and expected results and accomplishments are negotiated on a contract-by-contract basis, with oversight and the monitoring of contract performance carried out by Bureau personnel.

Rights Protection Implementation

| Program Subelement Detail | | 1996 Estimate To Date | Uncontrollable and One-Time Changes | Program Changes | 1997 Budget Request | Change From 1996 |
|---------------------------------------|---------|-----------------------|-------------------------------------|-----------------|---------------------|------------------|
| Western Washington (Boldt) | \$(000) | 4,649 | -406 | 0 | 4,243 | -406 |
| Columbia River Fisheries Management | \$(000) | 2,295 | 207 | 0 | 2,502 | 207 |
| Great Lakes Area Resources Management | \$(000) | 3,830 | 187 | 0 | 4,017 | 187 |
| Chippewa/Ottawa Treaty Fisheries | \$(000) | 1,311 | 5 | 0 | 1,316 | 5 |
| US/Canada Pacific Salmon | \$(000) | 2,199 | -101 | 0 | 2,098 | -101 |
| Upper Columbia United Tribes | \$(000) | 297 | -74 | 0 | 223 | -74 |
| Lake Roosevelt Management | \$(000) | 577 | 2 | 0 | 579 | 2 |
| Wetlands/Waterfowl Management | \$(000) | 597 | 0 | 0 | 597 | 0 |
| Total Requirements | \$(000) | 15,755 | -180 | 0 | 15,575 | -180 |

FY 1996 Plans and Accomplishments (\$15,755,000):

Western Washington Fisheries Management (\$4,649,000): Contracts are executed with the Northwest Indian Fisheries Commission (NWIFC) in the amount of \$853,000, the Point-No-Point Treaty Council, the Skagit System Cooperative and associated individual tribes in northwest Washington, in amounts totaling \$2,572,000 to implement and coordinate continuing treaty harvest management, population assessment, habitat protection, stock enhancement, and data gathering programs involving fish, wildlife, and shellfish resources to which Indian treaty rights were reaffirmed in the Boldt Decision of 1974. Monitoring and regulating the treaty salmon harvest in the Puget Sound and coastal Washington areas and in co-managing Pacific salmon resources with state and federal authorities are being emphasized. The Boldt Case tribes also received \$238,000 for shellfish management.

Timber-Fish-Wildlife (TFW) contracts totaling \$986,000 are executed with Boldt Case Area tribes and with other fish and wildlife resource tribes throughout Washington State. The TFW initiative is a broad, cooperative, consensus-based process, also involving the State of Washington, the timber industry and the general public, to address forest practices on state and private lands in the interest of fish and wildlife habitat protection. Funding supports tribal participation in the review and documentation of forest practices applications, in field investigations of timber harvest sites by interdisciplinary teams, and in long-range forest practices planning and information management.

In FY 1997, funds totaling \$424,000 will be transferred to the Suquamish Tribe's Self-Governance compact.

Columbia River Fisheries Management (\$2,295,000): Contracts are executed with the Columbia River Inter-Tribal Fish Commission (CRITFC) and its member tribes in Oregon, Washington, and Idaho to implement and coordinate continuing harvest management, stock assessment, habitat protection, enhancement and data gathering programs involving fisheries resources in the Columbia River Basin to which Indian treaty rights were reaffirmed in United States v. Oregon. Funding is focused on managing and regulating tribal fisheries within the Columbia River Basin, toward the rebuilding of upriver runs that have been depleted by over-harvest, habitat degradation, and hydropower development, and to support tribal participation in recovery efforts involving Columbia River salmon stocks listed as threatened and endangered. In FY 1997, funds totaling \$198,000 will be transferred from Tribal Management Development Programs to CRITFC and member tribes to assist in planning efforts involving the Columbia River Gorge.

Fishing Access Sites: In FY 1996, the U.S. Army Corps of Engineers (Corps) transferred \$1,120,000 to the Bureau for operation, maintenance, repair, and rehabilitation of Columbia River Treaty Fishing Access Sites. *Public Law 100-581* directs the construction of fishing access sites to compensate four Northwest Indian tribes for fishing access sites traditionally used before the Bonneville Dam inundated the sites in the mid-1930s. As the Corps acquires and constructs additional fishing sites along the Columbia River and the Bonneville Dam Pool between 1996 and 2000, the responsibility and funding for site operation and maintenance will be transferred to the Bureau.

Great Lakes Area Resources Management (\$3,830,000): Contracts totaling \$3,236,000 are executed with Great Lakes Indian Fish and Wildlife Commission (GLIFWC) and its member tribes in Wisconsin, Minnesota, and Michigan to implement and coordinate continuing harvest management, population assessment, habitat protection, enhancement, and data gathering programs involving off-reservation fish, wildlife, and gathering resources to which Indian treaty rights were reaffirmed in Lac Courte Oreilles v. Voigt and related cases. Extensive efforts are directed toward managing and regulating tribal hunting, fishing, trapping and related off-reservation activity in the three-state area, including western Lake Superior. In FY 1997, funds totaling \$174,000 will be transferred from Tribal Management Development Programs to GLIFWC for Wisconsin Joint Fisheries Assessments for fisheries assessments and data analysis on inland lakes located on land ceded to the United States in the Indian treaties of 1837 and 1842.

Contracts for \$594,000 are also executed with the 1854 Treaty Authority and its three member tribes in Minnesota to carry out off-reservation fish and wildlife resource management activities required by rulings and associated tribal-state agreements in Grand Portage v. Minnesota. Funding is focused on the development of conservation codes governing off-reservation treaty hunting, fishing and gathering, and on associated biological services, conservation enforcement, and judicial services programs.

Chippewa/Ottawa Treaty Fisheries (\$1,311,000): Contracts are executed with the Chippewa/Ottawa Treaty Fishery Management Authority (COTFMA) and its member Great Lakes treaty fishing tribes for continued implementation of a 1985 negotiated settlement signed by the tribes, the State of Michigan, and other parties in United States v. Michigan. The settlement provides for fisheries zonation and harvest sharing plans for Lakes Superior, Michigan, and Huron; a Great Lakes fisheries enhancement program; cooperative management and dispute resolution measures; expanded conservation enforcement; and other programs. Appropriated funds are used to provide uniform joint tribal fishing regulations, to coordinate conservation enforcement and fisheries enhancement activities, to participate in environmental services programs, and to facilitate coordination with other resource management jurisdictions.

US/Canada Pacific Salmon Treaty (\$2,199,000): In conjunction with the Pacific Salmon Commission (PSC) and panels created by the Pacific Salmon Treaty between the United States and Canada, and the associated Pacific Salmon Treaty Act of 1985, contracts are being executed with the Northwest Indian Fisheries Commission, the Columbia River Inter-Tribal Fish Commission, and their member treaty fishing tribes in Washington, Oregon, and Idaho for the continued implementation and coordination of salmon management and rebuilding programs in the Pacific Northwest. Funds support tribal participation in cooperative research and data gathering programs developed by the United States Section of the PSC, thereby assisting in meeting this country's obligations in implementing the treaty.

In FY 1997, funds totaling \$105,000 will be transferred to the Suquamish Tribe's Self-Governance compact.

Upper Columbia United Tribes (\$297,000): Contracts are being executed with the Upper Columbia United Tribes (UCUT) in eastern Washington and northern Idaho to support their continued participation in an inter-tribal effort to mitigate fish and wildlife resources lost as a result of dam construction on the upper Columbia River. Through the UCUT Fisheries Center, the tribes cooperate with state and federal authorities in addressing a host of fish and wildlife resource issues of interest and concern, and participate in a variety of resource management and enhancement activities on their reservations.

In FY 1997, funds totaling \$74,000 will be transferred to the Kootenai Tribe's Self-Governance compact.

Lake Roosevelt Management (\$577,000): Contracts totaling \$504,000 are being executed with the Confederated Colville Tribes and the Spokane Tribe of Washington to implement a cooperative management agreement between the tribes and the Department of the Interior for managing outdoor recreation in and around Lake Roosevelt. Funds support tribal programs focusing on the management, planning, and regulation of fishing, boating, camping, and related public use activities occurring within the Reservation Zone of the Lake Roosevelt Recreation

Area. During Congressional action on the FY 1996 Appropriations, \$73,000 was added to support the Lake Roosevelt Water Quality Management Council.

Wetlands/Waterfowl Management (\$597,000): Contracts are executed in support of tribal wetland rehabilitation, waterfowl enhancement and wild rice production projects on Indian lands in the states of Minnesota, Wisconsin, and Michigan. Improved tribal wetland habitats support tens of thousands of additional ducks and geese in spring and fall migrations, provide expanded hunting opportunities for tribal members and the general public, and offer enhanced wild rice gathering opportunities and economic development possibilities. Funds are distributed based on an annual evaluation of project proposals received from tribes utilizing consensus-building procedures and ranking criteria developed by the Bureau in the areas of wetlands protection and waterfowl enhancement.

Fish Hatchery Operations

FY 1996 Plans and Accomplishments (\$1,650,000): Contracts are executed with 14 fish producing tribes throughout the country in support of associated hatching, rearing, and stocking programs. Salmon and steelhead trout releases from tribal hatcheries in the Pacific Northwest benefit Indian and non-Indian commercial and sport fisheries in the United States and Canada, and play a major role in helping to satisfy Indian subsistence and ceremonial needs. Throughout the rest of the country, recreational opportunities created by the stocking of catchable trout, walleye, and other species attract numerous sport fishermen to Indian reservations and assist in developing reservation economies. These funds were distributed as follows:

| Tribe | (\$) | Tribe | (\$) |
|---------------------|---------|---------------|-----------|
| Bad River | 48,000 | Hoh | 23,000 |
| Lac du Flambeau | 270,000 | Quileute | 149,000 |
| Red Lake | 46,000 | Skagit Coop | 27,000 |
| Suquamish | 200,000 | Cherokee | 75,000 |
| Lac Courte Oreilles | 75,000 | Stillaguamish | 103,000 |
| Red Cliff | 100,000 | Nooksack | 29,000 |
| Summit Lake | 85,000 | Tulalip | 301,000 |
| | | Total | 1,531,000 |

The remaining \$119,000 used to in FY 1996 to draft regulations and implement the proposed Indian Fish and Wildlife Management Act will be transferred to Fish Hatchery Maintenance in FY 1997. Also in FY 1997, funds for the Cherokee Tribe (\$75,000) will be transferred to Tribal Priority Allocations and funds for the Suquamish Tribe (\$200,000) will be transferred to their Self-Governance compacts.

Fish Hatchery Maintenance

FY 1996 Plans and Accomplishments (\$208,000): Contracts are executed with fish producing tribes throughout the country to maintain more than 100 tribal fish hatcheries and rearing facilities. Funds are distributed based on an annual ranking of project proposals received from tribes, utilizing established procedures and ranking criteria developed by the Bureau in the areas

of health and safety, water quality compliance, economic benefits, rights protection, and resource enhancement. In FY 1997, funds totaling \$163,000 will be transferred to Fish Hatchery Maintenance from Fish Hatchery Operations (\$119,000) and Tribal Management Development Programs (\$44,000) for increased maintenance of tribal fish hatcheries and rearing facilities.

Tribal Management/Development Programs

FY 1996 Plans and Accomplishments (\$7,103,000): Contracts are executed with 6 tribal fish and wildlife organizations and 32 individual fish and wildlife resource tribes throughout the country to accomplish a variety of objectives. Individual tribes have jurisdiction over hunting and fishing activity on trust lands containing 1.6 million acres of natural lakes and impoundments, more than 15,000 miles of perennial streams, and tens of millions of acres of wildlife habitat. They administer programs which contribute significantly toward meeting the growing national demand for outdoor recreation and tourism, and assure the protection of millions of acres of habitat necessary for the conservation of fish, wildlife and plant resources, including many listed as threatened and endangered.

In FY 1996, \$483,000 was distributed to the Native American Fish and Wildlife Society (NAFWS) to promote and facilitate communications among fish and wildlife resource tribes. This amount includes \$250,000 added during Congressional action on the FY. 1996 Appropriations to restore NAFWS to their FY 1995 enacted level. The Tribal Bison Herd Development Program and Inter-Tribal Bison Cooperative (ITBC) was provided \$639,000.

Funds were used to assist Alaska Natives in addressing subsistence related needs and participating in associated resource management planning and other activities with their state and federal counterparts, including \$46,000 for the Rural Alaska Community Action Program, \$342,000 to the Chugach Regional Resources Commission, \$68,000 to the Alaska Sea Otter Commission, \$600,000 to the Bering Sea Fishermen's Association for the continuing assessment of salmon population declines in the Arctic-Yukon-Kuskokwim region of Alaska, and \$409,000 for Alaska Legal services and chum salmon studies added during Congressional action on the FY 1996 Appropriations.

The following amounts were distributed to individual tribes to assist in the development of codes, ordinances, and regulations, and for managing associated populations, habitats, and other uses:

| Tribe | (\$) | Tribe | (\$) | Tribe | (\$) |
|---------------------|---------|------------------|---------|--------------------|-----------|
| Passamaquoddy | 99,000 | Fort Belknap | 49,000 | Red Lake | 99,000 |
| Lac du Flambeau | 171,000 | Mole Lake | 74,000 | St. Croix | 85,000 |
| Menominee | 147,000 | Fort Peck | 106,000 | Stockbridge-Munsee | 25,000 |
| Bad River | 164,000 | Northern | 36,000 | White Earth | 173,000 |
| Fond du Lac | 99,000 | Shoshone-Arapaho | 99,000 | San Carlos Apache | 63,000 |
| Great Lakes Tribes | 26,000 | Ute Mountain | 59,000 | Summit Lake | 83,000 |
| Grand Portage | 35,000 | Zuni | 79,000 | Uintah & Ouray | 29,000 |
| Keweenaw Bay | 118,000 | Hualapai | 293,000 | Fort Hall | 274,000 |
| Lac Courte Oreilles | 89,000 | Colorado River | 56,000 | Blackfeet | 217,000 |
| Red Cliff | 232,000 | White Mountain | 112,000 | Crow | 36,000 |
| Nez Perce | 256,000 | Yakama | 536,000 | Penobscot | 81,000 |
| | | | | Total | 4,100,000 |

In FY 1996, funds totaling \$198,000 were used by the Columbia River Inter-Tribal Fish Commission and member tribes to assist in planning efforts involving the Columbia River Gorge; funds totaling \$174,000 were used by the Wisconsin Joint Fisheries Assessment for fisheries assessments and data analysis on inland lakes located on lands ceded to the United States in the Indian treaties of 1837 and 1842; and \$44,000 was used to implement the proposed Indian Fish and Wildlife Management Act.

In FY 1997, funds for the Penobscot Tribe (\$81,000) will be transferred to Tribal Priority Allocations; the Columbia River Inter-Tribal Fish Commission (\$198,000) funds will be transferred to Columbia River Fisheries Management in Rights Protection Implementation Programs; the funds used by Wisconsin Joint Fisheries Assessment (\$174,000) will be transferred to Great Lakes Area Resources Management in Rights Protection Implementation Programs; funds used to draft regulations (\$44,000) will be transferred to Fish Hatchery Maintenance, and Alaska Legal services funds (\$204,000) will be transferred to Non-Recurring Programs/Attorney Fees. A total of \$701,000 will be transferred out of Tribal Management Development Programs.

Justification of Program Changes

| Program Element | | 1997 Budget Request | Program Changes (+/-) |
|-----------------|---------|---------------------------|-----------------------------|
| Irrigation O&M | \$(000) | 12,249 | +1,000 |
| | FTE | 18 | 0 |

Irrigation O&M (+\$1,000,000): The increase of \$1,000,000 is requested to keep up with the increased costs of the labor and materials needed for operations and maintenance (O&M) of irrigation projects. If these projects are not maintained in working order, they will severely affect the agriculture economy of reservations where the projects are located. The Bureau could be held liable for the deterioration of the projects because of the lack of proper maintenance and the inability to deliver water to the projects in a timely manner. Certain irrigation projects, such

as the Navajo Indian Irrigation Project, are required by law to be operated and maintained by the Bureau until construction is completed. Once construction is completed, the Bureau is authorized to turn over the responsibilities for project operation and maintenance to the tribe(s). Without additional funds to meet the increased costs, the Bureau may be held in contempt of court or in violation of law, or could default on contractual agreements that would result in even greater costs to the Bureau.

Non-Recurring Programs

Activity Summary

(Dollar amounts in thousands)

Activity: Non-Recurring Programs

| Subactivity | | 1996 Estimate To Date | Uncontroll- able and One-Time Change | Program Changes | 1997 Budget Request | Change From 1996 |
|---------------------------|---------|-----------------------------|---|--------------------|---------------------------|------------------------|
| Tribal Government | \$(000) | 3,765 | -834 | 0 | 2,931 | -834 |
| | FTE | 0 | 0 | 0 | 0 | 0 |
| Public Safety and Justice | \$(000) | 584 | 0 | 0 | 584 | 0 |
| | FTE | 0 | 0 | 0 | 0 | 0 |
| Community Development | \$(000) | 1,750 | 0 | -1,750 | 0 | -1,750 |
| | FTE | 0 | 0 | 0 | 0 | 0 |
| Resources Management | \$(000) | 31,395 | 97 | -427 | 31,065 | -330 |
| | FTE | 89 | 0 | 0 | 89 | 0 |
| Trust Services | \$(000) | 28,727 | 285 | 2,406 | 31,418 | 2,691 |
| | FTE | 114 | | 0 | 114 | 0 |
| Total Requirements | \$(000) | 66,221 | -452 | 229 | 65,998 | -223 |
| | FTE | 203 | 0 | 0 | 203 | 0 |

Justification of Program and Performance

Activity: Non-Recurring Programs

Subactivity: Tribal Government

| Program Element | | 1996 Estimate To Date | Uncontrollable and One-Time Changes | Program Changes | 1997 Budget Request | Change From 1996 |
|-------------------------------------|---------|-----------------------------|---|--------------------|---------------------------|------------------------|
| Self Governance Grants (Shortfalls) | \$(000) | 3,765 | -834 | 0 | 2,931 | -834 |

Self-Governance Grants

Objectives:

- To provide funding to self-governance tribes, ensuring that the negotiated amounts do not adversely affect other tribes.
- To provide resources to self-governance tribes to meet initial management expenses associated with their self-governance activity.
- To support planning, negotiation, and related activities of new self-governance tribes.

FY 1996 Plans and Accomplishments (\$3,765,000): The Secretary of the Interior is committed to maximum implementation of the self-governance program. In 1996, the funds will supplement negotiated amounts that cannot be provided by the Bureau without causing a reduction in funds or services to other tribes, provide negotiation and planning grants to assist tribes that are negotiating or engaged in a planning project to enter self-governance in 1998 and 1999, and provide supplemental assistance to current self-governance tribes that are planning to negotiate non-Bureau programs from other agencies of the Department. A total of \$834,000 will be transferred to the bases of participating tribes.

Justification of Program and Performance

Activity: Non-Recurring Programs
Subactivity: Public Safety and Justice

| Program Element | | 1996 Estimate To Date | Uncontrollable and One-Time Changes | Program Changes | 1997 Budget Request | Change From 1996 |
|-------------------------|---------|-----------------------------|---|--------------------|---------------------------|------------------------|
| Special Law Enforcement | \$(000) | 584 | 0 | 0 | 584 | 0 |
| Total Requirements | \$(000) | 584 | 0 | 0 | 584 | 0 |

Special Law Enforcement

Objectives:

- To improve the quality of the law enforcement and detention programs.
- To meet special needs arising from unforeseen circumstances which may require additional law enforcement and detention services, including emergency and other non-routine law enforcement and detention situations on Indian lands.
- To provide funding for special jurisdiction and contract start-up and contract retrocession costs.

FY 1996 Plans and Accomplishments (\$584,000): Supplemental funding will be provided to Bureau and tribal programs in the event of unforeseen circumstances such as field emergencies, retroceding law enforcement contracts, and/or conditions requiring additional personnel or equipment due to confrontational or disruptive activities.

Justification of Program and Performance

Activity: Non-Recurring Programs
Subactivity: Community Development

| Program Element | | 1996 Estimate To Date | Uncontrollable and One-Time Changes | Program Changes | 1997 Budget Request | Change From 1996 |
|--|---------|-----------------------------|---|--------------------|---------------------------|------------------------|
| Community & Economic Development Grants | \$(000) | 1,500 | 0 | -1,500 | 0 | -1,500 |
| Technical Assistance | \$(000) | 250 | 0 | -250 | 0 | -250 |
| Total Requirements | \$(000) | 1,750 | 0 | -1,750 | 0 | -1,750 |

Community and Reservation Economic Development Grants

Objective: To provide a stable source of funding over a five-year period to support selected proposals from Indian tribes and Alaska Native villages for reservation community and economic development in accordance with tribal goals and objectives.

FY 1996 Plans and Accomplishments (\$1,500,000): FY 1996 is the final year of a five-year pilot program initiated in FY 1992 with 34 tribal proposals which were competitively selected from 148 applications which included various reservation combinations (e.g. large population and small land base, medium population and large land base). Once grantee selection was initially made, subsequent funding was non-competitive and contingent only upon the grantee's satisfactory progress in achieving the objectives of its plan; the availability of federal funds; and, compliance with applicable statutory, regulatory and grant requirements.

The grants cover a variety of economic and community development purposes consistent with tribal plans and strategies such as: reducing unemployment through job development; providing seed money to Indian entrepreneurs to establish reservation based enterprises; improving tribal physical and service infrastructures; developing and conserving tribally-owned natural resources; procuring technical assistance for developing marketing plans and conducting feasibility studies, and; conducting a community wide inventory of all tribal, public and private resources with the intent to coordinate development activities.

Activities funded with multi-year grants include: the Spokane Tribe, which has constructed a 100 slip marina, established operation of a store, and completed 32 RV park sites. The San Carlos Apache Tribe has entered into an International Marketing Agreement with Mexico to provide lumber for housing and commercial construction activities through a timber and sawmill marketing operation; and the Turtle Mountain Band of Chippewa Indians has established a non-profit corporation which assisted 10 tribal members with individual business enterprises on the reservation.

Satisfactory progress has been made on projects which were awarded grant funding in FY 1995 and warrant their continuation in FY 1996. However, due to Conference action taken on the FY 1996 budget, the level of funding for Community and Economic Development Grants was

reduced by nearly 72 percent and accordingly, each of 32 grantees is allotted FY 1996 funding at a greatly reduced level which ranges from an established minimum of \$20,000 to \$168,000.

Reduced funding in FY 1996 may result in elimination of some components of planned projects, reduction of scope and/or size of certain activities, and may necessitate securing funds from other sources.

Technical Assistance

FY 1996 Plans and Accomplishments (\$250,000): Technical Assistance (TA) grants support and sustain projects financed by Bureau grants, loan guarantees and direct loans. These technical assistance funds focus on small business projects, averaging \$8,600 per TA grant. The Bureau determines whether such assistance can be provided in-house, by other Government sources or by the lender at no cost; and if not available, the Bureau then contracts for such assistance using TA grant funds. Due to Conference action on the FY 1996 budget, funding was reduced from the FY 1995 level by more than 67 percent. The reduced FY 1996 funding will provide TA grants to approximately 30 Indian business entities (about 33 percent of the FY 1995 level).

Justification of Program Change

| Program Element | 1997 Budget Request | Program Changes (+/-) |
|---|---------------------------|-----------------------------|
| Community & Economic Development Grants | \$(000) 0 | -1,500 |
| Technical Assistance | \$(000) 0 | -250 |

Community & Economic Development Grants (-\$1,500,000): In order to provide the maximum possible resources to the Tribal Priority Allocations (TPA) in a reduced budget environment and due to Congressional action on the FY 1996 request, no funds are requested for the Community and Economic Development Grant Program (CEDGP). This decrease is necessary to place the maximum possible resources at the local tribal level following the priorities tribes emphasized in the National Budget Meeting and consultations. With an increase in TPA, tribes may choose to fund their own self-sustaining economic development projects.

Technical Assistance (-\$250,000): In order to provide the maximum possible resources to the Tribal Priority Allocations (TPA) in a reduced budget environment and due to Congressional action on the FY 1996 request, no funds are requested for Technical Assistance in FY 1997. This decrease is necessary to place the maximum possible resources at the local tribal level following the priorities tribes emphasized in the National Budget Meeting and consultations. With increased funding in TPA, tribes may choose to fund feasibility studies, accounting audits or other economic development studies which were previously funded with Technical Assistance dollars.

Justification of Program and Performance

Activity: Non-Recurring Programs
Subactivity: Resources Management

| Program Element | | 1996 Estimate To Date | Uncontrollable and One-Time Changes | Program Changes | 1997 Budget Request | Change From 1996 |
|---------------------------------------|---------|-----------------------|-------------------------------------|-----------------|---------------------|------------------|
| Agriculture | \$(000) | 2,376 | 3 | -427 | 1,952 | -424 |
| | FTE | 4 | 0 | 0 | 4 | 0 |
| Irrigation Drainage | \$(000) | 298 | 0 | 0 | 298 | 0 |
| Forestry | \$(000) | 15,548 | 72 | 0 | 15,620 | 72 |
| | FTE | 80 | 0 | 0 | 80 | 0 |
| Water Management and Development | \$(000) | 7,909 | 13 | 0 | 7,922 | 13 |
| | FTE | 1 | 0 | 0 | 1 | 0 |
| Unresolved Hunting and Fishing Rights | \$(000) | 372 | 0 | 0 | 372 | 0 |
| Minerals and Mining | \$(000) | 2,364 | 2 | 0 | 2,366 | 2 |
| Endangered Species | \$(000) | 2,528 | 7 | 0 | 2,535 | 7 |
| | FTE | 4 | 0 | 0 | 4 | 0 |
| Total Requirements | \$(000) | 31,395 | 97 | -427 | 31,065 | -330 |
| | FTE | 89 | 0 | 0 | 89 | 0 |

Agriculture

| Program Subelement | | 1996 Estimate To Date | Uncontrollable and One-Time Changes | Program Changes | 1997 Budget Request | Change From 1996 |
|--------------------------|---------|-----------------------|-------------------------------------|-----------------|---------------------|------------------|
| Noxious Weed Eradication | \$(000) | 1,949 | 3 | 0 | 1,952 | 3 |
| | FTE | 4 | 0 | 0 | 4 | 0 |
| Gila River Farms Project | \$(000) | 427 | 0 | -427 | 0 | -427 |
| Total Requirements | \$(000) | 2,376 | 3 | -427 | 1,952 | -424 |
| | FTE | 4 | 0 | 0 | 4 | 0 |

Noxious Weed Eradication

Objective: To protect and restore the agronomic and rangeland resources on trust lands in accordance with principles of sustained yield management to maintain productivity under multiple use concepts.

FY 1996 Plans and Accomplishments (\$1,949,000; FTE 4): The Bureau will treat approximately 80,000 acres of trust lands for noxious weed infestations. The noxious weed integrated management plan includes the use of chemical, mechanical, cultural and biological control methods. Funds are distributed to agencies with existing noxious weed control programs

that include a minimum 50 percent cost-share agreement for the control projects. Continued cooperation with private, state and federal landowners serves to reduce noxious weed acreage within the reservations.

Gila River Farms Project

Objectives:

- To develop renewable natural resources to improve the self-sufficiency of the Gila River Indian Community.
- To provide technical assistance to the Gila River Indian Community farmers and ranchers.

FY 1996 Plans and Accomplishments (\$427,000): The funds will be used to maintain the citrus and olive tree orchards until the orchards mature and capable of producing profitable crops. Activities include tractor work, fertilization, insect control, watering, pruning, weed control, and installation of additional wind machine for frost protection in order to bring the orchards into optimum production. The Gila River Farms Project is in the seventh year of phase 2, development and establishment of citrus and olive trees. Full crop production is expected by 2002.

Irrigation Drainage

Objective: To address irrigation drainage-related water quality problems and the impact of these problems on the health of humans, fish, and wildlife in the vicinity of irrigation projects managed by the Department.

FY 1996 Plans and Accomplishments (\$298,000): The program provides remedial action associated with closure of the TJ Drain on the Fallon Reservation in Nevada, administrative expenses of the irrigation drainage coordinator, and participation in the Department-wide Irrigation Water Quality Program to conduct field screening studies on the Uintah and Ouray Reservation in Utah. The program determines and eliminates any identified trace elements present that may be harmful to humans, fish, wildlife, or their water uses.

Forestry

Objective: To maintain, protect, enhance, and develop Indian forest resources through the execution of forest management activities that are consistent with Indian landowner forest management objectives.

| Program Subelement | | 1996 Estimate To Date | Uncontroll- able and One-Time Changes | Program Changes | 1997 Budget Request | Change From 1996 |
|---|---------|-----------------------------|--|--------------------|---------------------------|------------------------|
| Forest Development | \$(000) | 9,023 | 63 | 0 | 9,086 | 63 |
| | FTE | 71 | 0 | 0 | 71 | 0 |
| Forest Management Inventories and Plans | \$(000) | 1,537 | 6 | 0 | 1,543 | 6 |
| | FTE | 6 | 0 | 0 | 6 | 0 |
| Woodland Management | \$(000) | 4,988 | 3 | 0 | 4,991 | 3 |
| | FTE | 3 | 0 | 0 | 3 | 0 |
| Total Requirements | \$(000) | 15,548 | 72 | 0 | 15,620 | 72 |
| | FTE | 80 | 0 | 0 | 80 | 0 |

Forest Development

FY 1996 Plans and Accomplishments (\$9,023,000; FTE 71): The program supports: reforestation activities on 15,000 acres, commercial forest stand improvements on 35,000 acres, and provides employment opportunities for Indian people. Program activities include: planting and site preparation, tree seed collection, tree planting, greenhouse operations, protecting young forest stands, pre-commercial thinning, fertilizing forest soils, weeding, release, and species conversion. The inventory of commercial forest development needs, including woodland acres, is used to allocate funding. Allocations are determined through the use of a formula that considers the commercial timber base and the annual forest development inventory. These activities reduce the number of commercial forest acres that require silvicultural treatments and help to achieve full productive capacity of forest acres.

Forest Management Inventories and Plans

FY 1996 Plans and Accomplishments (\$1,537,000; FTE 6): The funds will provide for the completion of 37 tribe/agency forest plans. Funds will support the development and/or revision of reservation specific long-term sustained yield forest management plans mandated by *Public Law 101-630*. Trust standards are set by tribal governments, environmental protections are assured, and economic development opportunities identified through the completion of these plans. As a collateral benefit of the planning process supported by these funds; the condition, extent, and value of Indian forest assets in trust status is monitored by the periodic gathering and analysis of forest inventory data. Funds are distributed to tribes/agencies based upon periodic project priority needs as determined by Area Offices. Forest Management Plans form the foundation for tribal enterprise development, resource protection and development and enhancement of social and cultural life on timbered reservations.

Woodland Management

FY 1996 Plans and Accomplishments (\$4,988,000; FTE 3): In FY 1996 this program will provide woodland management for 4.5 million acres of commercial woodlands on 121 Indian reservations in 16 states. Funds are distributed to the Area Offices based on a formula that considers each Area's share of the commercial woodland base and the project funding needs. Project funding decisions are made at the Area level and may include: inventory, planning, marketing and business development, sale preparation and administration, and protection of the woodland resources. Economic benefits of funds distributed to Area Offices in FY 1996 total \$60,000 in tribal revenue, \$150,000 from other revenue (enterprises, contractors, etc.), \$140,000 in wages, and 25 jobs created.

The President's Forest Plan - Timber Harvest Initiative (\$1,500,000): The FY 1996 and FY 1997 performance goal is to harvest 40 million board feet of timber each year. The \$1,500,000 will be used to harvest timber in the Pacific Northwest and Northern California. The timber scheduled for harvest under this initiative is a portion of the allowable annual cut identified in an approved forest management plan. The Bureau and tribes will develop environmental compliance documents, prepare timber sale documents, and administer timber sale contracts. This performance outcomes will be the harvest of 40 million board feet of timber, 600 man years of direct employment, \$15,000,000 of additional tribal revenue, and \$24,000,000 in new wages.

The President's Forest Plan - "Jobs in the Woods" Initiative (\$3,000,000): In FY 1996 and FY 1997 the performance goal is to improve 280 miles of stream courses each year. In FY 1996, \$400,000 will be used for a joint habitat recovery project by the Northwest Indian Fisheries Commission and the State of Washington. The remaining \$2,600,000 will be used for ecosystem restoration projects on Indian lands and within treaty reserved fishing areas. Ecosystem restoration activities are Government Performance and Results Act pilot projects and include: road closures, eradications, and improvements for erosion control and fisheries habitat enhancement; revegetation of damaged areas with native plant species; regeneration of old growth forest ecosystem; and stream course enhancement. The performance outcome is maintenance and/or restoration of the spawning and rearing habitat for anadromous fish.

In FY 1997, the Bureau will continue to emphasize the President's Forest Plan. A total of \$4,500,000 is requested; \$1,500,000 for the timber harvest initiative and \$3,000,000 for the Jobs in the Woods ecosystem restoration projects on Indian lands and within treaty reserved fishing areas.

Water Management, Planning and Pre-Development

Objectives:

- To assist Indian tribes in the management, planning, and pre-development of their water and related land resources in a manner consistent with sound economic and conservation principles which will enhance the quality of life, environment, and economic conditions on all trust lands.

- To assist Indian tribes in developing and maintaining a managerial environment which assures that tribal water resource programs are conducted in a manner consistent with applicable laws, regulations, court decisions, and negotiated settlements of water rights claims.
- To provide technical training opportunities for Indian people aimed at promoting tribal involvement in all aspects of water resources planning and management to achieve full tribal capability and participation in these matters.

FY 1996 Plans and Accomplishments (\$7,909,000; FTE 1): Water Management, Planning, and Pre-Development funds are provided for projects on a year-by-year basis and are limited to the life of the project. The funds will support approximately 126 studies/investigations related to preparation and/or quantification of Indian water rights claims. Projects include but are not limited to geographic, hydrologic quantitative and qualitative analysis of water and related land resources, ground and surface water quality and quantity monitoring, aquifer classification and stream gaging. These projects are funded based on rankings of the projects areawide and Bureauwide, and in accordance with the national program priorities established for the program. The program will also provide technical training to approximately 50 Indian youth in advanced water resources management, surveying principles and techniques, and water well drilling techniques and methods.

Unresolved Hunting and Fishing Rights

Objective: To assist tribes in clarifying and defining their off-reservation hunting and fishing rights.

FY 1996 Plans and Accomplishments (\$372,000): Funds are distributed based on the relative importance and potential of the treaty right in satisfying subsistence, ceremonial and commercial needs, to promote standardized conservation enforcement policies, and to maximize benefits among participating tribes. The funds will be used to support tribes engaged in negotiations with other fish and wildlife resource management authorities to clarify the scope of Indian hunting, fishing and gathering rights, and the nature and extent to which such rights may be exercised. Data required for the establishment of total and safe allowable catch levels is compiled to provide a basis for tribal management.

Minerals and Mining

| Program Subelement | | 1996 Estimated To Date | Uncontrollable and One-Time Changes | Program Changes | 1997 Budget Request | Change From 1996 |
|---------------------|---------|------------------------------|---|--------------------|---------------------------|------------------------|
| Mineral Assessments | \$(000) | 1,489 | -185 | 0 | 1,304 | -185 |
| Special Projects | \$(000) | 875 | 187 | 0 | 1,062 | 187 |
| Total Requirements | \$(000) | 2,364 | 2 | 0 | 2,366 | 2 |

Mineral Assessments

Objectives:

- To furnish energy and mineral resource information to Indian mineral owners.
- To promote development of energy and mineral resources on Indian trust lands.
- To increase the income to the Indian mineral owner from production of energy and mineral resources on Indian trust lands.
- To assist tribal resource managers make more informed decisions regarding the development of energy and mineral resources on Indian lands through minerals training.
- To assist those tribes who wish to pursue oil and gas development on their lands by managing Indian owned seismic exploration data.
- To collect, transcribe, and archive all Indian resource data, including energy (oil, natural gas, coal, and geothermal), precious minerals, (gold, silver, etc.), base metals (copper, zinc, etc.) And industrial minerals (sand, gravel, limestone, etc.), into a permanent and retrievable digital database system.

FY 1996 Plans and Accomplishments (\$1,489,000): In FY 1996, \$790,500 will be distributed to approximately 20 tribes for contracting mineral assessment activities; \$156,200 will be used for an outreach program which provides a format of conferences and publications for tribes to present and promote the results of mineral assessment studies to industry; \$130,000 is planned for the Native American Energy and Minerals Institute (NAEMI), in conjunction with the Colorado School of Mines, to present a group of short courses, consisting of twenty-nine days of extensive classroom instruction with appropriate field trips, to familiarize tribal managers with practical applications of information presented in the classroom. The remaining \$412,300 will be used for monitoring mineral assessment contracts, performing reservoir studies, evaluating producing oil and gas well, interpreting seismic data, preparing mine models and analyzing mineral development proposals.

Special Projects

Objectives:

- To assist tribal resource managers make more informed decisions regarding the development of energy and mineral resources on Indian lands.
- To provide an automated oil and gas evaluation and management system to the oil producing tribes.
- To assist tribes to develop their oil and gas resources.

FY 1996 Plans and Accomplishments (\$875,000): In FY 1996, \$480,000 will be used to develop tribal regulations and program policies with respect to surface mining; for tribal work

with Office of Surface Mining (OSM) in the inspection and enforcement of surface mining activities on Indian lands including, but not limited to, permitting, mine plan review, and bond release; and to sponsor employment training and education in the area of mining and mineral resources. OSM will provide tribes the necessary technical assistance. The funds will be transferred to OSM through a reimbursable agreement since OSM has principal regulatory authority on Indian lands.

The remaining \$395,000 will be used to support the National Indian Energy and Mineral Resources (NIEMR) data base; the National Indian Seismic Evaluation System (NISES) through the purchase of hardware and software; to test the financial management module and to provide the hardware, the NIOGEMS program, and training to the Blackfeet, Uintah and Ouray, Jicarilla and Southern Ute tribes and to continue the training for the Osage, Ute Mountain Ute, Navajo, and Shoshone (Wind River) Tribes. In FY 1995, a complex seismic data system was installed at Lakewood, Colorado, for processing seismic data owned by the tribes valued at millions of dollars. Interpretation and mapping of over 300 miles of seismic data was completed for the Blackfeet Tribe, 50 miles of data was completed for the Wind River Tribes, and 40 miles of data was completed for the Fort Berthold Tribes.

Endangered Species

Objective: To enable tribes and the Bureau to comply with the Endangered Species Act, the Northern Spotted Owl Recovery plan, and to implement the Cheyenne River Prairie Management Plan.

FY 1996 Plans and Accomplishments (\$2,528,000; FTE 4): This program conducts activities required to comply with the Endangered Species Act (*Public Law 93-205*) with special emphases on the marbled murrelet and the Northern Spotted Owl Recovery Plan and to continue the implementation of the Cheyenne River Prairie Management Plan. Field activities of the Cheyenne River Prairie Management Plan include the development of water impoundments, cross fencing and vegetative management directed to the holistic management of the prairie resource. Northern Spotted Owl activities include: conduct approximately 40 owl surveys on proposed or ongoing timber management areas (approximately 60,000 acres); monitor 145 pairs of owls for reproductive success; protect 89 nests with set-asides; protect 180,000 acres of habitat; and conduct a radio telemetry and habitat study on the Yakama Reservation. The activities required to comply with the Endangered Species Act concerning the marbled murrelet are: conduct annual training for survey crews; conduct 30 surveys on 7,000 acres; write biological evaluations; complete 5-8 Section 7 consultations with the Fish and Wildlife Service; participate on the Marbled Murrelet Recovery Team; and develop policy for the management of the murrelet on Indian lands. The program provides employment for 26 full-time and 35 seasonal tribal employees.

Justification of Program Changes

| Program Element | | 1997 Budget Request | Program Changes (+/-) |
|---------------------------------|----------------|------------------------------------|--------------------------------------|
| Gila Fiver Farms Project | \$(000) | 0 | -427 |

Gila Fiver Farms Project (-\$427,000): The Gila River Farms have become diversified in the selection of species variety, which allows for continued harvest and production. With planting stock maturing and bearing fruit, the farms are more self-sufficient and are yielding a net income, which will provide access to commercial financing which decreases the need for Bureau supplemental funding.

Justification of Program and Performance

Activity: Non-Recurring Programs
 Subactivity: Trust Services

| Program Element | | FY 1996 Estimate To Date | Uncontroll- able and One-Time Changes | Program Changes | 1997 Budget Request | Change From 1996 |
|--------------------------------|---------|--------------------------------|--|--------------------|---------------------------|------------------------|
| Indian Rights Protection | \$(000) | 19,546 | 231 | 2,406 | 22,183 | 2,637 |
| | FTE | 35 | 0 | 0 | 35 | 0 |
| Real Estate Services | \$(000) | 4,251 | 34 | 0 | 4,285 | 34 |
| | FTE | 50 | 0 | 0 | 50 | 0 |
| Waste Management | \$(000) | 3,737 | 7 | 0 | 3,744 | 7 |
| | FTE | 11 | 0 | 0 | 11 | 0 |
| Navajo-Hopi Settlement Program | \$(000) | 1,193 | 13 | 0 | 1,206 | 13 |
| | FTE | 18 | 0 | 0 | 18 | 0 |
| Total Requirements | \$(000) | 28,727 | 285 | 2,406 | 31,418 | 2,691 |
| | FTE | 114 | 0 | 0 | 114 | 0 |

Indian Rights Protection

| Program Subelement | | 1996 Estimate To Date | Uncontroll- able and One-Time Changes | Program Changes | 1997 Budget Request | Change From 1996 |
|-------------------------------------|---------|-----------------------------|--|--------------------|---------------------------|------------------------|
| Litigation Support | \$(000) | 1,996 | 0 | 0 | 1,996 | 0 |
| Water Rights Negotiation/Litigation | \$(000) | 11,972 | 5 | 2,406 | 14,383 | 2,411 |
| | FTE | 8 | 0 | 0 | 8 | 0 |
| Attorney Fees | \$(000) | 2,328 | 204 | 0 | 2,532 | 204 |
| Unresolved Rights Issues | \$(000) | 1,150 | 15 | 0 | 1,165 | 15 |
| | FTE | 13 | 0 | 0 | 13 | 0 |
| ANILCA Programs | \$(000) | 1,501 | 2 | 0 | 1,503 | 2 |
| | FTE | 4 | 0 | 0 | 4 | 0 |
| ANCSA Historical and Cemetery Sites | \$(000) | 599 | 5 | 0 | 604 | 5 |
| | FTE | 10 | 0 | 0 | 10 | 0 |
| Total Requirements | \$(000) | 19,546 | 231 | 2,406 | 22,183 | 2,637 |
| | FTE | 35 | 0 | 0 | 35 | 0 |

Litigation Support

Objective: To establish or defend Indian property or treaty rights through judicial, administrative, or settlement actions.

FY 1996 Plans and Accomplishments (\$1,996,000): This program will support requests from tribes for expert witnesses, research, data collection, technical support, and other evidence-gathering activities required for the United States to defend the government's position in litigation cases involving Indian rights issues. Currently, the Bureau has received approximately 21 funding requests for FY 1996 that involve issues such as hunting, fishing and gathering rights issues; trespass; title issues, such as property line disputes; rights-of-way disputes; allotment claims; mineral entry; pollution and other activities which have harmed or could harm the health and safety of the reservation population. Funds may be used for the payment of Equal Access to Justice Act (EAJA) settlements or other payments ordered by the Courts, the Department of Justice and the Department of the Interior's Office of the Solicitor. Water rights issues are addressed within the Water Rights Negotiation/Litigation Program.

Water Rights Negotiation/Litigation

Objectives:

- To protect and defend Indian reserved water rights and other related trust resources of Indian tribes in accordance with the highest fiduciary standards.
- To encourage Indian tribes to settle long-standing Indian reserved water rights claims through negotiation rather than litigation.
- To support the development of all basic resource studies and technical data used in preparing and defending Indian reserved water rights claims.

FY 1996 Plans and Accomplishments (\$11,972,000; FTE 8): These funds will be used to support studies and investigations related to preparation and defense of Indian reserved water rights claims. The studies and investigations support ongoing activities involving approximately 60 stream adjudications, 17 water rights negotiations, and 14 water rights settlements. Most of the adjudications impact more than one tribe. Costs of claims preparation vary and collection of data and evidence is usually directed by the United States. Work performed includes irrigation acreage studies and engineering studies to determine water rights criteria, and technical experts involved in negotiations. Studies and investigations to support these and other cases have been curtailed due to the \$2.4 million reduction in FY 1996.

The projects are funded based on area and national rankings of projects and in accordance with established national program priorities. Projects are funded on a year-by-year basis and are limited to the life of the project.

Attorney Fees

Objective: To assist federally recognized tribes to protect treaty rights and other rights established through Executive order or court action.

FY 1996 Plans and Accomplishments (\$2,328,000): These funds will be used to provide assistance to tribes to obtain legal representation in situations where the United States cannot represent them as authorized in 25 U.S.C. 175. Currently, the Bureau has received approximately 23 attorney fees applications for FY 1996. The funds are distributed in

accordance with regulations governing the expenditure of appropriated funds for the fees of private attorneys representing tribes and the eligibility requirements are found in 25 CFR 89. Bureau policy determines the attorney fee hourly rates.

Cases funded from this program may involve environmental damage claims; water rights negotiation/litigation; boundary disputes; treaty hunting, fishing, and gathering rights; the 1934 Native Allotment Act; and off-reservation fishing rights.

Unresolved Indian Rights Issues

Objective: To protect Indian rights associated with natural resources in the context of the Secretary's trust responsibility to protect, maintain, and manage Indians' natural resources and environment.

FY 1996 Plans and Accomplishments (\$1,150,000; FTE 13): These funds will be used to conduct ongoing field investigations and research requisite to the timely identification and resolution of issues necessary for the protection and preservation of Indian rights associated primarily with natural resources. The annual caseload per area office consists of approximately 2 major, 12 medium, and 75 small cases. The information is used primarily to seek and obtain negotiated settlements and other administrative remedies. Failing these efforts, funds are used to support the initiation of litigation and for legislative resolution. Unresolved Indian rights issues include title to land, trespass, water rights, mineral entry, renewable resources, problems of pollution, and activities which endanger trust or restricted property. Investigation and resolution of trespasses against trust land and resources throughout the nation demand high priority and continuing emphasis. Program activities for FY 1996 will begin coupling caseload data and monetary value of resolution to create the baseline for cost-benefit estimation and priority assessments.

ANILCA Programs

Objective: To uphold the directives prescribed in the Alaska National Interest Lands Conservation Act (ANILCA), which affect Alaska Natives and their allotments.

FY 1996 Plans and Accomplishments (\$1,501,000; FTE 4): This program provides for the coordination and consultation with land managing agencies and the State of Alaska on subsistence preference for Alaska Natives and administration of programs affecting native allotments under the 1906 Native Allotment Act. Subsistence activities have assumed a higher priority since the McDowell decision in which the Alaska Supreme Court declared that a rural preference for subsistence was unconstitutional. Federal agencies have assumed jurisdiction over subsistence on federal lands as required by Title VIII of the Alaska National Interest Lands Conservation Act (ANILCA), *Public Law 96-487*, as amended. The Bureau has been given a role in the management of natural resources by its participation as a member of the Federal Subsistence Board and Federal Staff Committee. It serves as an advocate to ensure that native subsistence users, as rural Alaskans, are accorded a priority over other users as directed by Title VIII of the act. Bureau expertise and resources are also provided to native users to support their input into the state and federal legislative regulatory process. This involvement is through the several Alaska Native subsistence organizations that include Alaska Native commissions such as the Marine Mammal Commission, Eskimo Walrus Commission, Eskimo Whaling

Commission, Sea Otter Commission, Porcupine Caribou Commission, Migratory Waterfowl Commission, and regional advisory councils established under Title VIII of the ANILCA. Assistance has been provided to eligible native tribes and organizations for the study and education of the various needs, methods, and future requirements of a subsistence lifestyle.

Section 18 of *Public Law 92-203*, the Alaska Native Claims Settlement Act (ANCSA), as amended, revoked the 1906 Alaska Native Allotment Act with a savings clause for those applications before the Department on the date of enactment. The Bureau is responsible for assisting Alaska Native applicants acquire title to lands they occupy. There were approximately 15,000 applications registered with the Government that met the deadline of December 18, 1971. Over 2,300 parcels remain to be adjudicated. The Bureau's services include assisting native allotment applicants collect evidence of use and occupancy within prescribed timeframes, accompanying applicant and field examiners on field exams, performing probates and contacting heirs to notify them of inherited claims; contesting appeals to the Interior Board of Land Appeals, and approving easements for trespass abatement. This work is being completed in conjunction with the Bureau of Land Management's Patent Plan Process. Archeological inventories and compliance with Section 106 of the National Historic Preservation Act are required. Appraisals to determine trespass damages, easement value, and land valuations are also accomplished. Adjudication of claims is critical and complex as many subsequent withdrawals are subject to other existing claims. The claims of native corporations, state selections, private individuals, and other federal agencies cannot be resolved until allotment issues have been resolved, as several court decisions have given preferential right to the native allotment applicants.

ANCSA Programs

Objective: To fulfill the mandate of the Alaska Native Claims Settlement Act (ANCSA) through investigation and certification of the Alaska Native historical places and cemetery sites, native groups, and native primary places of residence.

FY 1996 Plans and Accomplishments (\$599,000; FTE 10): This program, as authorized by the Alaska Native Claims Settlement Act (ANCSA), *Public Law 92-203*, as amended, investigates and certifies historical places and cemetery sites, native primary places of residence, and native groups. Native regional corporation applications for historical places and cemetery sites are protected under existing laws until the Bureau investigates the claims and certifies the eligibility of the sites.

In FY 1996, the Bureau will work tribes and tribal organizations under *Public Law 93-638* contracts and compacts to provide training and technical assistance to those entities which have entered into contracts and compacts to perform the ANCSA mission. The program has completed the duplication of 1,300 of the 1,800 oral history tapes. Reports from the FY 1995 field sessions will be completed and forwarded to the Bureau of Land Management. All Section 106 clearances have been completed as well as two Native Primary Places of Residence. These actions completed the Bureau's role in Section 14(h) (5) of the Act. The Bureau successfully completed cataloging the artifacts collection.

In FY 1997, all remaining site data information will be compiled and transferred to the State Historic Preservation office as required by the National Historic Preservation Act of 1966, as

amended. One historic site will be reinvestigated in accordance with a remand from the Interior Board of Appeals and the remaining 500 oral history tapes will be duplicated and catalogued. Training and technical assistance will continue to be provided to tribes and tribal organizations with *Public Law 93-638* contracts and compacts.

Real Estate Services

| Program Subelement | | 1996 Estimate To Date | Uncontrol- able and One-Time Changes | Program Changes | 1997 Budget Request | Change From 1996 |
|---------------------------|---------|-----------------------------|---|--------------------|---------------------------|------------------------|
| Cadastral Surveys | \$(000) | 2,162 | 0 | 0 | 2,162 | 0 |
| Probate Backlog Reduction | \$(000) | 561 | 12 | 0 | 573 | 12 |
| | FTE | 18 | 0 | 0 | 18 | 0 |
| Lease Compliance | \$(000) | 1,528 | 22 | 0 | 1,550 | 22 |
| | FTE | 32 | 0 | 0 | 32 | 0 |
| Total Requirements | \$(000) | 4,251 | 34 | 0 | 4,285 | 34 |
| | FTE | 50 | 0 | 0 | 50 | 0 |

Cadastral Surveys

Objective: To complete cadastral surveys of all tribal and individual trust or restricted lands.

FY 1996 Plans and Accomplishments (\$2,162,000): Funds will be provided to the Bureau of Land Management (BLM) through an interagency agreement to conduct the surveys. A portion of the funds will be dedicated to common boundary surveys of lands managed by other federal agencies. Survey priorities will be identified based on the needs specified by tribes and the Bureau. Five project offices, located at Olympic Peninsula Agency, the Lac Courte Oreilles, Southern Ute and Navajo Reservations, and the Muskogee Area Office will continue operations.

The Arkansas Riverbed Project, which is under the Muskogee Area Office, was established in 1989 to survey the Arkansas Riverbed lands owned by the Cherokee, Chickasaw, and Choctaw Nations of Oklahoma. Compilation of field notes and plats for the Arkansas Riverbed Project was finalized in 1995. Although the actual field surveys of the original 95 miles of riverbed were completed in FY 1994, subsequent litigation may require additional surveys in FY 1996 and FY 1997 to resolve conflicts.

In FY 1996, the program plans to survey an additional 1,500 miles and set 2,600 corner position monuments. Surveys of tribal and individual trust or restricted boundaries will diminish the potential liability of the Bureau with regard to protection of trust resources, delineate legal environments, identify specific locations of trust or restricted lands for management purposes, and prevent the loss of tribal resources by deterring trespass on reservation lands. All federally-recognized land-based tribes in the continental United States and Alaska Natives require some exterior boundary survey and extensive survey within the boundaries of their reservations. Approximately 5,500 miles of reservation boundaries have been surveyed since 1989.

Probate Backlog Reduction

Objective: To eliminate backlogs in research and data compilation relating to the probate of Indian trust and restricted estates.

FY 1996 Plans and Accomplishments (\$561,000; FTE 18): Funds are used to hire temporary staff, provide overtime to agency probate staff, or contract for staff support. The program plans to research, compile, and submit data on approximately 400 pre-1991 backlogged estates (including subsequent deaths discovered through probate) to the Office of Hearings and Appeals.

To bring all land ownership data system files current, it is essential that estates involving Indian trust and restricted property be probated in a timely manner (25 U.S.C. 372; 43 CFR 4.200). See also Dull Knife v. Morton, U.S.D.C., South Dakota, 394 F. Supp. 1299 (1976); and Lee v. Andrus, U.S.D.C., New Mexico, Civil No. 81-052-C (1981), which mandate that the Department of the Interior probate Indian trust estates in conformity with existing law and regulations in order to avoid probate backlogs. It is, therefore, mandatory that the Bureau provide heirship data to the Office of Hearings and Appeals within 90 days from the date that an individual's death has been reported in order to eliminate the existing backlog.

The number of backlogged estates at the beginning of FY 1996 is estimated at 1,124 as compared to 2,086 at the beginning of FY 1995. This number excludes probate modifications and summary distribution backlogs and the 5,000 restricted estates within the Muskogee Area Office jurisdiction that fall outside the Bureau's responsibilities set forth in 43 CFR 4.200, but within the general and discretionary responsibilities set forth in 25 CFR 16 and 17.

The FY 1997 program will continue the estate administration process on the 1,124 remaining pre-1991 backlogged estates and, where feasible, begin the process on backlogged "money-only" estates, including summary distributions. Cases which include earlier death dates require increasing effort and cost per case since evidence of births and deaths, other family history information, and locating of larger numbers of potential heirs becomes more difficult. When family histories must be gathered for very old and complicated cases, the cost per case increases.

Lease Compliance

Objectives:

- To protect and enhance the Indian leasehold estate by providing individual Indian landowners and Indian tribes with lease compliance activities required of the United States in its role as trustee for Indian-owned real property.
- To facilitate the best economic use of the land through leasing.

FY 1996 Plans and Accomplishments (\$1,528,000; FTE 32): The program resources are used to ensure that leases on trust and restricted Indian lands and their assignees comply with the terms of the leases. Lease compliance activities may result in the recovery of funds for the Indian landowners, through the collection of late payment penalties, damages, or bond forfeitures. Bureau personnel or tribal contractors, authorized under *Public Law 93-638*, initiate administrative actions to assure that Indian landowners' property rights are protected and

corrective actions or lease cancellations are completed.

Program plans for FY 1996 will include a Management Control Review on the data collection, analysis and reporting of the lease compliance program. The lease compliance activities for FY 1996 and FY 1997 will include conducting physical property inspections, with follow-up inspections, and identifying lease violations and trespass issues, with an outcome goal of recovering and preventing possible losses of income for tribes and allottees.

Funds are distributed to the area offices based on three factors: (1) total number of leases, (2) total number of acres, and (3) total amount of income derived from leases. Minimum funding of \$50,000 is allocated each area office. In allocating program resources, priority is given to activities involving agriculture, oil and gas, mining, industrial, business, recreational, and other income-producing leases.

Waste Management

Objectives:

- To conduct surveys on Indian lands to identify hazardous waste sites, evaluate the potential threat to health and the environment, and develop the necessary remedial actions.
- To train area, agency, and tribal environmental staff in waste management principles.
- To respond to emergencies and alleviate adverse health or environmental impacts.
- To ensure that the Bureau is in compliance with the Resource Conservation and Recovery Act, the Federal Facilities Compliance Act, Executive Order 12088 and Departmental policies and procedures in the prevention, control and abatement of environmental pollution from Bureau-owned or operated facilities.
- To identify and prioritize environmental, health and safety, and operational deficiencies at BIA facilities.

FY 1996 Plans and Accomplishments (\$3,737,000; FTE 11): The program will provide \$1,200,000 for Environmental Scientist positions at area offices to assist Bureau program managers comply with appropriate environmental laws, regulations, and policies; respond to emergencies; and develop plans for conducting waste site surveys on an additional 25 percent of Indian lands. The remaining funds will be used to train Bureau and tribal environmental, facilities management, and safety staff in the most effective and efficient means of compliance and response to environmental laws and incidents, and to assist tribes in the cleanup of tribally owned and operated facilities on trust lands, in order to meet environmental standards. Hazardous waste sites identified by previous surveys have the highest cleanup priority. The Bureau has initiated cleanup of 119 sites. Approximately 39 of these sites will require additional work in FY 1996. Solid waste sites will be prioritized relative to their impacts on health and the environment. The Bureau responds to an average of 50 emergencies annually that have the potential to adversely impact trust resources, and health and safety.

Navajo-Hopi Settlement Program

Objectives:

- To implement those provisions of the Navajo-Hopi Settlement Act of 1974, as amended, which are assigned to the Department of the Interior.
- To institute conservation practices and methods to restore the grazing potential of rangelands lying within the former Navajo/Hopi Joint Use Area.

FY 1996 Plans and Accomplishments (\$1,193,000; FTE 18): The Bureau will continue restoration of rangeland within the former Navajo/Hopi Joint Use Area (JUA). Activities to accomplish this goal include: livestock monitoring on the (JUA) as required by 25 USC 640-d(18(a)); issuance of grazing permits, implementation of range management plans and grazing control methods, establishment of range units and grazing capacity, and removal of trespass livestock on the Hopi Partitioned Lands (HPL); initiation of grazing control on the Navajo Partitioned Lands (NPL) contingent upon the final review and publication of the proposed NPL grazing regulations in the Federal Register; and natural resource restoration on the affected lands. *Public Law 93-638* contracts with the Hopi Tribe will continue for the following contracted activities: range, woodlands, and wildlife restoration of 910,021 acres of the HPL; and contract maintenance on 630 miles of fencing and 123 stockwater facilities on the HPL pursuant to *Hopi Tribe v. Watt, supra* and 25 CFR 168, which require the Secretary to take action to protect the rights of property of Navajos residing on the HPL and awaiting relocation from those lands. A *Public Law 93-638* contract with the Hopi Tribe and force account operations on the NPL will continue to be executed for the operation and maintenance of natural resource improvement facilities on the JUA.

Justification of Program Changes

| Program Element | | 1996 Budget Request | Program Changes (+/-) |
|-------------------------------------|---------|------------------------------------|--------------------------------------|
| Water Rights Negotiation/Litigation | \$(000) | 14,383 | +2,406 |
| | FTE | 8 | 0 |

Water Rights Negotiation/Litigation (+\$2,406,000): The increase of \$2.4 million will provide funding for more extensive studies to be conducted for five on-going water rights cases where negotiation teams are actively involved in resolving water rights issues. Studies and investigations to support these and other cases have been curtailed due to the \$2.4 million reduction in FY 1996. Water rights negotiation and litigation studies typically include an assessment of surface and groundwater supplies for water quantification purposes, identification of arable lands, amount of irrigation waters required, engineering and economic studies for conveyance, and archeological and historical studies. If the United States fails to adequately prepare claims, there could be a substantial risk that reservation water entitlements could be diminished, thus giving rise to the potential for breach of trust actions by beneficiary tribes. The lack of adequate funding for this program will also result in a greater number of claims going to litigation, which is always more costly to the Federal Government than negotiations. Of the

94 project proposals totaling about \$20 million that were received in FY 1996, approximately 88 projects received partial funding and will require additional dollars in FY 1997.

Activity Summary

(Dollar Amounts in thousands)

Activity: Central Office Operations

| Subactivity | | 1996 Estimate To Date | Uncontrollable and One-Time Changes | Program Changes | 1997 Budget Request | Change From 1996 |
|---------------------------|------------|-----------------------------|---|--------------------|---------------------------|------------------------|
| Tribal Government | \$(000) | 2,653 | 13 | 0 | 2,666 | 13 |
| | <i>FTE</i> | 26 | 0 | 0 | 26 | 0 |
| Human Services | \$(000) | 720 | 2 | 0 | 722 | 2 |
| | <i>FTE</i> | 5 | 0 | 0 | 5 | 0 |
| Public Safety and Justice | \$(000) | 3,154 | 9 | 0 | 3,163 | 9 |
| | <i>FTE</i> | 27 | 0 | 0 | 27 | 0 |
| Community Development | \$(000) | 1,005 | 5 | 0 | 1,010 | 5 |
| | <i>FTE</i> | 10 | 0 | 0 | 10 | 0 |
| Resources Management | \$(000) | 3,142 | 18 | 0 | 3,160 | 18 |
| | <i>FTE</i> | 28 | 0 | 0 | 28 | 0 |
| Trust Services | \$(000) | 3,392 | 20 | 2,500 | 5,912 | 2,520 |
| | <i>FTE</i> | 23 | 0 | 0 | 23 | 0 |
| General Administration | \$(000) | 36,455 | 593 | 830 | 37,878 | 1,423 |
| | <i>FTE</i> | 331 | 2 | 0 | 333 | 2 |
| Total Requirements | \$(000) | 50,521 | 660 | 3,330 | 54,511 | 3,990 |
| | <i>FTE</i> | 450 | 2 | 0 | 452 | 2 |

Objectives:

- To provide leadership, direction, policy and program guidance, and management coordination and review of Bureau programs.
- To monitor and provide administrative and management support services that assist in carrying out the Bureau's mission in such a way as to promote efficient and effective performance in Bureau programs.
- To provide technical assistance to the Assistant Secretary - Indian Affairs; Office of the Deputy Commissioner of Indian Affairs; Office of the Director of Indian Education Programs; and other directorates as needed.
- To promote and maintain working relationships with other federal agencies.

Despite its wide and varied range of programs and responsibilities, the Bureau is operating with minimal administrative resources, particularly with respect to Central Office Operations.

Congressional action on the Department of Interior and Related Agencies appropriations bill reduced funding for Central Office programs by \$14,400,000, a 30 percent decrease from the FY 1996 request level, and a 17 percent reduction from the comparable 1995 enacted level. Faced with a reduction of this magnitude, the Bureau was forced to conduct a reduction-in-force (RIF) in the east and west Central Offices staff. The RIF procedure resulted in the abolishment of 572 positions, 195 of which were encumbered. Positions abolished included contract specialists, self-determination specialists, and administrative staff positions. Many other employees were downgraded or reassigned to other jobs.

Although the 1996 Conference reductions were generally applied to ensure that the trust and inherently federal functions remain at a minimum level, many program areas are no longer able to deliver the same level of policy oversight and program management. For example, funding for Education Program Management was reduced by approximately one-half, and the staff support decreased from 45 to 22 FTE. As a result, the Bureau's ability to effectively manage and monitor the quality of the 187 school Indian education system has been reduced. Also, the loss of contract specialists will impact the Bureau's ability to fulfill contract administration responsibilities. The RIF is having a severe impact on Bureau operations, services provided to tribes, and the implementation of tribal shares. The remaining staff are at the minimum level required to carry out these federal functions and responsibilities and continue to provide services to tribes that have chosen to leave operations with the Bureau. Support to these and all tribes will be substantially reduced. Adequate resources in the Central Office are imperative to fulfilling basic trust functions. While the Bureau had begun a process to downsize and provide a portion of the subsequent savings as tribal shares, the 1996 Conference actions did not make the savings available for tribal programs. Tribes will be reluctant to accelerate self-determination contracts and self-governance compact agreements without the commitment of resources to substitute for the technical and administrative support previously provided by the Bureau.

In FY 1997, Construction Program Management resources are transferred to the Construction appropriation to align the funding for the administration of the facilities construction program within the same appropriation as the facilities construction projects.

Justification of Program and Performance

Activity: Central Office Operations
 Subactivity: Tribal Government

| Program Element | | 1996 Estimate To Date | Uncontroll- able and One-Time Changes | Program Changes | 1997 Budget Request | Change From 1996 |
|-----------------------------|---------|-----------------------------|--|--------------------|---------------------------|------------------------|
| Community Services, General | \$(000) | 1,159 | 4 | 0 | 1,163 | 4 |
| | FTE | 9 | 0 | 0 | 9 | 0 |
| Tribal Government Services | \$(000) | 1,494 | 9 | 0 | 1,503 | 9 |
| | FTE | 17 | 0 | 0 | 17 | 0 |
| Total Requirements | \$(000) | 2,653 | 13 | 0 | 2,666 | 13 |
| | FTE | 26 | 0 | 0 | 26 | 0 |

Community Services, General

FY 1996 Plans and Accomplishments (\$1,159,000; FTE 9): These funds are used by the Office of the Director, Tribal Services to monitor, evaluate and provide technical assistance to address tribal government, social services, housing, self determination, drug abuse coordination, security, and child protection issues.

Beginning in FY 1996, all activities relating to self-determination services, security, and tribal shares have been incorporated into the responsibilities of the Director, Office of Tribal Services. The funds will be used to complete the rules for the 1994 Amendments to the Indian Self-Determination and Education Assistance Act (*Public Law 93-638*), through a Negotiated Rule Making Process involving tribal representatives, Bureau, and Departmental staff. The staff will continue to refine the certification process, designate agency offices to participate in the Delegation of Authority Initiative, and to develop a standard contract award document.

Pursuant to *Public Law 101-630*, the Indian Child Protection and Family Violence Prevention Act, the Office of Tribal Services will process and adjudicate background investigations for all Bureau employees whose duties include contact with or control of children.

During FY 1995, the Office of Tribal Services met with tribal representatives to determine a methodology for the permanent distribution of contract support funds into each tribe's Tribal Priority Allocations base. Consensus on the method to be used was not reached. During this fiscal year, the Office will continue to seek consensus in accordance with the recommendations of the Joint Task Force on BIA Reorganization.

Tribal Government Services

FY 1996 Plans and Accomplishments (\$1,494,000; FTE 17): This program provides the following services:

Tribal Enrollment - involves technical assistance to area, agency, and tribal staff in the development or maintenance of membership criteria or procedures; preparation and maintenance of tribal membership and tribal payment rolls; and certification or determination of degree of Indian blood.

Tribal Relations - consists of technical assistance to area, agency and tribal staff in the development or amendment of tribal constitutions, ordinances, or other government documents. Ongoing efforts include modernizing tribal governing documents; fostering stable tribal governments; and assisting tribes to manage and regulate their affairs.

Judicial Services - provides technical assistance to field personnel and tribes on the development, management and administration of tribal justice systems and Courts of Indian Offenses; establishes Bureau policy, direction and oversight of the 6 Courts of Indian Offenses that serve approximately 25 tribes. In partnership with other Federal agencies, develops initiatives that provide technical assistance and training in the rules of procedure, court administration, records management, and the coordination of tribal, Federal and state judiciary and service systems, for tribal justice and Courts of Indian Offenses personnel. Data gathered during the survey of Indian tribal justice systems and courts of Indian offenses will be used to develop an information clearinghouse on tribal justice systems.

Acknowledgment and Research - reviews petitions by tribal groups seeking federal recognition and provides ethnohistorical research for beneficiaries of judgment awards. Criteria in 25 CFR 83 are used to evaluate the petitions. The following chart provides the status of petitions:

| Action By | Cases | Status of Petitions |
|-------------|-------|---|
| | 134 | UNRESOLVED CASES |
| Bureau | 12 | Awaiting deficiency review. |
| | 7 | Under active consideration. |
| | 7 | Awaiting active consideration. |
| Petitioner | 5 | Commenting on proposed finding by the Bureau. |
| | 19 | Petitioner(s) responded to obvious deficiency. |
| | 84 | Preparation of petition; Bureau has been contacted by group. |
| | 37 | RESOLVED CASES |
| Department | 12 | Acknowledged. |
| | 14 | Denied. |
| | 1 | Determined to be part of recognized tribe. |
| | 1 | Per Departmental request, status clarified through legislation. |
| | 1 | Status Confirmed by Assistant Secretary. |
| Congress | 1 | Legislative restoration. |
| | 6 | Legislative recognition. |
| Other Means | 1 | Merged with another petitioner. |
| | 6 | LEGISLATIVE ACTION REQUIRED |
| | | Legislation required to permit processing under 25 CFR 83. |
| | 177 | TOTAL |

Justification of Program and Performance

Activity: Central Office Operations
 Subactivity: Human Services

| Program Element | | 1996 Estimate To Date | Uncontroll- able and One-Time Changes | Program Changes | 1997 Budget Request | Change From 1996 |
|---|---------|-----------------------------|--|--------------------|---------------------------|------------------------|
| Services to Children, Elderly, & Families | \$(000) | 720 | 2 | 0 | 722 | 2 |
| | FTE | 5 | 0 | 0 | 5 | 0 |
| Total Requirements | \$(000) | 720 | 2 | 0 | 722 | 2 |
| | FTE | 5 | 0 | 0 | 5 | 0 |

Services to Children, Elderly, and Families

FY 1996 Plans and Accomplishments (\$720,000; FTE 5): In FY 1996, all activities related to social services and child protection and family violence will be consolidated into the Children and Families administrative office. Staff assistance is provided to the Director, Office of Tribal Services on issues related to the Services to Children, Elderly, and Families program. The Bureau directs all functions and systems of the program activities which include: the issuance of new and revised regulations; policies and procedures to provide protective, financial and counseling services for eligible Indians; and policy and program coordination with other Bureau and federal agency programs. Staff oversee the Bureau's alcohol and drug abuse programs in accordance with the Anti-Drug Abuse Act of 1986, *Public Law 99-570*, by providing guidance and coordinating services and activities with the Indian Health Service. Other responsibilities of the Office include administrative, technical and programmatic support inherent in carrying out the functions and activities mandated by Title I - III of *Public Law 95-608*, the Indian Child Welfare Act of 1978, including the processing of ICWA notices received from state courts and the maintenance of a centralized repository of adoption decrees finalized by state courts.

Staff also oversee the provisions of Title IV of *Public Law 101-630*, the Indian Child Protection and Family Violence Prevention Act. Training in child abuse awareness, prevention, and investigation issues for tribal and Bureau staff is planned for this fiscal year. Activities will include conducting the annual Blue Ribbon Campaign on Child Abuse, assisting area offices in developing child protection activities, and strengthening working relationships with other federal agencies. On-going efforts include the Bureau's work with the Indian Health Service (IHS) to establish joint projects to address child protection issues. The final rule on establishing minimum standards of character and program guidelines for tribal child protection and family violence prevention programs will be published this year.

In June 1995, the Office of Tribal Services met with tribes to determine a methodology for the permanent distribution of Welfare Assistance Grant funds into each tribe's Tribal Priority Allocations base. Consensus on the method to be used was not reached. During this fiscal year, the Office will continue to seek consensus in accordance with the recommendations of the Joint Task Force on BIA Reorganization.

Justification of Program and Performance

Activity: Central Office Operations
 Subactivity: Public Safety and Justice

| Program Element | | 1996 Estimate To Date | Uncontrollable and One-Time Changes | Program Changes | 1997 Budget Request | Change From 1996 |
|--------------------------|---------|-----------------------|-------------------------------------|-----------------|---------------------|------------------|
| Law Enforcement | \$(000) | 3,000 | 9 | 0 | 3,009 | 9 |
| | FTE | 26 | 0 | 0 | 26 | 0 |
| Fire Safety Coordination | \$(000) | 154 | 0 | 0 | 154 | 0 |
| | FTE | 1 | 0 | 0 | 1 | 0 |
| Total Requirements | \$(000) | 3,154 | 9 | 0 | 3,163 | 9 |
| | FTE | 27 | 0 | 0 | 27 | 0 |

Law Enforcement

Objectives:

- To review and investigate allegations of misconduct against the law enforcement employees.
- To assist in the reduction of Alcohol and Substance Abuse in Indian country.
- To improve the productivity of law enforcement personnel in reporting incidents of crime as well as minimizing the amount of paperwork required in filing reports.
- To provide technical assistance to Bureau and tribal detention programs in the design, construction, and operation of detention facilities.

FY 1996 Plans and Accomplishments (\$3,000,000; FTE 26): The Division of Law Enforcement Services (DLES) has program offices in Washington, DC, Albuquerque and Artesia, New Mexico and at ten area offices. The Washington Office establishes Bureau-wide standards, policy, direction, and oversight, including line supervision over field criminal investigators, and other support operations. The DLES provides the Secretary of the Interior and the Assistant Secretary-Indian Affairs expert advice on Indian law enforcement and detention issues. Central Office law enforcement funds will be used: to decrease the number of allegations of civil rights and other violations of law by Bureau and tribal employees; to coordinate six victim/witness and child abuse training courses; to establish 12 multidisciplinary intervention teams; to enhance overall professionalism of law enforcement in Indian country and improve the quality of Bureau criminal investigations; to install, support and train staff on incident reporting software in 125 law enforcement agencies nationwide; and to publish standards for Adult and Juvenile Detention Community Residential and Holding Facilities and Programs.

Special emphasis is placed on child abuse and family violence. The DLES manages the Bureau toll-free child abuse hotline and processes national criminal history checks on about 10,000 tribal employees who have contact or control over children. DLES provides background investigation training and related technical assistance to tribes and tribal organizations.

In accordance with the Indian Law Enforcement Reform Act of 1990 (*P. L. 101-379*), the Chief, DLES, provides direct supervision over supervisory criminal investigators (SCIs) at ten area offices. These 10 SCIs supervise 86 criminal investigators at 41 agency offices. The Chief, DLES is also responsible for support operations in Albuquerque and Artesia, New Mexico.

The DLES, through the Domestic Emergency Notification System, is responsible for providing to the Secretary and the White House information concerning domestic emergencies that may occur in Indian country.

The DLES provides direct support to area, agency, and tribal law enforcement and detention operations through the following activities:

Internal Affairs: This branch is responsible for conducting investigations on any allegations of wrongdoing, civil rights violations or criminal activity by tribal and Bureau law enforcement and detention staff.

Special Investigations: These criminal investigators, located at 10 area offices, specialize in child abuse matters. This unit also includes one criminal investigator who specializes in archaeological resource protection.

Information Management: The Indian Child Protection and Family Violence Prevention Act mandates conformity with the FBI's National Incident Based Reporting System (NIBRS). A nationwide automated information management system, the Crime Reporting Information System (CRIS), is being implemented. The system will improve management and identify the need for additional resources. Software application technology is purchased in volume and distributed to tribal and Bureau law enforcement programs, including self-governance tribes. On-site training is also provided.

Police and Detention: This field unit inspects and evaluates Bureau and tribal law enforcement and detention programs and provides comprehensive reports. A detention specialist assists with planning for new/renovated detention rehabilitation facilities. Staff also serve as instructors at the Indian Police Academy.

Fire Safety Coordination (\$154,000, FTE 1): These resources support the Bureau's structural fire protection program. The office provides the organizational leadership and coordination to ensure the Bureau's program is effectively integrated into areas of policy and budget formulation, implementation and review. Activities include the continued development of Bureau-wide technical and programmatic guidelines, and development of methodologies to implement structural fire protection programs.

Justification of Program and Performance

Activity: Central Office Operations
 Subactivity: Community Development

| Program Element | | 1996 Estimate To Date | Uncontrollable and One-Time Changes | Program Changes | 1997 Budget Request | Change From 1996 |
|----------------------|---------|-----------------------------|---|--------------------|---------------------------|------------------------|
| Housing Development | \$(000) | 155 | 0 | 0 | 155 | 0 |
| | FTE | 3 | 0 | 0 | 3 | 0 |
| Economic Development | \$(000) | 850 | 5 | 0 | 855 | 5 |
| | FTE | 7 | 0 | 0 | 7 | 0 |
| Total Requirements | \$(000) | 1,005 | 5 | 0 | 1,010 | 5 |
| | FTE | 10 | 0 | 0 | 10 | 0 |

Housing Development

FY 1996 Plans and Accomplishments (\$155,000; FTE 3): Program management staff provide direction to Bureau and tribal Housing Improvement Program (HIP) staff on the correct interpretation and implementation of program guidelines and regulations. The Bureau, using a field-tested HIP program review instrument, will evaluate three area offices in 1996. It is anticipated that three area offices will be reviewed each fiscal year. Field program reviews and A-123 Management Control Reviews will also be conducted to monitor proper program administration.

To ensure weaknesses found in a FY 1992 Alternative Management Control Review and an Office of Inspector General Audit of the Housing Improvement Program do not recur, the Bureau continues the following actions: issuance of 64 BIAM Bulletins strengthening procedures used in procurement, processing and payment actions; providing program administration and standardized application of eligibility requirements training; establishing project monitoring and inspection as high priorities for the field staff; and directing housing and contracting officers to comply with existing policies.

Economic Development

FY 1996 Plans and Accomplishments (\$850,000; FTE 7): The Office of Economic Development is the focal point for the Bureau's Indian economic development activities related to business development through: the loan guaranty program and management and technical assistance funding to tribes and their membership; and job placement and training including direct employment and adult vocational training. Program staff participate in broad national economic development initiatives such as regulatory reform, implementation of the Community Development Financial Institutions Program, and the Riegle Community Development and Regulatory Improvement Act of 1994 (*Public Law 103-325*). The staff develop economic strategies with other federal agencies such as the Departments of Agriculture, Housing and

Urban Development, and Treasury; and the Federal Deposit Insurance Corporation. The staff will collaborate with the Small Business Administration via a memorandum of understanding (MOU) for the establishment of tribal business information centers in reservation communities.

The staff also provide policy, regulatory and procedural guidance on the credit programs to the public, including Bureau area and agency staff, Indian tribes and their members, and participating lenders in the Bureau's loan guaranty program. Office staff will provide broad oversight to the area credit offices for the improved management, servicing and collection of direct loans, guaranteed loans, and technical assistance grants. The staff oversee the administration of the newly-established loan management accounting system. This system provides updated and timely loan portfolio information for use by the Bureau's credit staff and provides accurate accounting information on over 1,100 direct and guaranteed loans. All loan collections are processed through this system; and quarterly and annual reports required by the Treasury are now generated by this system. The staff also provide technical expertise for evaluating tribal self-sufficiency or economic development plans.

Program staff will continue to lead implementation of *Public Law 102-477*, the Integration of Employment, Training and Related Services Demonstration Act of 1992. This Act authorizes the consolidation of all federal formula-funded employment, training and related programs that tribes and tribal organizations contract with other federal agencies. The staff manage program direction, technical assistance to tribes in development of tribal plans, and monitor grants. Program direction and oversight over two other programs, the Adult Vocational Training and Direct Employment Programs are also provided. Staff also compile and publish the Indian Population and Labor Force Estimate Report.

Justification of Program and Performance

Activity: Central Office Operations
 Subactivity: Resources Management

| Program Element | | 1996 Estimate To Date | Uncontrollable and One-Time Changes | Program Changes | 1997 Budget Request | Change From 1996 |
|----------------------------|---------|-----------------------|-------------------------------------|-----------------|---------------------|------------------|
| Natural Resources, General | \$(000) | 395 | 2 | 0 | 397 | 2 |
| | FTE | 4 | 0 | 0 | 4 | 0 |
| Agriculture | \$(000) | 122 | 0 | 0 | 122 | 0 |
| | FTE | 1 | 0 | 0 | 1 | 0 |
| Forestry | \$(000) | 1,152 | 7 | 0 | 1,159 | 7 |
| | FTE | 8 | 0 | 0 | 8 | 0 |
| Water Resources | \$(000) | 346 | 2 | 0 | 348 | 2 |
| | FTE | 4 | 0 | 0 | 4 | 0 |
| Wildlife and Parks | \$(000) | 203 | 2 | 0 | 205 | 2 |
| | FTE | 2 | 0 | 0 | 2 | 0 |
| Minerals and Mining | \$(000) | 824 | 5 | 0 | 829 | 5 |
| | FTE | 8 | 0 | 0 | 8 | 0 |
| Endangered Species | \$(000) | 100 | 0 | 0 | 100 | 0 |
| | FTE | 1 | 0 | 0 | 1 | 0 |
| Total Requirements | \$(000) | 3,142 | 18 | 0 | 3,160 | 18 |
| | FTE | 28 | 0 | 0 | 28 | 0 |

Natural Resources, General

FY 1996 Plans and Accomplishments (\$395,000; FTE 4): These resources support a cooperative education program which provides career development in natural resource disciplines for 20 Native American students, and operate the Geographic Data Service Center (GDSC). The GDSC provides oversight and technical direction for the Indian Integrated Resources Information Program (IIRIP) that supplies the expert technical support to Indian tribes and Bureau offices in spatial data technologies.

Agriculture

FY 1996 Plans and Accomplishments (\$122,000; FTE 1): Staff support is provided to the Director, Office of Trust Responsibilities for technical assistance on policy issues related to agriculture and rangeland programs. Technical assistance and coordination is provided to Tribal Agriculture Councils and Boards, which disseminate information to tribes on agriculture-related matters through information bulletins and seminars.

Forestry

FY 1996 Plans and Accomplishments (\$1,152,000; FTE 7): These resources support the Bureau's forestry programs through development of policy, procedures, and performance of area-level reviews. Technical assistance is provided to tribes, area and agency offices, and Alaska Native Corporations in management planning, inventory and inventory analysis. Working relationships are maintained between the Bureau and other federal, state, industry, and private organizations on forestry issues. The Forester Intern/Coop Program will support four interns and 15 cooperative education students. A contract will be awarded to the Intertribal Timber Council to coordinate tribal participation in the implementation of the President's Forest Plan; conduct the annual national Indian timber symposium; develop and display an exhibit at the national convention of the Society of American Foresters, the American Indian Science and Engineering Society, and Minorities in Forestry and Natural Resources; and produce and distribute a quarterly newsletter and an annual report. Funds will also be used for Global Change Program Research Projects to investigate the responses of forest ecosystems to climate change and review forest-related data to identify climate changes.

Water Resources

FY 1996 Plans and Accomplishments (\$346,000; FTE 4): Support staff perform core functions related to the management, conservation, preservation, development, and protection of Indian water resources and related trust resources. These functions include program planning and budgeting; formulating program goals and objectives; conducting program reviews and evaluations; and coordinating program responsibilities among the area offices, agencies, tribes, and Indian organizations. The staff work with other federal and state government agencies on water rights and water resources issues; participate in national, regional, and state meetings pertaining to water rights; and assist in the overall management of federal trust responsibilities to Indian tribes and Alaskan Natives.

Wildlife and Parks

FY 1996 Plans and Accomplishments (\$203,000; FTE 2): Program management staff provide policy direction, oversight and technical assistance in the management, conservation and development of Indian fish, wildlife, gathering and outdoor recreation resources, and in the protection of related treaty hunting, fishing and gathering rights on-reservation and in treaty-ceded and usual and accustomed areas. Key support functions include establishing program priorities and procedures, coordinating resource management and rights protection issues among Bureau and tribal personnel, and providing liaison with federal and state fish and game agencies, and other decision-making bodies involved in resource management issues of interest and concern to tribes. Emphasis is placed on monitoring the policies and actions of others relative to their implications for Indian hunting, fishing and gathering rights, and the resources upon which the meaningful exercise of those rights depend.

Minerals and Mining

FY 1996 Plans and Accomplishments (\$824,000; FTE 8): Program management staff provides policy direction, oversight, and technical support for the development of energy and mineral

resources on Indian trust lands, including expert assistance and advice to tribes on Mineral Development Act negotiations and economic analysis of proposed agreements. Professional assistance involving technical, economic, and business matters is provided to tribes for development of their energy and mineral resources, including resource assessments, geologic studies, economic analysis and market studies, and promotion of this information to industry. Seismic data analysis and interpretation are used to identify prospective areas for new oil and gas development. Program staff work closely with tribes to attract the oil, gas, and mining industries to the potential for development of mineral resources on Indian trust lands.

In FY 1996, the 86 BIAM for Fluid and Solid Mineral Development will be completed and issued after 25 CFR 211 and 212 have been published in the Federal Register. Work will continue on finalizing and publishing 25 CFR 216 and other applicable 25 CFR regulations. Regulations promulgated by other federal agencies will continue to be reviewed to assess the impact on development of land resources and development of geotechnical data bases which aid tribes in their analyses of mineral data, exploration permits, and lease documents.

Endangered Species

FY 1996 Plans and Accomplishments (\$100,000; FTE 1): These funds will be used to coordinate programs involving more than 50 threatened and endangered species of fish and wildlife that inhabit more than 100 reservations nationwide, and which affect the exercise of certain off-reservation hunting and fishing rights. Activities include clarifying the legal application of the Endangered Species Act (*Public Law 93-205*) on tribes and tribal lands and to define federal agency and tribal roles in addressing shared trust responsibilities related to endangered species.

Justification of Program and Performance

Activity: Central Office Operations
 Subactivity: Trust Services

| Program Element | | 1996 Estimate To Date | Uncontroll- able and One-Time Changes | Program Changes | 1997 Budget Request | Change From 1996 |
|------------------------------------|---------|-----------------------------|--|--------------------|---------------------------|------------------------|
| Trust Services, General | \$(000) | 230 | 2 | 0 | 232 | 2 |
| | FTE | 2 | 0 | 0 | 2 | 0 |
| All Other Indian Rights Protection | \$(000) | 185 | 5 | 0 | 190 | 5 |
| | FTE | 2 | 0 | 0 | 2 | 0 |
| Environmental Quality Services | \$(000) | 248 | 2 | 0 | 250 | 2 |
| | FTE | 3 | 0 | 0 | 3 | 0 |
| Real Estate Service | \$(000) | 910 | 9 | 0 | 919 | 9 |
| | FTE | 12 | 0 | 0 | 12 | 0 |
| Land Records Improvement | \$(000) | 1,819 | 2 | 2,500 | 4,321 | 2,502 |
| | FTE | 4 | 0 | 0 | 4 | 0 |
| Total Requirements | \$(000) | 3,392 | 20 | 2,500 | 5,912 | 2,520 |
| | FTE | 23 | 0 | 0 | 23 | 0 |

Trust Services, General

FY 1996 Plans and Accomplishments (\$230,000; FTE 2): The Director, Office of Trust Responsibilities provides support to the Deputy Commissioner of Indian Affairs in the development of policy and management of Bureau programs associated with the enhancement and protection of Indian trust resources. The areas of program responsibility include water resources, agriculture, range, energy and minerals, forestry, fish, wildlife and recreation resources, real property management, road maintenance and construction, irrigation and power systems, environmental quality, and Indian rights protection.

All Other Indian Rights Protection

FY 1996 Plans and Accomplishments (\$185,000; FTE 2): The staff provide technical support to the Director in multi-disciplines such as internal controls, quality improvement activities through evaluation, organizational development, advisory services, oversight and evaluation of rights protection programs, including recommendations in the allocation of funds to trust services and resource management programs.

Environmental Quality Services

FY 1996 Plans and Accomplishments (\$248,000; FTE 3): Program staff develop policy, perform oversight, monitor and evaluate the Bureauwide environmental, archeological, and waste management programs, and the Federal Facility Compliance Program for Bureau owned or

operated facilities; provide guidance and assistance in solving problems associated with preparation of Environmental Impact Statements (EIS); prepare and review Federal Register notices; provide coordination with other bureaus and federal agencies; and review Environmental Assessments.

Minerals, forestry, water and land resources, and real estate programs require the preparation and review of environmental impact statements and assessments, including EIS documents prepared by other federal agencies. Funds supporting those studies are provided in the respective programs.

Real Estate Services

FY 1996 Plans and Accomplishments (\$910,000; FTE 12): Program staff formulate Real Estate Services policy; perform oversight review and evaluation of area-wide real estate functions; administer appeals; perform title research required at the national level; implement training initiatives; issue directives for implementation of new legislation; and establish and review regulations governing the operation of the Bureau's Real Estate Services Program.

Land Records Improvement

FY 1996 Plans and Accomplishments (\$1,819,000; FTE 4): The Land Records Improvement program provides direct support for land title and ownership completion and automation for the Land Titles and Records program and offices. The Land Records Improvement program staff are responsible for completing and automating the highly manual and time intensive federal and Bureau mission critical title recording, title and ownership certification, and title mapping processes. Together with the Land Titles and Records program, the Land Records Improvement program performs all final federal title and ownership determinations and certifications for federal Indian trust and restricted lands. These final federal title determinations and certifications are a legal requirements and conditions precedent for all conveyances (including probates and deeds), encumbrances (including mortgages, surface and mineral leases, timber and resource contracts, and rights-of-way), and for all distributions of trust income and funds. The business functions and processes of the Land Records Improvement program, together with those of the Land Titles and Records program, are the foundation of the federal and trust responsibilities owed by the Federal Government to Indian tribes and individuals. The Land Records Improvement Program serves the legal title needs and requirements of Federal and State Governments, private business and financial entities, and Indian individuals and tribal governments.

The mission of the Land Records Improvement program, and of the Land Titles and Records program, is to provide accurate and timely certified federal title and ownership services to and for the protection of the programs' clients, and to establish a program and systems environment that provides, supports, and promotes open access to land, title and ownership records and data, subject only to the restrictions of federal law and policy. Consistent with its mission, the Land Records Improvement program has the following strategic goals:

- To establish, provide and maintain accurate and timely title and ownership for all federal Indian trust and restricted lands.

- To establish, provide and maintain open land title data systems, with particular attention to and integration with the programs internal and external clients and their data systems, for land, title and ownership data and data sharing, consistent with federal law and policy.
- To develop, manage, operate and promote efficient, cost-effective and accountable federal Indian title and records programs for the performance and delivery of accurate and timely title services and products to the programs clients.

These strategic goals are supported by the following performance goals:

- To eliminate all title product, service and business process backlogs by the end of FY 1998;
- To increase the measured performance and production of all title product, service and business processes, by 20 percent by FY 1998.

These performance goals are supported by performance strategies and directly relate to the program's achievement of its strategic goals. The performance strategies are further supported by the program's performance measures:

Title Performance Measure Table

| Performance Measures: LTR-LRI Title Business Processes | Identified Performance Units | FY 1995 Output Measure: Performance Units | Performance Indicator: Average Time Per Unit (Hr:Min:Sec) | Performance Cost: Average Salary Cost Per Unit | FY1995 Summary Performance Cost |
|--|------------------------------------|---|---|--|---------------------------------|
| Record Title Document | Federal Recorded Title Document | 33,008 | 00:41:45 | 14.96 | 493,800 |
| Manage Title Document | Certified Image of Title Document | 35,747 | 00:25:48 | 9.39 | 335,664 |
| Determine & Certify Land Title | Certified Land Title Determination | 9,451 | 06:48:35 | 440.07 | 4,159,102 |
| Modify Probate Document | Modified Probate Document | 1,053 | 03:58:07 | 256.48 | 270,073 |
| Certify Title Status Map | Certified-Modified Map Product | 5,405 | 10:25:00 | 153.63 | 830,370 |
| Performance Output & Cost Totals | | | | | 6,089,009 |

The above table states the key performance measures and does not include data for all of the performance measures (LTR-LRI business processes) of the Land Records Improvement program and Land Titles and Records program. The table provides basic performance, but does not include data for the title products and services that could not be performed. Some of the FY 1995 title backlogs are reported in the table below:

Title Performance and Product Backlog Table

| Land Title & Records | Title Status Reports | Recording | Images | Title Maps |
|----------------------|----------------------|-----------|---------|------------|
| Beginning of FY 1996 | 4,230 | 20,658 | 23,914 | 28,773 |
| New as of 2/96 | 2,741 | 12,856 | 24,309 | 3,744 |
| Total as of 2/96 | 6,971 | 33,514 | 48,223 | 32,517 |
| Completed as of 2/96 | -3,654 | -10,879 | -26,763 | -20,146 |
| Backlog as of 2/96 | 3,317 | 22,635 | 21,460 | 12,371 |

The reduction in the Title Status Report backlog resulted from cancellation of requested Title Status Reports because the reports could not be provided in a timely manner and requesting the Reports (e.g., mortgaging, leasing, conveying, etc.) had past due or was canceled. However, based on historical cost analysis the program anticipates that at present funding levels title backlogs will continue to increase by a rate of about 17 percent per year.

Beginning in FY 1994, the Land Records Improvement program implemented the Land Records Management Project (LRMP) as a performance strategy which supports all of the programs strategic goals. The LRMP consists of 3 phases as summarized below:

- Phase 1 This Phase involves tasks designed to make current status title, ownership, and encumbrance data available and accessible in a distributed processing system environment directly and on-line by the LTR-LRI programs for Bureau field offices and other Bureau, federal and state programs, data systems, and clients which require access to land records to perform their functions.
- Phase 2 This Phase involves the tasks for the design, development, and implementation of new distributed processing systems which automate the existing computation and time-intensive manual processes required for land title and records adjudication, certification, and management (e.g., chain-of-title and ownership processing, document-image management and retrieval, and title status mapping and cartography), and to establish the programmatic staffing and infrastructure for the management and administration of LTR-LRI distributed processing systems.
- Phase 3 This Phase involves tasks designed to acquire outstanding data required for the completion of mission critical land title and records databases, including document-image, ownership, base mapping, and cartographic data.

In FY 1996, the program will continue the tasks begun in FY 1995 as part of Phase 1: the implementation of new modules for the existing LRIS (e.g., front-end, recordation, and owner identification modules); the design, development, and alpha-testing of the LRIS-2 distributed processing system; the acquisition of the hardware and database software to create the distributed processing application development environment (this hardware and software are used to create the LRIS-2 and other LRMP application software and are not for LTR field office use); development, completion, and alpha- and beta-testing of LRIS-2 and the Land Title Mapping System (LTMS); and execution of the LRI distributed processing software development contract,

which provided a substantial portion of the software development for the LRIS-2 tasks.

The FY 1996 funds are being used to implement the LRIS-2 application and other distributed processing system components as part of Phase 1 of the Land Records Management Project (LRMP) and to begin Phase 2 of the LRMP. The LRMP is designed to automate existing computation and time intensive manual processes required for land title and records adjudication, certification, and management, and to resolve the declared material weaknesses in the Land Titles and Records (LTR) and Land Records Improvement (LRI) Programs. These include the improper storage, handling, and processing of vital federal land title and ownership data. Automation of the records management function and updating of policy and procedures will correct the material weaknesses.

Justification of Program Changes

| Program Element | | 1997 Budget Request | Program Changes (+/-) |
|--------------------------|---------|------------------------------------|--------------------------------------|
| Land Records Improvement | \$(000) | 4,321 | +2,500 |

Land Records Improvement (+\$2,500,000): In FY 1996, the LRI program will implement Phase 1 of the LRMP, with the deployment of the Land Records Information System-II (LRIS-2) distributed processing data system and establish the program staff and infrastructure for the management of LTR-LRI distributed processing systems. Also, the Land Records History and Imaging System (LHIS) will begin development. The LHIS will include the following integrated distributed processing data systems: the Title Abstract and Chaining System (TACS), the Trust Asset Management System (TAMS), the Title Document Imaging System (TDIS), and the Land Title Mapping System (LTMS). Detailed tasks to be completed in FY 1996 and the increments included in the requested increase for 1997 consist of the following:

| LRMP Task Category | FY 1996 (\$000) | FY 1997 Change (\$000) | FY 1997 Request (\$000) |
|-------------------------------------|--------------------|---------------------------|----------------------------|
| Project Plan & Management | 75 | 30 | 105 |
| TACS Database & Systems Devel. | 0 | 420 | 420 |
| TACS Data Conversion-Reconcile | 0 | 300 | 300 |
| TDIS Database & Systems Devel. | 0 | 225 | 225 |
| TDIS Data Conversion | 0 | 175 | 175 |
| LTMS Database & Systems Devel. | 300 | (150) | 150 |
| LTMS Data Acquisition | 250 | 50 | 300 |
| LRIS-2 Database & Systems Devel. | 348 | (175) | 173 |
| TAMS Database & Systems Devel. | 160 | 250 | 410 |
| LRIS-TAMS Data Conversion-Reconcile | 50 | 100 | 150 |
| Workstations & Std. Software | 75 | 375 | 450 |
| Data Servers | 80 | 240 | 320 |
| Image Servers | 0 | 110 | 110 |
| RDBMS & CASE-Utilities | 60 | 100 | 160 |
| Documentation & Training | 50 | 50 | 100 |
| Program & Project Staff | 271 | 140 | 413 |
| LTR Network & Data Administration | 0 | 210 | 210 |
| Telecommunication | 100 | 50 | 150 |
| Totals | 1,819 | 2,500 | 4,321 |

The funding increase is required to implement Phase 1 and continue the beginning of Phase 2 of the LRMP. The increase consists of hardware and database software acquisition, application development, and distributed processing and network administration staffing and services. The change is necessary to deploy the LRIS-2 distributed processing application and to develop the integrated Land Records History and Imaging System Phase 2 data systems. The successful completion of the LRMP is necessary to move federal Indian land records into an automated environment that is consistent with the Bureau's and program's strategic plans, and with the automation projects of the Bureau of Land Management and other bureaus involved in the determination, certification and administration of federal land records.

Justification of Program and Performance

Activity: Central Office Operations
 Subactivity: General Administration

| Program Element | | 1996 Estimate To Date | Uncontrollable and One-Time Changes | Program Changes | 1997 Budget Request | Change From 1996 |
|------------------------------------|---------|-----------------------|-------------------------------------|-----------------|---------------------|------------------|
| Assistant Secretary Support | \$(000) | 2,963 | 0 | 830 | 3,793 | 830 |
| Executive Direction & EEO | \$(000) | 3,423 | 9 | 0 | 3,432 | 9 |
| | FTE | 25 | 0 | 0 | 25 | 0 |
| Administrative Services | \$(000) | 16,564 | -1,908 | 0 | 14,656 | -1,908 |
| | FTE | 192 | -34 | 0 | 158 | -34 |
| Safety Program Management | \$(000) | 600 | 4 | 0 | 604 | 4 |
| | FTE | 7 | 0 | 0 | 7 | 0 |
| Automated Data Processing Services | \$(000) | 10,078 | 49 | 0 | 10,127 | 49 |
| | FTE | 76 | 0 | 0 | 76 | 0 |
| Education Program Management | \$(000) | 2,112 | 2,432 | 0 | 4,544 | 2,432 |
| | FTE | 22 | 36 | 0 | 58 | 36 |
| Indian Gaming | \$(000) | 715 | 7 | 0 | 722 | 7 |
| | FTE | 9 | 0 | 0 | 9 | 0 |
| Total Requirements | \$(000) | 36,455 | 593 | 830 | 37,878 | 1,423 |
| | FTE | 331 | 2 | 0 | 333 | 2 |

During fiscal year 1996, the Office of Special Trustee (OST) received administrative support from the Bureau, including information resources management and ADP, financial management, procurement, and personnel services. The Bureau also funded the overhead costs of the OST, including GSA rent, postage, unemployment compensation, workers compensation, FFS, FTS 2000, PAY/PERS, and the per capita buy out charge. In the 1996 Conference Report, the Appropriation Committees instructed the Department to include administrative and overhead expenses in the 1997 OST budget. Due to the length of employee furloughs and the delay in resolving the the 1996 Budget (including the allocation of the Bureau general reductions), the work necessary to allocate these costs between the Bureau and OST could not be completed in time for submission of the 1997 President's Budget. Accordingly, the Bureau's FY 1997 request includes general administration and pooled overhead funding to support the OST. The analysis and proposed allocation of these costs should be completed in the summer and will be forwarded to the Interior Appropriations Subcommittee.

Assistant Secretary Support

| Program Subelement | | 1996 Estimate To Date | Uncontroll- able and One-Time Changes | Program Changes | 1997 Budget Request | Change From 1996 |
|---------------------------|---------|-----------------------------|--|--------------------|---------------------------|------------------------|
| American Indian Trust | \$(000) | 795 | 0 | 0 | 795 | 0 |
| Office of Self-Governance | \$(000) | 847 | 0 | 830 | 1,677 | 830 |
| Audit and Evaluation | \$(000) | 1,321 | 0 | 0 | 1,321 | 0 |
| Total Requirements | \$(000) | 2,963 | 0 | 830 | 3,793 | 830 |

FY 1996 Plans and Accomplishments (\$2,963,000):

American Indian Trust (\$795,000):

Objective: To develop processes and procedures that ensure programs, projects, and other activities of Interior Department components are consistent with the federal American Indian trust responsibility.

The Office of American Indian Trust is responsible for ensuring that the Secretary's Indian trust responsibilities are performed in accordance with the laws and policies of the United States. These responsibilities include conducting annual reviews of trust functions assumed by tribes and tribal organizations under the Tribal Self-Governance Act of 1994. The Office prepares and monitors Departmental trust protection standards, guidelines and decisions affecting American Indian trust resources and treaty rights. It also provides technical assistance and training to other Interior bureaus and offices in matters relating to the federal Indian trust responsibility including negotiations with American Indian tribal governments and other parties regarding trust claims or issues.

During FY 1996, the Office will complete 29 trust evaluations utilizing a comprehensive review process proposed in draft rulemaking for the Tribal Self-Governance Act of 1994 and continue to participate in the negotiated rulemaking to implement the Act. The Office plans to issue another video for distribution throughout the DOI dealing with the Federal trust responsibility and the government-to-government relationship in furtherance of the Executive Memorandum of April 29, 1994, entitled, "Government-to-Government Relations With Native American Tribal Governments"; and publish and distribute the trust resource protection policies and procedures of the DOI to emphasize the trust responsibility of all bureaus and offices within the DOI. Staff will participate on the Secretary's Science Board Working Group; continue to facilitate activities associated with the approval by the Secretary and submission to Congress of an economic development plan required by The Coquille Restoration Act; and assist the BIA and Department in the resolution of potential emergency wildland fire issues associated with tribal assumption of the wildland fire program under self-governance compacts. The Office will also continue to assist other Federal agencies with guidance and information on Indian policy, trust responsibility, and the government-to-government relationship.

These activities are summarized in the following table, along with the FY 1997 estimates:

| | FY 1996 | FY 1997 (Estimate) |
|---|---------|-----------------------|
| Number of Annual Trust Evaluations | 29 | 53 |
| Number of Training/Outreach Sessions | 95 | 132 |
| Number of DOI Referrals | 260 | 280 |
| Number of Special Projects | 19 | 25 |
| Number of Inventories/Interactive Reviews | | 5 |

Office of Self-Governance (\$847,000):

Objectives:

- To select tribes to participate in tribal self-governance, and award their planning and negotiation grants.
- To negotiate annual self-governance agreements with participating tribes and up to 20 additional tribes each year.
- To facilitate negotiations for non-BIA programs, services, functions or activities that are otherwise available to be operated under self-governance agreements, or that have a special geographic, historical or cultural connection to a self-governance tribe.

In 1996, program staff are managing 53 self-governance agreements covering 180, or about 30 percent of the federally-recognized tribes and Alaska native villages. The 145 agreements in Alaska account for 65 percent of the federally-recognized native villages.

The staff provide financial management, budgeting, accounting and contracting services associated with the reprogramming and transfer of more than \$150 million from Bureau programs allocated to self-governance tribes. This total will increase when funds from the Department of Transportation and additional manpower training funds under the Integration of Employment, Training, and Related Services Demonstration Act (Public Law 102-477) are received.

The staff will continue to participate in the Joint Tribal/Federal Self-Governance Negotiated Rule Making Committee, focusing on the BIA portion of that rule making effort.

Office of Audit and Evaluation (\$1,321,000): Tribes and tribal organizations that receive federal financial assistance are required to have an annual, independent audit to assure that funds have been managed in compliance with appropriate laws and regulations. The Bureau receives about 400 external audits each year submitted through the Department's Office of Inspector General (OIG). The OIG and the General Accounting Office (GAO) also conduct internal audit reviews and evaluations of BIA programs. The Office of Audit and Evaluation, with staff located in Washington, DC and a Denver field office, provides expert advice and technical

assistance to the Assistant Secretary - Indian Affairs, Bureau program managers and tribal recipients in resolving audit issues to improve fiscal integrity, financial management controls, and program performance.

| Workload and Performance Indicators: | FY 1993 | FY 1994 | FY 1995 |
|--|-------------|-------------|-----------|
| Total Number of Audits Issued by OIG and GAO | 477 | 423 | 437 |
| External Audits: | | | |
| Number of open audits at start-of-year. | * | * | 267 |
| Number issued during the year. | 463 | 412 | 429 |
| Number closed during the year. | * | * | 578 |
| Number of overdue audits at end-of-year. | 98 | 91 | 9 |
| Audits with disallowed costs: | | | |
| Amount recovered during the year. | \$181,607 | \$186,453 | \$709,476 |
| Number with BIA decision pending over one year. | 30 | 16 | 8 |
| | \$2,009,337 | \$1,989,398 | \$464,342 |
| Internal Audits: | | | |
| Number of open audits at start-of-year. | * | 17 | 17 |
| Number issued during the year. | 14 | 11 | 8 |
| Number closed during the year. | * | 11 | 18 |
| Number of Material Weaknesses Tracked by the Department | 16 | 11 | 7 |
| Congressional Report Directives: | | | |
| Number of reports outstanding from prior years. | * | 5 | 7 |
| Number of additional reports requested by the House and Senate appropriations subcommittees. | * | 19 | 8 |
| Number completed during the year. | * | 17 | 15 |

[Note: Asterisk indicates data is not available.]

During FY 1995, the Office of Audit and Evaluation conducted training for 505 BIA and tribal personnel on audit requirements and procedures to reduce the large backlog of unresolved audit issues. As a result, 578 external audits received in prior years and during the current year were closed, repayments to the government increased nearly fourfold over the previous years, and the number of overdue audits declined significantly. Continued training will further help tribal government and school officials to implement corrective actions, meet accepted accounting standards, and improve their fiscal accountability. In FY 1996, the Office also plans to initiate training for Bureau and tribal school officials in budget planning and execution to complement the audit resolution course.

During FY 1996, the Office will continue to assist the BIA and the Department in responding to congressional requests for special reports and information, completing the annual financial management reporting requirements of the Chief Financial Officers Act, addressing strategic planning and program performance measurement requirements of the Government Performance and Results Act, and implementing management accountability and control procedures consistent with revised OMB Circular A-123 guidelines. The Office will also assist the Bureau in addressing a backlog of 289 hotline complaints received by the OIG prior to FY 1996, and in timely processing of current referrals.

Executive Direction

| Program Subelement | | 1996 Estimate To Date | Uncontroll- able and One-Time Changes | Program Changes | 1997 Budget Request | Change From 1996 |
|---------------------------------------|---------|-----------------------------|--|--------------------|---------------------------|------------------------|
| Deputy Commissioner - Indian Affairs | \$(000) | 2,112 | 6 | 0 | 2,118 | 6 |
| | FTE | 10 | 0 | 0 | 10 | 0 |
| Congressional and Legislative Affairs | \$(000) | 204 | 1 | 0 | 205 | 1 |
| | FTE | 2 | 0 | 0 | 2 | 0 |
| Public Information Staff | \$(000) | 190 | 1 | 0 | 191 | 1 |
| | FTE | 3 | 0 | 0 | 3 | 0 |
| Executive Secretariat Staff | \$(000) | 125 | 1 | 0 | 126 | 1 |
| | FTE | 3 | 0 | 0 | 3 | 0 |
| Emergency Management Improvement | \$(000) | 400 | 0 | 0 | 400 | 0 |
| Equal Employment Opportunity | \$(000) | 392 | 0 | 0 | 392 | 0 |
| | FTE | 7 | 0 | 0 | 7 | 0 |
| Total Requirements | \$(000) | 3,423 | 9 | 0 | 3,432 | 9 |
| | FTE | 25 | 0 | 0 | 25 | 0 |

FY 1996 Plans and Accomplishments (\$3,423,000; FTE 25):

Office of the Deputy Commissioner - Indian Affairs (\$2,112,000; FTE 10): This staff provide organizational leadership and coordination to ensure that all programs are effectively integrated in areas of policy formulation and review, tribal consultation, public relations, representation of the Bureau to other governmental agencies and private sector organizations, and the overall management of assigned resources. The Deputy Commissioner provides direction to the non-education portions of the Bureau; advises the Assistant Secretary - Indian Affairs on matters regarding mission, program, functional, and managerial policy matters; executes all non-education policies; reviews and evaluates the achievements of the headquarters and area offices; and coordinates the activities of the Bureau within the Department of the Interior and of other federal agencies to avoid duplication of effort.

Congressional and Legislative Affairs (\$204,000; FTE 2): Staff coordinate the legislative planning and congressional relations activities of the Bureau with the Congress, the Department and the public at large. Legislative research and staff assistance are provided to program offices in planning, developing, and drafting legislation. The staff review and circulate for comment draft bills, legislative reports, and witness statements submitted by other agencies to determine potential impacts on Bureau programs or tribes.

House Report 104-173 included an expectation that administrative positions, especially those involving Congressional and public affairs work, would be reduced. The following table reflects the funding and staffing changes in this program:

Congressional and Legislative Affairs Funding and Staffing

| Location | 1995 Actual | | 1996 Estimate | | 1997 Estimate | |
|---------------------|-------------|-----|---------------|-----|---------------|-----|
| | \$(000) | FTE | \$(000) | FTE | \$(000) | FTE |
| Central Office East | 301 | 5 | 204 | 2 | 204 | 2 |

Public Information Staff (\$190,000; FTE 3): The staff maintain liaison with the U.S. and foreign media and the public, provide customer service, publications, general information, and other materials concerning federally-recognized Indian tribes and activities of the Bureau, provide expert advice to the Assistant Secretary and other officials of the Bureau, and coordinate public affairs activities with the Departmental Office of Communications.

House Report 104-173 included an expectation that administrative positions, especially those involving Congressional and public affairs work, would be reduced. The following table reflects the funding and staffing changes in this program:

Public Affairs Funding and Staffing

| Location | 1995 Actual | | 1996 Estimate | | 1997 Estimate | |
|---------------------|-------------|-----|---------------|-----|---------------|-----|
| | \$(000) | FTE | \$(000) | FTE | \$(000) | FTE |
| Central Office East | 311 | 5 | 190 | 3 | 190 | 2 |

In FY 1996, the staff briefed U.S. and foreign journalists and officials concerning the Bureau's operations and the federal government-to-government relationship with the tribes; coordinated information within the Department, the Bureau, and numerous federal agencies concerning activities conducted during National American Indian Heritage Month, which is marked each November with a Presidential proclamation. The staff also assist other federal, state, and local agencies in understanding aspects of the government-to-government relationship between the United States and the approximately 556 federally-recognized tribes.

Executive Secretariat Staff (\$125,000; FTE 3): The staff develop and coordinate Bureau documents requiring review, action, or signature by the Assistant Secretary or the Deputy Commissioner. The staff serve as the Bureau focal point for actions concerning information requested under the Freedom of Information Act (FOIA) or the Privacy Act (PA).

House Report 104-173 also included the expectation that agencies reduce levels of review and management in order to cover the costs associated with pay raises and inflation. The Committee directed that each agency ensure that administrative practices that consume a large amount of staff time are eliminated or greatly reduced and the resulting savings are reflected in the reduction of staff and in budget reductions. The 1996 Conference funding level for Central Office Operations resulted in a significant reduction-in-force (RIF) and caused changes in administrative functions including managerial review of correspondence. The Executive Secretariat staff was responsible for control of correspondence from tribal leaders, Indian organizations, members of Congress, Freedom of Information Act/Privacy Act requests, and Departmentally-controlled correspondence. Correspondence from tribal leaders and Indian organizations, the largest volume of correspondence received, has been delegated to program

directors for response. This change results from the RIF but also follows the House direction to reduce layers of managerial review. Additional changes in functions that are administrative in nature are anticipated as the Bureau makes adjustments following the RIF.

Emergency Internal Management Improvement (\$400): The funds support remedial measures to address material weaknesses in order to improve the integrity of daily operations and program delivery. The ability to draw upon these resources reduces the need to detail existing personnel from their daily responsibilities or to assign collateral duties to current staff to devise and implement interim mitigation measures. In the past, this has been the only option available to the Bureau, and the constant switching of these key personnel is disruptive to daily operations, leads to delays in fulfilling ongoing responsibilities and in the implementation of remedial actions.

Based on General Accounting Office, Inspector General and Internal Control Reviews, the Office of Management and Budget has identified numerous Bureau programs as high risk areas for fraud, waste, and abuse. The Department of the Interior in its December, 1993, report under the Federal Managers' Financial Integrity Act identified "the existence of significant financial, environmental and safety related material weaknesses within the Bureau of Indian Affairs." At that time, the Bureau was responsible for 16 of the Department's 36 major outstanding management control deficiencies.

In September 1995, there were eight material weaknesses being tracked for Indian Affairs. The following seven material weaknesses are scheduled to be addressed in FY 1996: personal property management, records management, debt collection, real property management, and acquisition management. The Housing Improvement Program (HIP) has been selected as a reinvention laboratory under the National Performance Review. The Trust Funds Management Program has been transferred to the Office of Special Trustee and will no longer be included in the Bureau's report.

Equal Employment Opportunity (\$392,000; FTE 7): This staff develop plans, procedures, and regulations to promote equal opportunity without regard to race, color, religion, sex, national origin, or physical or mental handicap in all Bureau organizational locations and occupations; monitor the application of the Indian preference policy in all phases of the personnel process; coordinate special emphasis programs, such as the Federal Women's Program and Hispanic Employment Program; develop and implement the affirmative action program plan for the recruitment, employment, and upgrading of minorities and women; assure timely processing, investigation, and resolution of complaints of discrimination; provide manager and supervisor EEO training; and monitor the effectiveness of the EEO program.

| Workload: | FY 1994 | FY 1995 | FY 1996 |
|---|---------|---------|---------|
| Complaints on hand at beginning of year | 73 | 83 | 119 |
| Individuals counseled | 405 | 392 | 389 |
| Informal resolution success rate | 80% | 73% | 80% |
| New formal complaints filed | 81 | 106 | 72 |
| Formal complaints closed | 71 | 74 | 61 |
| Complaints on hand at end of year | 83 | 115 | 135 |

Major accomplishments and activities planned for FY 1997 include: Franchising of formal EEO complaint processing; Office move from Arlington, Virginia to Washington, DC; Delegation of authority from DOI for Federal Financial Assistance programs Civil Rights Monitoring; and assuming funding responsibility for BIA share of special emphasis observances and alternate EEO cases.

Administrative Services

| Program Subelement | | 1996 Estimate To Date | Uncontrollable and One-Time Changes | Program Changes | 1997 Budget Request | Change From 1996 |
|---------------------------------|---------|-----------------------|-------------------------------------|-----------------|---------------------|------------------|
| Administration | \$(000) | 4,830 | 14 | 0 | 4,844 | 14 |
| | FTE | 32 | 0 | 0 | 32 | 0 |
| Financial Management | \$(000) | 8,234 | 69 | 0 | 8,303 | 69 |
| | FTE | 113 | 0 | 0 | 113 | 0 |
| Personnel Services | \$(000) | 0 | 1,509 | | 1,509 | 1,509 |
| | FTE | 0 | 13 | 0 | 13 | 13 |
| Construction Program Management | \$(000) | 3,500 | -3,500 | 0 | 0 | -3,500 |
| | FTE | 47 | -47 | 0 | 0 | -47 |
| Total Requirements | \$(000) | 16,564 | -1,908 | 0 | 14,656 | -1,908 |
| | FTE | 192 | -34 | 0 | 158 | -34 |

FY 1996 Plans and Accomplishments (\$16,564,000; FTE 192):

Administration (\$4,830,000; FTE 32):

Management and Administration (\$3,153,000; FTE 7): This office supports the oversight and coordination of administrative and support organizations, activities, and functions which cross program directorates and other organizational lines. The staff ensure the implementation of the management functions of planning, organizing, staffing, coordinating, controlling, and directing all activities within the offices of Management and Administration, Information Resources Management, Financial Management, and Facilities Management. The staff also coordinate the development and issuance of internal Bureau policies, regulations,

procedures, standards, and systems required to effectively and efficiently manage programs and support systems; and provide technical oversight of administrative functions.

The office also coordinates and directs administrative management reviews to meet regulatory/legislative requirements. These reviews are performed primarily by Central Office staff who conduct evaluations of all major administrative functions including accounting, budgeting, financial management, personnel management, property management, and procurement/contracting. The reviews identify specific program weaknesses; analyze operations to ensure compliance with all applicable laws, regulations, directives and policy; propose corrective actions to overcome the weaknesses; and provide follow-up reviews to ensure implementation of the corrective measures. The evaluations are often able to pinpoint problem areas prior to formal audits, identify trends, and provide Bureau management with detailed overviews of field operations. These reviews, which are performed on a three year cycle, are also used to meet the requirements of OMB Circular A-123 and the Federal Managers Financial Integrity Act of 1982.

The Bureau plans during FY 1996 to consolidate most Central Office administrative operations into an Administrative Services Center (ASC) in Albuquerque, New Mexico. This plan would place Central Office administrative operations in Albuquerque under one directorate as recommended by the Joint Tribal BIA Reorganization Task Force. This effort was initiated in May 1995 as a result of a proposed reduction in Central Office operations funding for FY 1996 due to tribal shares. The proposed funding reduction was over taken by an actual reduction in the FY 1996 Conference funding level.

Varying levels of funding in Continuing Resolutions for FY 1996 and conducting a reduction-in-force has slowed the process of submitting a formal reprogramming request to Congress for the establishment of the ASC. However, the Bureau expects to have the ASC fully operational by October 1, 1996, assuming a final appropriation or full-year continuing resolution for the Bureau is passed by May 1, 1996.

The Director for Management and Administration and a small staff will remain in Washington, D.C. to coordinate national policy on administration, oversee budget and Congressional liaison activities, and provide administrative services to the immediate D.C. metropolitan area.

Contracting and Grants Administration (\$1,002,000; FTE 15): The staff provide policy and systems development, internal and administrative control reviews of the acquisition and grant procedures, and direct operational services to the Assistant Secretary, Central Office directorates, and the Indian Arts and Crafts Board. The staff oversee procurement work force training and implementation of corrective actions for the Bureau's material weaknesses identified in procurement as mandated by OMB Circular A-123. The staff provide Bureau-wide policy, planning, and oversight for the acquisition of goods, services and products; financial assistance to tribal organizations (grants); and initiate cooperative agreements between the Bureau and other governmental entities for providing services such as the Department's Electronic Acquisition System (IDEAS). These functions and responsibilities impact tribal/Alaska Native governing bodies and their constituents located throughout the United States.

In light of the reduction-in-force, the Bureau's Corrective Action Plan in response to the acquisition material weakness, and the proposed realignment of the Division of Contracting and

Grants Administration and the Division of Property Management, the small purchases function is targeted to be transferred permanently under the Division of Contracting and Grants Administration.

Major accomplishments and activities in FY 1996 include:

- Completed the implementation of the I.M.P.A.C. government credit card program Bureau-wide.
- Conducted on-site technical assistance visits and acquisition management reviews and continuing with the update process of its internal manual system for procurement.
- Delegated responsibility for application processing and tracking to the field office level.
- In support of the IDEAS project provided funds to allow our field offices to update/upgrade their current hardware/software capabilities.
- Served on the Acquisition Regulation Rewrite Team to update and eliminate redundant and duplicative language in the Department of the Interior Acquisition Regulations; served as a team member during the development stage of the Bureau's Reinvention Lab group to re-engineer the P.L. 93-638 contract process.
- Negotiated and awarded 37 national contracts to provide architect and engineering services throughout the Bureau.
- Assisted small Indian businesses in obtaining contracts/awards from the Bureau and other government agencies.

Property Management (\$675,000; FTE 10): The staff provide policy, systems planning, analysis, formulation and development; conduct internal and administrative control reviews of the Bureau's real and personal property management programs; provide technical assistance, training, and liaison for all Bureau-owned and leased real and personal property assets which include quarters, mail, space, inventory, energy, museum property, and motor vehicles, direct leasing, printing and publications, and reprographics. The staff implement Bureau-wide policies and procedures related to these functions by incorporating federal and departmental policies and procedures promulgated by federal regulatory agencies. The staff focus on the management, accountability and coordination of the disposal of real and personal property assets. They ensure compliance with environmental and historical preservation regulations before conveyances or transfers of real property are completed, and coordinate with the Department of Defense, General Services Administration, the Indian Health Service, other Departmental bureaus, central office directorates, and tribes in developing the Bureau's policy and guidelines for acquiring excess and/or surplus real property pursuant to the Federal Property and Administrative Services Act, the Indian Self-Determination Act, and the Base Closure and Realignment Act. The staff provide day-to-day office and property management support to central office entities located in Washington, D.C.

In FY 1996, the Division staff will provide oversight in space consolidation Bureau-wide following the reduction-in-force. Also during FY 1996, the staff will continue test design

enhancements to the Fixed Asset Subsystem and provide user training. The need to strengthen the accountability, management, control and protection of artwork, artifacts and other museum properties which constitute an important resource managed by the Bureau continues. Specifically, the Bureau must continue to provide improved guidance and oversight to better ensure preservation of these important assets. This deficiency was again designated a Departmental Weakness December 1995, in the Secretary's 1995 Annual Statement and Report to the President and Congress under the requirements of the Federal Manager's Financial Integrity Act. Bureau offices nationwide will acquire display cases for exhibits and safeguarding of their artwork. Items will be professionally preserved as identified. The staff expect the Department of Defense to render two records of decision approving the Bureau's requests for transfer of excess real and related personal property for use by tribes in connection with their Indian self-determination contracts.

Financial Management (\$8,234,000; FTE 113):

Program Development and Implementation (\$1,919,000; FTE 16): The division staff, located in Washington, D.C. direct the Bureau's budget formulation, presentation, justification, and execution requirements; implement policies and program goals through the budget process; review program requests on the basis of fiscal reasonableness and feasibility; develop budget estimates and justifications; prepare for appropriations hearings; and perform budget execution, which has as its primary function funds control for the Bureau.

Each fiscal year, the staff revise the account code structure to accurately reflect the changes to the budget structure resulting from the budget request and Congressional action, and issue an updated Administrative Control of Funds Manual. They also issue, on a fiscal year basis, the Budget Development and Formulation Handbook, used by Bureau staff and to facilitate tribes' participation in planning the subsequent year's budget request.

Annually, the staff process budget execution documents, prepare or review responses to questions for Congressional budget hearing records, prepare or review capability and effect statements which are requested by the Committees on Appropriations, and respond to requests for Bureau budget information from Congressional offices and the general public as reflected in the following table:

| Workload | FY 1994 Actual | FY 1995 Actual | FY 1996 Estimate | FY 1997 Estimate |
|---|-------------------|-------------------|---------------------|---------------------|
| Processed Budget Execution Documents | 8,000 | 8,500 | 10,000 | 10,500 |
| Responded to Questions on Congressional Budget Hearings | 750 | 600 | 320 | 330 |
| Prepared or Reviewed Capability and Effect Statements | 1,400 | 1,100 | 300* | 325* |
| Responded to Congressional and Public Inquiries | 800 | 800 | 950 | 950 |

* Committees changed Capability Statement procedures.

Washington Liaison Office (\$565,000; FTE 7): The staff provide advice to the Chief, Division of Program Development and Implementation, on matters concerning accounting and administrative operations support to the offices and programs within the Central Office. The Washington Liaison Officer provides primary staff support to the Bureau's Chief and Deputy CFOs, who are located in Washington, D.C. The office staff provide the primary link between the Department's Office of Financial Management and the Division of Accounting Management in Albuquerque, New Mexico, in following up on Departmental reporting requirements, explanation of statements and/or reports; and in representing the Bureau at Washington, D.C. meetings with accounting officers from other bureaus of the Department. The staff function as an Area Accounting Office for the Central Office, supporting all Central Office directorates through entry adjustments, corrections, and reconciliations. Staff also provide accurate and timely voucher processing, in accordance with established package assembly procedures, to assure the required audit trail to accounting source documents, and to conform to the Prompt Payment Act as required by OMB Circular A-125. The staff also conduct technical reviews; interpret financial policy and operating principles, and implement procedures issued by the Department and other external regulatory agencies.

The staff also play a vital role in the implementation and operation of the CFO Act functions that must be performed in order for the Bureau to meet its responsibilities in financial reporting, fiscal integrity and oversight, and evaluation of program delivery systems. For FY 1996 and beyond, the role and involvement of the office will expand as the CFO staff develop and implement performance indicators and assist program offices in meeting their responsibilities under the CFO Act. Part of this responsibility involves establishing policies and organizational disciplines for the CFO office, including directing, training, and developing a professional staff in this phase of financial management.

| Workload and Performance Indicators | | FY 1995 | FY 1996 | FY 1997 |
|---|--|---------|---------|---------|
| Documents Processed in Total | | 13,700 | 12,950 | 13,500 |
| Customers | Services Provided/Documentation Involved | | | |
| Department (DOI) | Liaison activity - Office of Financial Management (PFM) / Financial reporting/meetings, CFO Act, GAO, OMB, Treasury Dept., Congressional | 1,800 | 1,650 | 1,500 |
| Department (DOI) | Liaison activity - Office of Fiscal Services (PMO) / OPAC, imprest, Related Support Services | 1,200 | 1,100 | 1,000 |
| Contractors/Vendors | Vendor codes, obligations, payment analysis / Inquiries, payment related problems, etc... | 3,200 | 2,100 | 2,000 |
| U.S. Treasury/DAM/Central Office Programs | Payment certification contact point / voucher processing / Prompt Payment Act, OMB Circular A-125 | 300 | 1,500 | 3,000 |
| Central Office Program Staff - Divisions | Obligations, travel advances, Fiscal Officer authorizations, payroll corrections / Support functions, internal controls | 2,400 | 2,200 | 2,000 |
| Contracting/Procurement/Central Office | Obligations, completion of accounting documents, guidance, information / Required document control, fiscal accountability, appropriation law | 1,800 | 1,650 | 1,500 |
| Program Office Managers/Central Office | Accounting reports, cost of operations, appropriation availability / Analysis/interpretation, professional advice and guidance | 1,800 | 1,650 | 1,500 |
| DAM - Albuquerque | Central Office contact point, liaison activity, answer inquiries, clear Suspense accounts, etc... / First-hand knowledge of headquarters operations, direct contact and communication with DOI | 1,200 | 1,100 | 1,000 |

Accounting Management (\$5,750,000; FTE 90): This division staff, located in Albuquerque, New Mexico, is responsible for Bureau-wide accounting operations and centralized payment processing and disbursement of all funds made available to the Bureau. The staff provides accounting for Operation of Indian Programs funds, payment of Bureau financial liabilities, financial management and reporting, and serve as the Bureau's payroll liaison for the Department's PAY/PERS system. The staff develop and implement financial and accounting policies, standards, and specifications; provide administration and maintenance of automated computer systems and operating procedures used throughout the Bureau in support of the centralized payment operations; provide billing processing services for collections, direct and guaranteed loans, accounting for irrigation and power projects, and the preparation and submission of Bureau, Departmental, and other external reports and financial statements. As a result of the reduction-in-force, the staff provide the primary leadership and technical guidance for field reviews and reporting of financial management audits conducted by external offices.

Construction Program Management (\$3,500,000; FTE 47): Program staff at the Facilities Management and Construction Center (FMCC), located in Albuquerque, New Mexico, are responsible for maintaining all Bureau facilities. The staff provide support to field operations, including budget and oversight of facilities funds. The staff also manage, operate, maintain, plan, construct, repair, and equip facilities; ensure compliance with safety and health codes; provide oversight, training, evaluation, and other technical services; provide planning, design, architectural, engineering and construction management, contracting, telecommunications management and operation and maintenance; establish and implement guidelines and training in the selection, use and maintenance of equipment.

Safety Program Management

FY 1996 plans and Accomplishments (\$350,000; FTE 3): The staff ensures that the Bureau is in compliance with the requirements of the Occupational Safety and Health Act (OSHA) of 1970, Executive Order 12196, and 29 *CFR Part 1960*; administer the Bureau's Federal Employees Compensation Act/Office of Workers' Compensation Programs (FECA/OWCP) administer the provisions of the Federal Tort Claims Act and the Military Personnel and Civilian Employees Act; ensure that construction of education facilities are in compliance with applicable federal, state, or tribal safety and health standards in accordance with 25 *U.S.C. Sec. 2005*; administer the Indian Highway Safety Program for Indian tribes; and provide technical assistance to Bureau central office, area and agency programs.

| Workload | FY 1994 Actual | FY 1995 Actual | FY 1996 Estimate |
|--|-------------------|-------------------|---------------------|
| Accidents Investigated | 22 | 26 | 26 |
| Active Workers Compensation Cases | 16 | 23 | 23 |
| Bureau Employees Trained | 987 | 1,223 | 1,223 |
| Tribal Employees Trained | 125 | 227 | 227 |
| Highway Safety Projects Reviewed | 220 | 160 | 160 |
| Tort Claims Processed | 3 | 4 | 4 |
| Employee Claims Processed | 4 | 6 | 6 |
| Responded to Technical Assistance Requests | 2,134 | 2,687 | 2,687 |
| Safety Complaints Investigated | 21 | 24 | 24 |
| Safety Committee Meetings held | 140 | 168 | 200 |
| Explosive Certifications Issued | 68 | 90 | 90 |
| Long Term OWCP Cases Managed | 90 | 150 | 150 |

During FY 1996, a massive training effort will be conducted in Safety and Health Awareness for all levels of management, and continue into FY 1997. An OWCP User Group was established to develop procedures for returning employees on long term OWCP rolls back to productive employment and thereby reducing the Bureau's \$8 million annual OWCP cost.

Facility Safety Inspections (\$250,000; FTE 4): The program staff support the Division of Safety Management in the inspections of Bureau facilities, including Indian schools. Workplaces are inspected Bureau-wide to ensure compliance with OSHA requirements, which include new construction and major renovations. The staff also review tribal construction plans as requested.

| Workload | FY 1994 Actual | FY 1995 Actual | FY 1996 Estimate |
|--|-------------------|-------------------|---------------------|
| Safety Inspections Conducted and Reports entered in FACCOM | 24 | 35 | 35 |
| Plan Reviews Conducted | 44 | 56 | 56 |
| Boiler and Pressure Vessels Inspected | 600 | 514 | 0 |
| Uniform Accessibility Actions | 70 | 91 | 91 |

During FY 1996, an inspection program was implemented to reduce accidents at the workplace by initiating general workplace inspections accompanied by collateral duty safety personnel, safety committees, supervisors and employees. Obvious safety hazards were identified and eliminated at little or no cost. Poor housekeeping was a major problem in all workplaces, whether office, shop, or outside areas. This hands-on method of inspecting/training Bureau personnel was very beneficial and well received.

In FY 1997, the major emphasis will be on training. The Bureau's Occupational Safety and Health Strategic Plan has identified safety inspections as a major improvement area. The Bureau will move from the traditional inspections program, inspections performed by twelve qualified inspectors Bureau-wide (area safety managers), to an innovative approach. Hundreds of employees will be trained to provide self-inspections. Collateral duty safety officers and safety committees will comprise the majority of the inspection teams. Managers and employee representatives will also participate in the inspections. The Bureau safety managers will provide oversight and periodic evaluations. The Bureau will develop a system of accountability for safety and health at all levels of operations.

Automated Data Processing Services

| Program Subelement | | 1996 Estimate To Date | Uncontrollable and One-Time Changes | Program Changes | 1997 Budget Request | Change From 1996 |
|--------------------------------|---------|-----------------------------|---|--------------------|---------------------------|------------------------|
| ADP Central Program Management | \$(000) | 9,578 | 49 | 0 | 9,627 | 49 |
| | FTE | 72 | 0 | 0 | 72 | 0 |
| ADP System Support | \$(000) | 500 | 0 | 0 | 500 | 0 |
| | FTE | 4 | 0 | 0 | 4 | 0 |
| Total Requirements | \$(000) | 10,078 | 49 | 0 | 10,127 | 49 |
| | FTE | 76 | 0 | 0 | 76 | 0 |

ADP Central Program Management

FY 1996 Plans and Accomplishments (\$9,578,000; FTE 72): The Office of Information Resources Management (OIRM) staff supports automated data processing functions needed for Bureau programs. The staff develop, implement and review Bureau-wide policies, plans, and processes for ADP and data communications systems; provide technical assistance and administrative control of Bureau computer information technology, information resource management, and hardware support; support mainframe computers linked to area office satellite servers and the Geographic Information System; prepare requirements analyses for new projects; and upgrade and replace existing computer systems in support of Bureau-wide decentralization. OIRM staff have implemented Bureau systems including the: Federal Financial System (FFS), Trust Funds Management Systems (TFMS), Facilities Construction Operations and Maintenance System (FACCOM), Irrigation and Billings Systems, Integrated Record Management System (IRMS) made up of major subsystem modules such as Individual Indian Monies (IIM), Owner System, Lease Distribution System and People System; Royalty Distribution and Records Management System (RDRS), Land Records Information System (LRIS), and the Social Services Automated System (SSAS).

In FY 1996, program staff will continue the major efforts to re-engineer and deploy applications systems such as IRMS and SSAS to improve functionality and reduce processing costs, to improve its wide area data telecommunication capability and to establish local area networks (LAN) in the Bureau's agencies and larger schools. The latter efforts to improve connectivity is critical to larger and longer term efforts for supporting automated administrative systems and distributed processing of program data to better respond to user needs. Other FY 1996 projects involve deployment of an automated time and attendance system and automated personnel system modules, support and improvement of LAN's equipment installation in Bureau schools, technical assistance to the re-engineering of FACCOM, operations of a new centralized check to statement printing function, and improvement of system security.

ADP System Support:

FY 1996 Plans and Accomplishments (\$500,000; FTE 4): These funds will provide staff support for a technology advisory office for ADP resource management in the Bureau's metropolitan Washington, D.C. offices. Staff responsibilities include the management and administration, including all routers, hubs, and segments, of six LANs located in the Central and Eastern Area Offices, as well as the maintenance, configuration, implementation, and disposition of hardware and software systems.

Program staff also provide expert technical advice to the Deputy Commissioner; represent the Central and Eastern Area Offices at technological work groups and conferences; provide technical assistance and training to end-users; and consult with the Department's Office of Information Resources Management in the resolution of national and local ADP requirements.

Education Program Management

| Program Subelement | | 1996 Estimate To Date | Uncontroll- able and One-Time Changes | Program Changes | 1997 Budget Request | Change From 1996 |
|------------------------------|---------|-----------------------------|--|--------------------|---------------------------|------------------------|
| Education Program Management | \$(000) | 2,112 | 16 | 0 | 2,128 | 16 |
| | FTE | 22 | 0 | 0 | 22 | 0 |
| Education Personnel Services | \$(000) | 0 | 2,416 | 0 | 2,416 | 2,416 |
| | FTE | 0 | 36 | 0 | 36 | 36 |
| Total Requirements | \$(000) | 2,112 | 2,432 | 0 | 4,544 | 2,432 |
| | FTE | 22 | 36 | 0 | 58 | 36 |

FY 1996 Plans and Accomplishments (\$2,112,000; FTE 22): The Office of Indian Education Programs (OIEP) staff provide policy direction for nine educational programs, six flow-through programs, exercise line authority over 24 line offices and two post secondary schools. The staff at the line offices and education field locations in turn supervise Bureau off-reservation residential schools, peripheral dormitories housing Indian students attending public schools, and local on-reservation day and boarding schools. The OIEP uses only two percent of the total Bureau education budget for program administration to support 19 professional and four support staff. The program staff provide support in policy analysis and management systems development, implementation, and evaluation in education related matters, allocate and carefully monitor expenditures and staffing levels for both appropriated and flow-through funds and provide personnel management of education staff at all levels of the organization; provide educational evaluation and research in support of the Bureau-funded schools and other educational programs; and provide clean and safe educational facilities and facility improvement and repair.

Following Congressional action on the FY 1996 appropriations, the OIEP has reinvented its program staff to support teams which provide technical assistance and support to 187 elementary and secondary schools. Other technical support includes adult education, Tribally Controlled Community Colleges and the two post secondary institutions. The Bureau provides funding to the Close-Up Foundation for Native American and Alaska Native students to participate in field trips designed to increase awareness of the function of the three branches of the Federal Government.

Indian Gaming

Objective: To ensure that specific gaming-related activities assigned to the Department of the Interior comply with the requirements of the Indian Gaming Regulatory Act.

FY 1996 Plans and Accomplishments (\$715,000; FTE 9) Management staff oversee the Department's responsibilities under the Indian Gaming Regulatory Act, through the development of policy guidelines on land acquisition requests for gaming, per capita distribution plans, Secretarial approval of land and gaming related contracts, and tribal/state gaming compacts.

The staff provide: ongoing review and analysis of tribal-state compacts, revenue allocation plans which include per capita distributions, agreements which require Secretarial approval under 25 U.S.C. §81, fee-to-trust applications, and leases; coordination with other federal agencies on gaming-related issues such as taxation of Indian gaming revenues/ operations, and NEPA compliance; training and technical assistance to tribes and/or other federal personnel, and financing/accounting issues related to agreements.

The staff work closely with the National Indian Gaming Commission, Department of Justice, Internal Revenue Service, Federal Bureau of Investigation, and state and Indian gaming industry associations.

Over the past year, the Indian Gaming Management staff provided training to participants in a real estate conference on gaming issues, gave technical assistance in evaluating bids from management companies to one tribe, and responded to hundreds of requests for information concerning Indian gaming.

| Workload: | FY 1994 Actual | FY 1995 Actual | FY 1996 Estimate |
|--|----------------|----------------|------------------|
| Number of tribal/state compacts approved by the Secretary: | 50 | 113 | 140 |
| Number of amendments/addenda approved by the Secretary: | * | 22 | 38 |
| Number of complete or partial Section 20 determinations completed: | * | 3 | 8 |
| Number of tribal/state compacts reviewed: Number of amendments: | * * | 24 * | 41 25 |
| Number of administrative records prepared for litigation: | * | * | 16 |
| Number of agreements reviewed under Section 81: | * | * | 17 |

(Note: Asterisk indicates data is not available.)

Justification of Program Changes

| Program Element | | 1997 Budget Request | Program Changes (+/-) |
|---------------------------|---------|---------------------------|-----------------------------|
| Office of Self-Governance | \$(000) | 1,677 | +830 |

Office of Self-Governance (+\$830,000): This increase is required to provide seven additional staff and associated support costs. The additional staff are needed to complete negotiations of 53 existing self-governance annual funding agreements and up to 20 new self-governance negotiations on a timely basis in 1997.

Office staffing and administrative support have not kept pace with the rapidly expanding program. Experience during the Demonstration Project has shown that each negotiator can effectively handle approximately 10 regular self-governance agreements. In cases of the Alaskan multi-tribal consortiums, the number that a single negotiator can effectively handle is reduced. There are currently four primary office negotiators handling 53 agreements.

The fiscal staff of the Office of Self-Governance are also on the verge of being overwhelmed by the growing number of transactions and responsibilities. At present, OSG has two staff

responsible for the movement of approximately \$150 million in 1996. These staff provide all of the financial management, budget, accounting and contracting support associated with the reprogramming/transfer and disbursement of funds, and account for all funds transferred and disbursed. In addition, they also work on financial and accounting systems development. In comparison, Bureau area offices have several staff performing each of these tasks.

The 1995 total expenditures for the Office were \$934,000, \$335,000 of which was paid from a reimbursable account with the BIA. The 1996 amount that was transferred from the Office of the Secretary is \$87,000 less than the 1995 amount and is proving to be inadequate for serving the current number of tribes in the program and financing the negotiated rule making activity. A request is pending to augment this amount by \$150,000. Several functions that were formerly performed by the BIA have been shifted to OSG. The Office has been borrowing many services from the BIA in the past (such as contracting services); however, with the BIA downsizing, it is no longer feasible to continue this practice and expect to receive timely service.

In order to improve negotiations and direct service to participating tribes, OSG would open one and possibly two field offices modeled after the Northwest Field office. One of the field offices would most likely be in Alaska where over 140 of the 226 Tribes in Alaska are participating in self-governance under 13 agreements. The geographic distances, unique situations, and the existence of multi-tribe consortia support the need for an Alaskan field office. With multi-tribe agreements and the increased interest in self-determination and self-governance, tribes are creating new relationships amongst themselves and with the Federal Government as allowed by *Public Law 93-638*. As this happens, there are numerous complex administrative and programmatic difficulties that must be resolved. Having an Alaska field office would increase the availability of OSG staff within the state while reducing high travel costs and would result in a major benefit to the tribes and consortia.

Increased staff also will improve the awarding of and the financial management of negotiated amounts in 1997 for the existing 53 agreements and the anticipated 20 new agreements that will come on line that year. This means that with OSG having 73 self-governance agreements, that about 200 of the 557 federally-recognized tribes (35%) will be participating in self-governance, and OSG will be responsible for an estimated \$220 million, which will be about 28 percent of all self-determination funds awarded to tribes.

Additional staff is critically needed to work on streamlining the process of fund disbursement as well as maintaining the current financial management system.

Finally, as more tribes enter self-governance, there will be an increase in the number of requests for waivers of BIA regulations that must be processed within 60 days of receipt. Without additional staff, OSG can not be responsive to these tribal requests.

Since 1991, OSG has had between five and seven staff even though the number self-governance agreements and the dollar amounts have increased by more than 800 percent. Without the increased staff, OSG will be unable to accommodate an increase in the number of self-governance tribes in 1997 nor continue to maintain or improve the delivery of services to the existing tribes.

Activity Summary

(Dollar Amounts in thousands)

Activity: Area Office Operations

| Subactivity | | 1996 Estimate To Date | Uncontroll- able and One-Time Changes | Program Changes | 1997 Budget Request | Change From 1995 |
|---------------------------|---------|-----------------------------|--|--------------------|---------------------------|------------------------|
| Tribal Government - | \$(000) | 1,181 | -80 | 0 | 1,101 | -80 |
| | FTE | 19 | -3 | 0 | 16 | -3 |
| Human Services | \$(000) | 888 | -206 | 0 | 682 | -206 |
| | FTE | 17 | -4 | 0 | 13 | -4 |
| Public Safety and Justice | \$(000) | 588 | -89 | 0 | 499 | -89 |
| | FTE | 9 | -2 | 0 | 7 | -2 |
| Community Development | \$(000) | 3,106 | -92 | 0 | 3,014 | -92 |
| | FTE | 55 | -1 | 0 | 54 | -1 |
| Resources Management | \$(000) | 3,165 | -485 | 0 | 2,680 | -485 |
| | FTE | 42 | -6 | 0 | 36 | -6 |
| Trust Services | \$(000) | 7,343 | -430 | 0 | 6,913 | -430 |
| | FTE | 130 | -13 | 0 | 117 | -13 |
| General Administration | \$(000) | 20,443 | 1,229 | 0 | 21,672 | 1,229 |
| | FTE | 362 | -25 | 0 | 337 | -25 |
| Total Requirements | \$(000) | 36,714 | -153 | 0 | 36,561 | -153 |
| | FTE | 634 | -54 | 0 | 580 | -54 |

Objectives:

- To provide technical assistance, program management and administrative services in support of tribe and agency programs throughout Indian Country, ensuring that trust responsibilities are met.
- To serve as a liaison for the Central Office to ensure that program, policy, and other administrative directives are properly implemented at the local level.
- To serve as advocates for the tribes to ensure that tribal views are fully considered by Central Office in the establishment of programs, policies, and other directives.

Congressional action on the Department of Interior and Related Agencies appropriations bill reduced funding for Area Office programs by \$14,447,000, a decrease of one-third from the FY 1996 request level. In order to absorb a reduction of this size, the Bureau was forced to conduct a reduction-in-force (RIF) in the area offices' staff. The RIF procedure resulted in the abolishment of 1,226 positions, 545 of which were encumbered. Positions abolished included

contract specialists, self-determination specialists, and administrative staff positions. Many other employees were downgraded or reassigned to other jobs. The RIF is having an adverse effect on the Bureau's ability to provide services to the tribes, and the implementation of tribal shares, which was interrupted for six months while RIF actions were being completed.

Justification of Program and Performance

Activity: Area Office Operations
 Subactivity: Tribal Government

| Program Element | | 1996 Estimate To Date | Uncontrol- able and One-Time Changes | Program Changes | 1997 Budget Request | Change From 1996 |
|--------------------------------|---------|-----------------------------|---|--------------------|---------------------------|------------------------|
| Community Services, General | \$(000) | 228 | 0 | 0 | 228 | 0 |
| | FTE | 2 | 0 | 0 | 2 | 0 |
| Other Aid to Tribal Government | \$(000) | 953 | -80 | 0 | 873 | -80 |
| | FTE | 17 | -3 | 0 | 14 | -3 |
| Total Requirements | \$(000) | 1,181 | -80 | 0 | 1,101 | -80 |
| | FTE | 19 | -3 | 0 | 16 | -3 |

Community Services, General

FY 1996 Plans and Accomplishments (\$228,000; FTE 2): These funds support administrative oversight and technical assistance for the Tribal Government and Human Services programs.

All Other Aid to Tribal Government

FY 1996 Plans and Accomplishments (\$953,000; FTE 17): These program funds provide technical assistance to federally-recognized Indian tribes. The area offices assist tribes and tribal organizations in developing, improving or amending tribal constitutions, bylaws, codes, ordinances, and membership rolls; conducting elections; reviewing and approving tribal attorney contracts; ensuring the integrity of the separate branches of tribal government; and resolving intratribal dispute issues, and membership recall and removal. The area offices develop proposals for the use of judgment funds, conduct Hearings of Record, and certify enrollments for federally recognized tribes and/or required blood quantum necessary to qualify individuals for federal service and benefits available to Indian people.

Justification of Program and Performance

Activity: Area Office Operations
 Subactivity: Human Services

| Program Element | | 1996 Estimate To Date | Uncontroll- able and One-Time Changes | Program Changes | 1997 Budget Request | Change From 1996 |
|--|---------|-----------------------------|--|--------------------|---------------------------|------------------------|
| Services to Children, Elderly and Families | \$(000) | 888 | -206 | 0 | 682 | -206 |
| | FTE | 17 | -4 | 0 | 13 | -4 |

Services to Children, Elderly and Families

FY 1996 Plans and Accomplishments (\$888,000; FTE 17): The area offices are responsible for technical supervision of the social services programs including: development and operation of the area social services program; technical assistance and consultation to social services staff, tribes, and Indian organizations with respect to Indian Child Welfare Act (ICWA) programs; coordination of social services policies and programs with other federal, state, and local agencies; program reviews and training and supervision of area ICWA programs.

Funds are also used to pay for Security Officers to assist in suitability adjudications on Office of Personnel Management (OPM) investigations of Bureau applicants to determine suitability for employment of those applicants who have direct contact with children. Title IV of *Public Law 101-630*, the Child Protection and Family Violence Prevention Act, requires background investigations on prospective employees who have regular contact with or control over children.

Justification of Program and Performance

Activity: Area Office Operations
 Subactivity: Public Safety and Justice

| Program Element | | 1996 Estimate To Date | Uncontrollable and One-Time Changes | Program Changes | 1997 Budget Request | Change From 1996 |
|-----------------|---------|-----------------------|-------------------------------------|-----------------|---------------------|------------------|
| Law Enforcement | \$(000) | 588 | -89 | 0 | 499 | -89 |
| | FTE | 9 | -2 | 0 | 7 | -2 |

Law Enforcement

FY 1996 Plans and Accomplishments (\$588,000; FTE 9): These funds support the area office criminal investigators, who have supervisory responsibilities over all criminal investigator positions within an area. They provide investigative services to Bureau and tribal law enforcement programs through continued compliance with *Public Law 101-379*, the Indian Law Enforcement Reform Act, and *Public Law 101-630*, the Child Protection and Family Violence Prevention Act. These law enforcement personnel are responsible for the investigation of major federal crimes such as child abuse, rape, murder, and drug-related offenses in Indian Country. They participate on child protection teams, train field personnel in the techniques to be used in investigating child abuse cases, and provide technical assistance to Area Directors for the operation of uniformed police programs.

Justification of Program and Performance

Activity: Area Office Operations
 Subactivity: Community Development

| Program Element | | 1996 Estimate To Date | Uncontrollable and One-Time Changes | Program Changes | 1997 Budget Request | Change From 1996 |
|---------------------------|---------|-----------------------|-------------------------------------|-----------------|---------------------|------------------|
| Housing Development | \$(000) | 2,360 | -28 | 0 | 2,332 | -28 |
| | FTE | 42 | 0 | 0 | 42 | 0 |
| Adult Vocational Training | \$(000) | 51 | -20 | 0 | 31 | -20 |
| | FTE | 1 | 0 | 0 | 1 | -0 |
| Economic Development | \$(000) | 695 | -44 | 0 | 651 | -44 |
| | FTE | 12 | -1 | 0 | 11 | -1 |
| Total Requirements | \$(000) | 3,106 | -92 | 0 | 3,014 | -92 |
| | FTE | 55 | -1 | 0 | 54 | -1 |

Housing Development

FY 1996 Plans and Accomplishments (\$2,360,000; FTE 42): The Bureau implements the Housing Improvement Program through *Public Law 93-638* contracts, self-governance compacts, or by direct administration. Area office staff review, certify, endorse, and forward tribal inventories of housing needs to the Central Office for use in funds distribution. Area staff provide technical assistance to tribes in developing annual and multi-year plans and housing inventories; review eligibility and selection determinations, work plans, cost estimates, structure categorization, and all contract issues. Area staff monitor compliance with regulations and policy by providing federal oversight, contract and project monitoring, and inspection during construction. Area staff coordinate efforts as appropriate with the Indian Health Service, the Department of Housing and Urban Development, the Farmers Home Administration, and other agencies.

Adult Vocational Training

FY 1996 Plans and Accomplishments (\$51,000; FTE 1): Area office program staff develop and operate the adult vocational training program and work closely with agencies and tribes to place program participants in jobs upon completion of training.

Economic Development

FY 1996 Plans and Accomplishments (\$695,000; FTE 12): Staff approve loan guarantees where loan ceilings and subsidies have been allocated. They also manage the area and agency operations of the pre-1992 Revolving Fund for Loans and Loan Guaranty and Insurance programs, and the post-1991 Loan Guaranty and Insurance Fund. Area credit staff monitor credit programs which have been contracted under *Public Law 93-638*; and provide oversight,

guidance, policy implementation, and perform program evaluations of those agencies with Bureau-operated credit programs.

Justification of Program and Performance

Activity: Area Office Operations
 Subactivity: Resources Management

| Program Element | | 1996 Estimate To Date | Uncontrollable and One-Time Changes | Program Changes | 1997 Budget Request | Change From 1996 |
|-----------------------------|---------|-----------------------------|---|--------------------|---------------------------|------------------------|
| Natural Resources General | \$(000) | 462 | -98 | 0 | 364 | -98 |
| | FTE | 6 | 0 | 0 | 6 | 0 |
| Agriculture | \$(000) | 542 | -210 | 0 | 332 | -210 |
| | FTE | 7 | -3 | 0 | 4 | -3 |
| Forestry | \$(000) | 922 | -125 | 0 | 797 | -125 |
| | FTE | 18 | -2 | 0 | 16 | -2 |
| Forest Marketing Assistance | \$(000) | 182 | -1 | 0 | 181 | -1 |
| | FTE | 2 | 0 | 0 | 2 | 0 |
| Water Resources | \$(000) | 531 | -9 | 0 | 522 | -9 |
| | FTE | 5 | 0 | 0 | 5 | 0 |
| Wildlife and Parks | \$(000) | 295 | 1 | 0 | 296 | 1 |
| | FTE | 2 | 0 | 0 | 2 | 0 |
| Minerals and Mining | \$(000) | 231 | -43 | 0 | 188 | -43 |
| | FTE | 2 | -1 | 0 | 1 | -1 |
| Total Requirements | \$(000) | 3,165 | -485 | 0 | 2,680 | -485 |
| | FTE | 42 | -6 | 0 | 36 | -6 |

Natural Resources General

FY 1996 Plans and Accomplishments (\$462,000; FTE 6): The Area Offices provide oversight, supervision, direction and support to the Natural Resources programs for the planning and management of renewable natural resources. The primary activity is the coordination of these program functions and information systems with local governments and with other federal, state, tribal, and private organizations in the application of spatial data technology and automated cartography to the natural resource and transportation program areas.

Agriculture

FY 1996 Plans and Accomplishments (\$542,000; FTE 7): The Area Offices provide technical assistance and advice on the planning, management, conservation, development and utilization of Indian soil, water, farmland and rangeland resources.

Forestry

FY 1996 Plans and Accomplishments (\$922,000; FTE 18): Area Offices support planning and scheduling of areawide forestry activities, program oversight to ensure that regulatory and policy

requirements are met, and maintenance of technical standards for sound forest management. Area staff provide forestry assistance to reservations with smaller trust acreage and on public domain allotments where there are no agency forestry personnel. Active working relationships are maintained with other federal, state and private organizations and industry with an interest in forestry issues and policy. Ongoing technical functions include the formulation and implementation of policies for the appraisal of timber, preparation and revision of forest management or integrated resource management plans for the forest land base, forest inventories and analyses of inventory data, forest development projects, forest protection and other forestry related activities.

Forest Marketing Assistance

FY 1996 Plans and Accomplishments (\$182,000; FTE 2): The Forest Products Marketing Assistance Program provides technical guidance to timber-owning tribes and to individual Indians desiring to develop, expand, and maximize revenues from the sale or manufacture of forest products. The staff promote and expand opportunities for economic development, increase tribal and individual revenues, and produce job opportunities for Indian people both on and off reservations. Regional marketing specialists provide research assistance, design and evaluation of market studies; aid in obtaining financial assistance; and develop business plans. Funds are also used for part time support personnel. These regional positions are located at the Minneapolis, Phoenix, and Portland Area Offices and services are provided to all other Area Offices.

Water Resources

FY 1996 Plans and Accomplishments (\$531,000; FTE 5): The funds support costs to implement the Water Resources and Litigation/Negotiation programs to develop Indian water settlements, monitor collection data for pending settlements, and provide technical support to tribal governments in litigation/negotiation activities. Assistance is provided to the Area Director, Agency and tribal water resource managers in engineering, economics, water resources management, and budgetary resources management. The staff serve on several departmental water rights negotiation teams as the primary contact with tribal, federal and non-federal agencies engaged in water resources activities.

Wildlife and Parks

FY 1996 Plans and Accomplishments (\$295,000; FTE 2): These funds support biologists located at the Aberdeen, Albuquerque, Minneapolis and Phoenix Area Offices. The biologists act as liaison between the tribes and federal and state agencies, represent tribal interests at federal and state meetings, and monitor *Public Law 93-638* contracts.

Minerals and Mining

FY 1996 Plans and Accomplishments (\$231,000; FTE 2): This staff, in compliance with the recommendations of the Linowes Commission, provides accountability for royalties paid on minerals removed from Indian lands by direct support of tribal mineral programs under jurisdiction of area offices. Six staff positions are partially supported at the Aberdeen,

Anadarko, Muskogee, Phoenix, and Portland Area Offices to provide inspections for site security, and technical expertise for mineral agreement negotiations.

Area offices assist tribes in negotiating oil and gas leases, sales of mineral rights, royalty disputes, buy-out of gas wells, and contract term disputes. Staff also assist in monitoring coal royalties, participating in coal production inspections and mine permit revisions, coal development negotiations, evaluating gravel production and trespass cases and provide technical assistance regarding hydroelectric power generation, and mineral development, exploration, and production.

Justification of Program and Performance

Activity: Area Office Operations
 Subactivity: Trust Services

| Program Element | | 1996 Estimate To Date | Uncontrollable and One-Time Changes | Program Changes | 1997 Budget Request | Change From 1996 |
|------------------------------------|---------|-----------------------------|---|--------------------|---------------------------|------------------------|
| Trust Services, General | \$(000) | 582 | -6 | 0 | 576 | -6 |
| | FTE | 7 | 0 | 0 | 7 | 0 |
| All Other Indian Rights Protection | \$(000) | 358 | -124 | 0 | 234 | -124 |
| | FTE | 3 | -1 | 0 | 2 | -1 |
| Real Estate Services | \$(000) | 1,821 | -306 | 0 | 1,515 | -306 |
| | FTE | 29 | -12 | 0 | 17 | -12 |
| Land Titles and Records Offices | \$(000) | 3,118 | 20 | 0 | 3,138 | 20 |
| | FTE | 67 | 0 | 0 | 67 | 0 |
| Land Records Improvement | \$(000) | 1,269 | -11 | 0 | 1,258 | -11 |
| | FTE | 23 | 0 | 0 | 23 | 0 |
| Environmental Quality Services | \$(000) | 195 | -3 | 0 | 192 | -3 |
| | FTE | 1 | 0 | 0 | 1 | 0 |
| Total Requirements | \$(000) | 7,343 | -430 | 0 | 6,913 | -430 |
| | FTE | 130 | -13 | 0 | 117 | -13 |

Trust Services, General

FY 1996 Plans and Accomplishments (\$582,000; FTE 7): This program supports the administration of trust properties and protection of natural resources. Activities supported include studies, contracts, geographic information system agreements with tribes, and other services required to meet the Bureau's trust responsibilities.

All Other Indian Rights Protection

FY 1996 Plans and Accomplishments (\$358,000; FTE 3): This program supports implementation of regulations to protect tribal rights and interests, and the estate the Bureau administers on behalf of Indian tribes.

Real Estate Services

FY 1996 Plans and Accomplishments (\$1,821,000; FTE 29): The area offices provide technical support, general policy direction, and administrative review and evaluation of agency real property management services. Technical support services include appeal decisions, review of development initiatives, training, litigation support, and development of program operation manuals.

Land Titles and Records Offices

FY 1996 Plans and Accomplishments (\$3,118,000; FTE 67): The Land Titles and Records program (LTR) is the sole official federal program for performing the functions and processes of recording of title documents, imaging and managing title documents, determining and certifying federal Indian title and ownership of trust and restricted lands. The mission of the LTR program is to provide accurate and timely certified federal title and ownership services to and for the protection of the programs' clients, and to establish a program and systems environment that provides, supports, and promotes open access to land, title and ownership records and data, subject only to the restrictions of federal law and policy. Consistent with its mission, the LTR program has the following strategic goals:

- Establish, provide and maintain accurate and timely title and ownership for all federal Indian trust and restricted lands.
- Establish, provide and maintain open land title data systems, with particular attention to and integration with the programs internal and external clients and their data systems for land, title and ownership data and data sharing consistent with federal law and policy.
- Develop, manage, operate and promote efficient, cost-effective and accountable federal Indian title and records programs for the performance and delivery of accurate and timely title services and products to the programs clients.

To achieve the strategic goals, the program must maintain basic level of title service and product delivery. In FY 1996, the program reported title backlogs indicated in the table below:

| LTR Programs | Title Status Reports* | Recorded Title Documents | Title Document Images | Title Status Maps* |
|--------------------------------------|-----------------------|--------------------------|-----------------------|--------------------|
| Beginning of FY 1996 | 4,230 | 20,658 | 23,914 | 28,773 |
| New as of February 1996 | 2,741 | 12,856 | 24,309 | 3,744 |
| Total as of February 1996 | 6,971 | 33,514 | 48,223 | 32,517 |
| Completed or Reduced as of Feb. 1996 | 3,654 | 10,879 | 26,763 | 20,146 |
| Backlogs as of Feb. 1996 | 3,317 | 22,635 | 21,460 | 12,371 |

*Excludes approximately 16,700 new titles in Juneau Area

The reduction in the Title Status Report backlog resulted from cancellation of requested Title Status Reports because the reports could not be provided in a timely manner and requesting the Reports (e.g., mortgaging, leasing, conveying, etc.) had past due or was canceled. However, based on historical cost analysis the program anticipates that at present funding levels title backlogs will continue to increase by a rate of about 17 percent per year. The project funding for backlog elimination will be provided by the associated Land Records Improvement program as indicated below.

Land Records Improvement

FY 1996 Plans and Accomplishments (\$1,269,000; FTE 23): Prior to FY 1996, the Land Records Improvement program (LRI) resources were directed to the unrecorded documents, microfilm archive, and cartographic projects. Beginning in FY 1996, these LRI projects resource allocations are being made subject to the following priorities:

1. Processing of daily title workload to reduce title product and service backlogs.
2. Processing of recording and title certification backlogs.
3. Microfilm archives (title document microfilming).
4. Title completion activities in support of the Land Records Management Project.

The requested funding will be applied to the backlog elimination project to reduce the increase in title backlog creation and to reduce the existing title backlogs.

| LRI Programs | Title Status Reports* | Recorded Title Documents | Title Document Images | Title Status Maps* |
|-------------------------------|-----------------------|--------------------------|-----------------------|--------------------|
| Backlogs as of Feb. 1996 | 3,317 | 22,635 | 21,460 | 12,371 |
| Person-Years to Eliminate | 13.37 | 9.32 | 5.46 | 76.28 |
| Salary Cost to Eliminate (\$) | \$1,459,480 | \$339,525 | \$751,000 | \$1,892,763 |

*Excludes approximately 16,700 new titles in Juneau Area

The "person-years to eliminate" and "salary cost to eliminate" is computed on historical cost analysis. The FY 1997 combined LTR-LRI budget will amount to about \$4.396 million which is about \$1.688 million less than FY 1995 and will result in the formation of the following backlogs:

| LRI Business Processes | Average Process Duration (Hr:Min) | FY 1995 Ave. Salary Cost / Performance Output (\$) | Additional Title Backlogs from Reduced Funding | Backlogs Reported February 1996 | Anticipated End of FY 1996 Title Backlogs |
|-------------------------|-----------------------------------|--|--|---------------------------------|---|
| Title Status Report | 6:49 | 440.07 | 1,685 | 3,317 | 5,002 |
| Recorded Title Document | 0:42 | 14.96 | 5,863 | 22,635 | 28,498 |
| Title Document Image | 0:26 | 9.39 | 4,727 | 21,460 | 26,187 |
| Title Status Maps | 10:25 | 153.63 | 835 | 12,371 | 13,206 |
| Modify Probate Document | 3:58 | 256.48 | 188 | | 188 |

As indicated in the above table, unless the backlogs in title services and products are eliminated the backlog will continue to grow and cause "ripple" effects that will slowly and eventually halt the management, development and trust income generation of trust lands and resources. The analysis for the LRI program supports the need to restore funding so that backlogs can be eliminated and kept from reforming.

Environmental Quality Services

FY 1996 Plans and Accomplishments (\$195,000; FTE 1): The funds support partial staff positions at six area offices (Aberdeen, Anadarko, Billings, Minneapolis, Sacramento, and Portland). Functions include coordinating and preparing environmental impact statements (EIS), reviewing and oversight of documents, scheduling public hearings, responding to public comments on EIS and environmental assessments (EAs), preparing permits for archeological activities, providing guidance for historic preservation compliance cases, and providing guidance to tribes and agencies. The area staff coordinate with regional offices of the Environmental Protection Agency, Indian Health Service, Department of Housing and Urban Development and other federal agencies to ensure that environmental interests on Indian lands are recognized, including air and water quality issues. Staff provide training to area, agency and tribal personnel in all matters dealing with waste management.

Justification of Program and Performance

Activity: Area Office Operations
 Subactivity: General Administration

| Program Element | | 1996 Estimate To Date | Uncontrollable and One-time Changes | Program Changes | 1997 Budget Request | Change From 1996 |
|----------------------------------|---------|-----------------------|-------------------------------------|-----------------|---------------------|------------------|
| Executive Direction & EEO | \$(000) | 1,908 | -236 | 0 | 1,672 | -236 |
| | FTE | 18 | 0 | 0 | 18 | 0 |
| Administrative Services | \$(000) | 11,065 | -1,790 | 0 | 9,275 | -1,790 |
| | FTE | 225 | -88 | 0 | 137 | -88 |
| Personnel Services | \$(000) | 0 | 4,770 | 0 | 4,770 | 4,770 |
| | FTE | 0 | 63 | 0 | 63 | 63 |
| Safety Management | \$(000) | 694 | -189 | 0 | 505 | -189 |
| | FTE | 20 | 0 | 0 | 20 | 0 |
| Facilities Management | \$(000) | 3,837 | -1,174 | 0 | 2,663 | -1,174 |
| | FTE | 68 | 0 | 0 | 68 | 0 |
| ADP Decentralized System Support | \$(000) | 2,939 | -152 | 0 | 2,787 | -152 |
| | FTE | 31 | 0 | 0 | 31 | 0 |
| Total Requirements | \$(000) | 20,443 | 1,229 | 0 | 21,672 | 1,229 |
| | FTE | 362 | -25 | 0 | 337 | -25 |

During fiscal year 1996, the Office of Special Trustee (OST) received administrative support from the Bureau, including information resources management and ADP, financial management, procurement, and personnel services. The Bureau also funded the overhead costs of the OST, including GSA rent, postage, unemployment compensation, workers compensation, FFS, FTS 2000, PAY/PERS, and the per capita buy out charge. In the 1996 Conference Report, the Appropriation Committees instructed the Department to include administrative and overhead expenses in the 1997 OST budget. Due to the length of employee furloughs and the delay in resolving the 1996 Budget (including the allocation of the Bureau general reductions), the work necessary to allocate these costs between the Bureau and OST could not be completed in time for submission of the 1997 President's Budget. Accordingly, the Bureau's FY 1997 request includes general administration and pooled overhead funding to support the OST. The analysis and proposed allocation of these costs should be completed in the summer and will be forwarded to the Interior Appropriations Subcommittee.

Executive Direction and EEO

FY 1996 Plans and Accomplishments (\$1,908,000; FTE 18): These funds support Area Director and immediate staff positions at 12 area offices throughout the nation. In FY 1997, the Navajo Tribe is proposing to eliminate the Area Office organization and transfer all funds to Tribal Priority Allocations - Field Operations.

The Office of the Area Director provides organizational leadership and management, ensures the coordination of all assigned programs to achieve the overall mission of the Bureau and fulfills responsibilities delegated by the Secretary of the Interior through the Assistant Secretary - Indian Affairs. The Area Director acts primarily on behalf of the Secretary, Assistant Secretary, and/or Deputy Commissioner of Indian Affairs in upholding and maintaining the government-to-government relationship with tribes in fulfilling the federal trust responsibilities.

Activities include policy formulation and review; tribal consultation; public relations; representation of the Bureau to other governmental agencies and private organizations; determinations of administrative and program appeals; and management of assigned resources. The Area Director also has direct responsibility for EEO compliance through the development and implementation of EEO policies, procedures, standards, and requirements as specified by law.

Administrative Services

FY 1996 Plans and Accomplishments (\$11,065,000; FTE 225): The area offices provide the administrative services necessary for the control and accountability of resources used to achieve the Bureau's mission and uphold mandates as required by federal statutes such as the Anti-Deficiency Act, the Procurement Reform Act, and the Chief Financial Officers' Act. Area office activities include procurement, property management, funds control, and accounting for all agencies and education installations in their specific servicing area. Each activity provides direct services for the operations of an area office in support of its trust program activities and serves as a lifeline to field locations by supplementing services to those locations. Additionally, services such as technical assistance are provided to tribes in the service area by the administrative arm of the area office.

In FY 1997, funds will be transferred from Special Programs/Pooled Overhead for Personnel Services at area locations. These funds support personnel activities such as providing assistance and advice to employees and managers regarding benefits, grievances, staffing and classification of positions.

Safety Management

FY 1996 Plans and Accomplishments (\$694,000; FTE 20): These funds support area safety officers and staff in ensuring safe and healthy work environments for all Bureau activities not only affecting Bureau employees, but also tribal contractors, students and the public. Technical guidance is provided to tribes and contractors in the establishment and maintenance of safety and health programs, including the safe handling and use of explosives, pesticides, toxic substances, and poison exposure. Area safety staff provide technical assistance to tribes participating in the Indian Highway Safety program and investigate and report deficiencies found in federal structures (all federal buildings; GSA leased buildings; tribally-owned building housing federal services; and tribally-leased GSA buildings.) The staff also investigates claims against the Bureau due to negligent or wrongful acts by federal employees, and claims arising from *Public Law 93-638* contracts.

Facilities Management

FY 1996 Plans and Accomplishments (\$3,837,000; FTE 68): These staff provide essential services for management of 3,400 buildings, excluding quarters, containing approximately 19.5 million square feet of space. The area offices provide construction and program technical coordination, guidance, engineering services, project monitoring, construction management and engineering technical assistance, inspection and evaluation services, O&M oversight which includes developing agency level facility operation and maintenance programs, providing technical guidance, providing field locations with energy conservation and environmental protection expertise and facilities training to agencies and tribes.

Area office staff also provide support to the agency facility programs, including supervision and inspection of major repair and improvement projects, inspection and evaluation of specialty systems such as boilers, water and waste disposal, water treatment, and control systems for heating and cooling plants, telecommunications and alarms, diagnosing problems in electric and mechanical systems, and identifying and developing repair project needs, scope and costs. Additionally, area staff provide direction and support for the FACCOM system, a management information system for construction projects.

ADP Decentralized System Support

FY 1996 Plans and Accomplishments (\$2,939,000; FTE 31): These funds support the Information Management Centers (IMC) located at six area offices (Albuquerque, Anadarko, Billings, Muskogee, Phoenix, and Portland) and four specialist positions in the field (Eastern, Juneau, Minneapolis, and Sacramento Areas). In FY 1996, one specialist position was funded at the Navajo Area Office, the funds are proposed to be transferred to Tribal Priority Allocations in FY 1997.

Support is provided for decentralized computer and data communication networks for information systems for the following program activities: forestry; records; real and personal property, irrigation; accounting report distribution; personnel and payroll; and law enforcement systems. The IMCs provide technical assistance regarding computer information technology systems, information resources management, and hardware and software support. They also direct needs assessments for ADP services, plan ADP-related projects, and provide programming services on an as-needed basis for both Area and the supported agency location.

The IMCs support the equipment software at 82 Bureau agencies and 30 Bureau schools nationwide. This support includes installation assistance for Local Area Network (LAN) equipment and software (MLEA Project) and the related Wide Area Network (WAN) infrastructure. This includes all aspects of the DOINET/INTERNET implementation including the setup and configuration maintenance of routers and firewalls. This implementation will allow the Bureau to move from a shared network to the Department of Interior's DOINET Wide Area Network strategy. Additionally, the IMCs will continue to provide ADP training for all Bureau field staff and implement new Management Information Systems to assist area and agency staffs in maintaining productivity during current downsizing activities.

**Special Programs and
Pooled Overhead**

Activity Summary

(Dollar amounts in thousands)

Activity: Special Programs and Pooled Overhead

| Subactivity | | 1996 Estimate To Date | Uncontrollable and One-Time Changes | Program Changes | 1997 Budget Request | Change From 1996 |
|---------------------------|---------|-----------------------------|---|--------------------|---------------------------|------------------------|
| Human Services | \$(000) | 866 | 0 | -866 | 0 | -866 |
| | FTE | 0 | 0 | 0 | 0 | 0 |
| Education | \$(000) | 13,069 | 151 | 500 | 13,720 | 651 |
| | FTE | 220 | 0 | 0 | 220 | 0 |
| Public Safety and Justice | \$(000) | 2,644 | 12 | 0 | 2,656 | 12 |
| | FTE | 16 | 0 | 0 | 16 | 0 |
| Community Development | \$(000) | 3,403 | 8 | -12 | 3,399 | -4 |
| | FTE | 12 | 0 | 0 | 12 | 0 |
| Resources Management | \$(000) | 1,470 | 0 | -150 | 1,320 | -150 |
| | FTE | 0 | 0 | 0 | 0 | 0 |
| General Administration | \$(000) | 61,877 | -8,325 | -1,000 | 52,552 | -9,325 |
| | FTE | 112 | -112 | 0 | 0 | -112 |
| Total Requirements | \$(000) | 83,329 | -8,154 | -1,528 | 73,647 | -9,682 |
| | FTE | 360 | -112 | 0 | 248 | -112 |

Justification of Program and Performance

Activity: Special Programs and Pooled Overhead
 Subactivity: Human Services

| Program Element | | 1996 Estimate To Date | Uncontrollable and One-Time Changes | Program Changes | 1997 Budget Request | Change From 1996 |
|--|---------|-----------------------|-------------------------------------|-----------------|---------------------|------------------|
| Indian Child Welfare Act - Off Reservation | \$(000) | 866 | 0 | -866 | 0 | -866 |

Indian Child Welfare Act Grants - Off-Reservation

Objective: To protect Indian children from arbitrary removal from their families and tribal affiliation and prevent the breakup of Indian families in child custody proceedings.

FY 1996 Plans and Accomplishments (\$866,000): These funds, awarded under Title II of *Public Law 95-608*, are awarded to off-reservation Indian organizations through a national competition and review process as announced in the Federal Register. The programs provide direct services to Indian families and children to help strengthen families and to prevent the removal of children from their parents. Approximately 12 grants will be awarded nationwide.

Justification of Program Changes

| Program Element | | 1997 Budget Request | Program Changes (+/-) |
|--------------------------------|---------|---------------------|-----------------------|
| Indian Child Welfare Act-Urban | \$(000) | 0 | -866 |

Indian Child Welfare Act-Urban (-\$866,000): The 1996 Conference action reduced this program by half, from \$1,732,000 to \$866,000. It is no longer efficient, cost-effective, or feasible for the Bureau to engage in its annual national ICWA grant competition process. The annualized cost to the federal government for the preparation and processing of a Federal Register grant announcement; grant application and procedural kits; provision of training and technical assistance; grant execution, award modifications and monitoring activities by the areas; associated support costs at the Central Office and area levels; and processing post-competition appeals far outweighs the benefits of distributing funds to approximately 12 grantees.

Justification of Program and Performance

Activity: Special Programs and Pooled Overhead
 Subactivity: Education

| Program Element | | 1996 Estimate To Date | Uncontrollable and One-Time Changes | Program Changes | 1997 Budget Request | Change From 1996 |
|---------------------------------------|---------|-----------------------------|---|--------------------|---------------------------|------------------------|
| Post Secondary Schools | \$(000) | 11,732 | 151 | 500 | 12,383 | 651 |
| | FTE | 220 | 0 | 0 | 220 | 0 |
| Special Higher Education Scholarships | \$(000) | 1,337 | 0 | 0 | 1,337 | 0 |
| Total Requirements | \$(000) | 13,069 | 151 | 500 | 13,720 | 651 |
| | FTE | 220 | 0 | 0 | 220 | 0 |

Post Secondary Schools

| Program Subelement | | 1996 Estimate To Date | Uncontrollable and One-Time Changes | Program Changes | 1997 Budget Request | Change From 1996 |
|---|---------|-----------------------------|---|--------------------|---------------------------|------------------------|
| Haskell Indian Nations University | \$(000) | 7,506 | 101 | 300 | 7,907 | 401 |
| | FTE | 147 | 0 | 0 | 147 | 0 |
| Southwestern Indian Polytechnic Institute | \$(000) | 4,226 | 50 | 200 | 4,476 | 250 |
| | FTE | 73 | 0 | 0 | 73 | 0 |
| Total Requirements | \$(000) | 11,732 | 151 | 500 | 12,383 | 651 |
| | FTE | 220 | 0 | 0 | 220 | 0 |

Objectives:

- To provide a supportive educational environment for students pursuing Associate Degrees in Science and Art and Baccalaureate degrees in Elementary Education.
- To provide quality instruction to students with special emphasis in curricula designed to meet the needs of Indians and Alaska Natives, many of whom come from isolated economically distressed areas and where adequate college orientation may not have been provided.
- To provide counseling and guidance to students on education or employment opportunities.

FY 1996 Plans and Accomplishments (\$11,732,000; FTE 220): The two post-secondary schools, Haskell Indian Nations University the Southwestern Indian Polytechnic Institute (SIPI), provide a variety of educational opportunities for Indian and Alaska Native students at the junior college level to prepare them to enter four-year colleges and universities or to find employment. Haskell also offers a Baccalaureate degree in Elementary Education.

Haskell Indian Nations University (\$7,506,000; FTE 147): Haskell is a national intertribal college located on a 320-acre campus in Lawrence, Kansas. It provides an opportunity for American Indian/Alaska Native students from tribes across the United States to learn in a setting rich in American Indian cultural heritage and tribal diversity.

Haskell provides higher education to federally recognized tribal members, as authorized by legislation and in partial fulfillment of treaty and trust obligations, through tuition-free education, culturally sensitive curricula, innovative services, and a commitment to academic excellence. Haskell offers a holistic education through the development of spiritual, emotional, intellectual and physical aspects of life. Students may enroll in one of the four academic degree programs: Associate of Applied Science; Associate of Science; Associate of Arts; and a Baccalaureate in Elementary Education, all of which integrate American Indian and Alaska Native material into the curriculum.

Haskell has implemented its first baccalaureate program, an elementary education program which accepted juniors in the fall of 1995. Students graduating from this program will be certified to teach kindergarten through ninth grades in Kansas and other states with similar programs. Congress provided additional funds to implement this program in the FY 1995 Appropriations.

Haskell also initiated a degree program in Tribal Realty and Land Management, which focuses on realty principles and practices for the management, protection and conservation of Indian lands and natural resources. The program is designed to prepare students for either entry into real estate positions at a technician level or to transfer into a real estate related program at a university offering a bachelor's degree.

More than 100 students at Haskell attend courses in the Natural Resources Program which provides education and summer employment in the natural resources field. These students are being trained as professional natural resource managers with tribes, the U.S. Forest Service, the U.S. Geological Survey, the U.S. Department of Agriculture and the Bureau.

Southwestern Indian Polytechnic Institute (SIPI) (\$4,226,000; FTE 73): SIPI is accredited to award Liberal Arts and Computer Science associate degrees and certificates (or partially transferable school-to-work associate degrees) in all programs available at the institute. SIPI has established additional programs in Environmental Science, Electronics and Semiconductor Manufacturing Technologies which will include computer-integrated science and mathematics, technical communications, industry internships, technical design (Auto-CAD/CIMS) and project-based, remote sensing applications.

In recent years, SIPI has placed a high priority on zero-tolerance substance abuse policies, increased associate degree accreditation and additional training programs with the goal of improving educational opportunities at the post graduate level for Native American and Alaska Natives.

SIPI has worked with other agencies, both private and Federal to assure that the highest degree of technology exists for student use and learning.

| Number of Students Enrolled | Actual | | Projected | |
|-----------------------------|--------------|--------------|--------------|--------------|
| | Fall 1995 | Spring 1996 | Fall 1996 | Spring 1997 |
| Haskell | 898 | 890 | 920 | 900 |
| SIPI | 643 | 562 | 650 | 570 |
| Total | 1,541 | 1,452 | 1,570 | 1,470 |

| Number of Graduates | Fall 1994 | Spring 1995 | Fall 1995 | Spring 1996 |
|---------------------|-----------|-------------|-----------|-------------|
| Haskell | 32 | 69 | 27 | 75 |
| SIPI | 36 | 39 | 14 | 46 |
| Total | 68 | 108 | 41 | 121 |

Special Higher Education Scholarships

Objective: To provide financial assistance to Indian students for graduate level study with special emphasis on students pursuing the professions of law, education, medicine, natural resources, engineering, business administration and social work.

FY 1996 Plans and Accomplishments (\$1,337,000): In FY 1996, Conference action reduced this program by half. The prior year funding level funded about 716 scholarships at an average value of \$3,375, in 1996 the Bureau will fund about 659 scholarships at an average values of \$2,028. The following table lists the number of estimated scholarships awarded by field of study for FY 1996.

| Scholarship Awards | FY 1996 Academic Year Estimated Awards |
|------------------------|--|
| Field of Study: | |
| Law | 189 |
| Education | 79 |
| Business | 56 |
| Health Professions | 197 |
| Engineering | 13 |
| Natural resources | 5 |
| Other Fields | 120 |
| Total | 659 |

Justification of Program Changes

| Program Element | | 1997 Budget Request | Program Changes (+/-) |
|------------------------|---------|---------------------------|-----------------------------|
| Post Secondary Schools | \$(000) | 12,383 | +500 |
| | FTE | 220 | 0 |

Haskell Indian Nations University (\$300,000): Education is one of the top priorities of the tribes and the Bureau; yet most Indian youth cannot afford college. Haskell University provides bright, motivated Indian students with the education needed so they can compete for jobs and bring economic recovery to reservations. An increase of \$300,000 is needed to ensure that the University can continue to pay for faculty salaries and provide accredited programs. The University will use the funds to provide teacher education and natural resources and real estate programs. All these programs have become more important in Indian country due to the tribal shares process wherein tribes assume more of the administration of their resources.

Southwestern Indian Polytechnic Institute (\$200,000): Education is one of the top priorities of the tribes and the Bureau; yet most Indian youth cannot afford college. SIPI provides bright, motivated Indian student with the education needed so they can compete for jobs and bring economic recovery to reservations. An increase of \$200,000 is requested to continue to pay for faculty salaries and provide accredited programs. SIPI will use the funds to continue the advanced automated systems training programs.

The above request also includes the increasing costs of operating dormitories on the campuses; neither school is located within commuting distance of large populations of Indians. Between FY 1992 and FY 1996, enrollment at the two schools increased by over percent. Without the requested increase for the two post secondary schools, the Bureau may have to refuse students who would otherwise be admitted into the academic programs. These students cannot afford other colleges and these schools provide their sole opportunity for professional job training.

Justification of Program and Performance

Activity: Special Programs and Pooled Overhead
Subactivity: Public Safety and Justice

| Program Element | | 1996 Estimate To Date | Uncontroll- able and One-Time Changes | Program Changes | 1997 Budget Request | Change From 1996 |
|------------------------------|----------------|--------------------------------------|--|----------------------------|------------------------------------|---------------------------------|
| Indian Police Academy | \$(000) | 1,646 | 5 | 0 | 1,651 | 5 |
| | FTE | 7 | 0 | 0 | 7 | 0 |
| Substance Abuse | \$(000) | 998 | 7 | 0 | 1,005 | 7 |
| | FTE | 9 | 0 | 0 | 9 | 0 |
| Total Requirements | \$(000) | 2,644 | 12 | 0 | 2,656 | 12 |
| | FTE | 16 | 0 | 0 | 16 | 0 |

Indian Police Academy

Objectives:

- To develop and provide basic and advanced training programs for the Bureau and tribal law enforcement and detention personnel.
- To comply with the 25 C.F.R. requirements by providing law enforcement personnel basic training within one year of appointment.
- To increase the level of professional competence and proficiency of Bureau and tribal law enforcement and detention personnel.

FY 1996 Plans and Accomplishments (\$1,646,000; FTE 7): The Indian Police Academy is co-located with the Department of the Treasury, at the Federal Law Enforcement Training Center (FLETC), Artesia, New Mexico. The academy provides basic police training and numerous advanced training courses, such as child abuse investigation, community policing, firearms instructor, police management and supervision, and detention and dispatcher training courses for tribal and Bureau law enforcement and detention officers. Training will be provided as reflected in the following table:

| Title of Training Course/Program | Number of Personnel Trained |
|--|-----------------------------|
| Recruit Basic Law Enforcement (14-week program) | 100 |
| Supervisory Enforcement Officer and Advanced Police Management Program | 100 |
| Basic Detention Officer Training | 75 |
| Supervisory Detention Officer Training | 60 |
| Child Abuse and Exploitation Investigation Training | 800 |
| Field outreach training on Indian country criminal jurisdiction | 200 |
| Basic Criminal Investigator Training | 30 |
| Criminal Investigator In-Service (40 hours) Training | 125 |
| Conservation Enforcement Officer Program (12-week course) | 24 |
| Field outreach training on domestic violence, gangs, officer safety, use of force, ethics and judgmental evaluations and management of force | 500 |
| Drug Abuse Resistance Education (DARE) Instructor Training, Junior High Instructor Training, and Parenting Instructor Training, | 50 |
| Gang Resistance Education and Training (GREAT) | 50 |
| Human Resources and Domestic Violence Intervention Training | 1,000 |
| Total Estimated Number of Personnel Trained | 3,114 |

Substance Abuse

Objectives:

- To reduce the drug trafficking and the supply of illegal drugs on Indian lands through joint interdiction and undercover operations with other federal, state, tribal and local law enforcement.
- To comply with *Public Law 99-570* by conducting marijuana eradication and investigations on Indian lands nationwide.
- To provide training to Bureau and tribal law enforcement officers in the investigation and prosecution of offenses related to illegal narcotics in Indian Country.

FY 1996 Plans and Accomplishments (\$998,000; FTE 9): The Branch of Drug Enforcement (BDE) is located at the Federal Law Enforcement Training Center in Artesia, New Mexico. This unit performs the following activities: initiates undercover drug buys for local police investigations; participates with regional drug enforcement task forces made up of local, state, and federal law enforcement agencies; provides investigators to serve as instructors at the Indian Police Academy; and, because of the unit is highly trained and tactical-ready, serves as the Bureau's emergency response team, available to assist tribes in dealing with unusual law

enforcement situations or extreme emergencies.

In FY 1996, the BDE will conduct ten marijuana eradication operations in ten states, covering twenty-four Indian reservations; four interdiction operations in eight states; and six undercover operations in two states, covering two Indian reservations. The mobile unit plans to conduct marijuana enforcement/eradication operations in nine states, covering twenty-four Indian reservations.

The BDE will provide training in Basic Undercover Drug Investigation (25 or more Bureau and tribal law enforcement officers); Marijuana Eradication and Investigation (25 or more Bureau and tribal law enforcement officers); field outreach training on undercover drug investigations for Bureau, tribal, and local law enforcement officers in seven states; and field outreach training on pharmacy audits (25 or more Bureau, tribal, and local law enforcement officers).

Justification of Program and Performance

Activity: Special Programs and Pooled Overhead
 Subactivity: Community Development

| Program Element | | 1996 Estimate To Date | Uncontrollable and One-Time Changes | Program Changes | 1997 Budget Request | Change From 1996 |
|---------------------------------------|---------|-----------------------------|---|--------------------|---------------------------|------------------------|
| Indian Arts and Crafts Board | \$(000) | 962 | 8 | -12 | 958 | -4 |
| | FTE | 12 | 0 | 0 | 12 | 0 |
| United Tribes Technical College | \$(000) | 1,810 | 0 | 0 | 1,810 | 0 |
| United Sioux Tribe Development Corp. | \$(000) | 107 | 0 | 0 | 107 | 0 |
| National Ironworkers Training Program | \$(000) | 524 | 0 | 0 | 524 | 0 |
| Total Requirements | \$(000) | 3,403 | 8 | -12 | 3,399 | -4 |
| | FTE | 12 | 0 | 0 | 12 | 0 |

Indian Arts and Crafts Board

Objective: To promote the economic development of American Indians and Alaska Natives through their creative work and expansion of the market for the products of Native American art and craftsmanship, and increase their participation and control in the Native American fine arts and handicrafts business.

FY 1996 Plans and Accomplishments (\$962,000; FTE 12): The Indian Arts and Crafts Board provides support to enable Native Americans to realize their full potential for employment and income from the demand for their creative work; and implements the Indian Arts and Crafts Act of 1990 (*Public Law 101-644*), which regulates the marketing of Indian arts and crafts to protect producers and purchasers. Annual sales of Indian handicrafts and other artwork are over \$1 billion. The Board operates three regional museums: the Southern Plains Indian Museum in Anadarko, OK; the Sioux Indian Museum in Rapid City, SD; and the Museum of the Plains Indian in Browning, MT. The Board owns and uses outstanding collections of contemporary and historic American Indian and Alaska Native art (23,000 objects), which include over fifty percent of the artwork (painting, sculpture, etc) managed by the Department of the Interior nationwide. The collections include historic objects that some tribes consider sacred and objects of cultural patrimony under the Native American Graves Protection and Repatriation Act (*Public Law 101-644*). Approximately two-thirds of these collections are located at these museums, which serve as the major economic, cultural, and educational attractions in their regions (two of them open every day all year round), and are used as staging points for regional and national promotions. Average annual attendance at the Board's three museums totals over 164,000. The Board's activities are not duplicated in either the federal or the private sector and its policies are determined by its five commissioners, who serve without compensation.

During FY 1996, the Board held eight sales exhibitions in its museums to help establish emerging artists and craftspeople in the market. The Board completed an entirely redesigned and rewritten Source Directory to assist some 150 Indian enterprises to market directly to

approximately 15,000 customers. The Source Directory publication is the primary means of establishing direct contact between consumers and Indian producers, and the new edition includes extensive use of color illustrations to increase its public appeal, as well as a new format that permits the business listings to be rapidly and inexpensively updated by computer. The Board also revised its nationwide directory of over 300 specialized annual marketing events in which Native Americans may participate to expand their markets and to which the public may come to make purchases. The Board has continued to address the Departmental material weakness in museum property, and has completed a professional conservation survey and a fire-risk survey of all collection facilities. In addition, the Board expects to complete final regulations for the Indian Arts and Crafts Act of 1990, so that the Board can begin enforcement of this truth-in-marketing legislation.

In order to improve accountability, control and protection of its part of the Department's museum property, which has been identified as a material weakness under the requirements of the Federal Managers' Financial Integrity Act, the Board has addressed daily management and accountability issues; monitors the environment in all collection facilities; has increased fire and perimeter security; transferred collection documents to fireproof storage; provided basic technical training to all employees; and completed a comprehensive plan for phased future improvements required to achieve full compliance with professional standards.

In FY 1997, the Board will continue sales exhibitions for emerging artists and craftspeople; will expand the reach of its Source Directory and other marketing information directed at the public by providing access through the Internet; and will continue enforcement of the Indian Arts and Crafts Act of 1990.

The Board will continue to improve its management of museum property, primarily by moving the Sioux Indian Museum and its historic and contemporary collections at a cost of \$35,000 into new and expanded facilities provided by the City of Rapid City. These facilities are being constructed with local tax funds and donations of more than \$12 million, and are designed to current professional standards of collections care and management.

The Board is diligently working to develop alternate revenue sources, and has determined it already has the mechanism to accept private funds. Legal authority from the Congress will be required for some of the Board's activities to generate revenue (museum admission fees from over 164,000 visitors annually, publication and photography sales, rental fees for the museum shops operated by local Indian organizations at the Board's three museum). If authority is granted to accept volunteer services, some future salary costs could be reduced or avoided. The Board will continue to pursue additional fund raising avenues and is prepared to promptly implement all feasible means of generating income.

Congressional report language accompanying the FY 1996 appropriations bill indicated that future funding for this program should be provided through non-Federal sources. While the Board is exploring options for recovering the costs of operating expenses, it is unlikely that full non-Federal funding will be available in FY 1997.

Continued Federal funding of this program is very important to the Department of the Interior for the following reasons:

Historical, Artistic, and Economic Importance of the Collection

The unique collection of artwork and artifacts is extremely important historically, as it contains many early works of some of the best Indian artists, many first exhibited in the 1939 and 1941 World's Fair exhibitions.

This collection contains artifacts and materials that are considered sacred to many tribes and are protected under the Native American Graves Protection and Repatriation Act (*Public Law 101-601*).

Protection is Critical

Without the program, the artwork and artifacts will lose all protection. The collection would probably be removed from the current sites in Indian country. With no protection for the collection, the objects could be lost or destroyed.

Responsibility of the Secretary

The Secretary of the Interior is responsible for protecting, maintaining, and preserving the collection. Funds are critical to ensuring that the Federal Government is not held liable for damage to or loss of the collection.

Enforcement of the Indian Arts and Crafts Act of 1990 (*Public Law 101-644*)

Without the program, Indian artists could lose increasing millions of dollars annually in revenue because of misrepresented imitations.

United Sioux Tribes Development Corp.

FY 1996 Plans and Accomplishments (\$107,000): Under a *Public Law 93-638* contract, the United Sioux Tribes Development Corporation (USTDC) provides services consisting of job development, counseling and guidance in social adjustment in the community. It provides follow-up services after job placement, including job counseling to strengthen the individual's capacity for continued employment. The USTDC has received 2,908 applications from clients seeking employment assistance, 76 applicants have received complete employment assistance at a cost of \$3,289.20/person.

National Ironworkers Training Program

FY 1996 Plans and Accomplishments (\$524,000): Under a *Public Law 84-959* contract, the National Ironworkers Training Program provides the opportunity for Indian participants to learn the ironwork trade. The program conducts three 14-week classes annually with approximately 37 trainees in each class. Trainees receive classroom and shop instructions. Each graduate trainee is credited with one year of work experience toward the required three years of apprenticeship training. The Ironworkers Training Program will have trained 120 individual tribal members from across the country and will provide employment opportunities at locations

close to their place of residence. The anticipated job placement rate is 80 percent for those that complete their training.

Justification of Program and Performance

Activity: Special Programs and Pooled Overhead
Subactivity: Resources Management

| Program Element | | 1996 Estimate To Date | Uncontrollable and One-time Changes | Program Changes | 1997 Budget Request | Change From 1996 |
|---------------------------------------|---------|-----------------------------|---|--------------------|---------------------------|------------------------|
| Indian Int. Resources Information Pgm | \$(000) | 1,320 | 0 | 0 | 1,320 | 0 |
| Intertribal Agriculture Council | \$(000) | 150 | 0 | -150 | 0 | -150 |
| Total Requirements | \$(000) | 1,470 | 0 | -150 | 1,320 | -150 |

Indian Integrated Resources Information Program

Objectives:

- To provide expert technical support in geospatial data technologies to tribal and Bureau managers.
- To support the implementation of geospatial data technologies at the tribal and Bureau field office level in a systematic, cost-effective, and efficient manner.

FY 1996 Plans and Accomplishments (\$1,320,000): The funds will be used for computer systems and operations support (\$320,000); data base management and development (\$300,000); aerial photographic analysis, satellite mapping, land cover and land use mapping, and habitat mapping (\$300,000); and client support, training, technology transfer and geospatial analyses (\$400,000).

Intertribal Agriculture Council

Objective: To provide technical assistance to Indian farmers, ranchers and landowners and to assist in leasing their farmland and rangeland for the maximum economic return consistent with sustained yield management and resource conservation.

FY 1996 Plans and Accomplishments (\$150,000): The Bureau contracts with the Intertribal Agriculture Council (IAC) to develop planning data for improving operations on agricultural lands, prepare reports on agriculture/range needs, and conduct a symposium for the individual members and member tribes. The IAC provides a forum for Native Americans and Alaskan Natives to exchange ideas and share information on management, protection, conservation, and development of agriculture, rangeland, water resources and irrigation infrastructure, and provides assistance to the Bureau concerning national agriculture/range issues.

Justification of Program Change

| Program Element | | 1997 Budget Request | Program Changes (+/-) |
|---------------------------------|---------|---------------------------|-----------------------------|
| Intertribal Agriculture Council | \$(000) | 0 | -150 |

Intertribal Agriculture Council (-\$150,000): In order to provide maximum resources to the tribes in Tribal Priority Allocations (TPA), this program is eliminated in FY 1997. Tribes can use TPA funds for agriculture and other resource programs.

Justification of Program and Performance

Activity: Special Programs and Pooled Overhead
Subactivity: General Administration

| Program Element | | FY 1996 Estimate To Date | Uncontrollable and One-time Changes | Program Changes | 1997 Budget Request | Change From 1996 |
|--------------------------|---------|--------------------------------|---|--------------------|---------------------------|------------------------|
| Related Support Services | \$(000) | 44,255 | -8,325 | -1,000 | 34,930 | -9,325 |
| | FTE | 112 | -112 | 0 | 0 | -112 |
| Facilities Management | \$(000) | 17,622 | 0 | 0 | 17,622 | 0 |
| Total Requirements | \$(000) | 61,877 | -8,325 | -1,000 | 52,552 | -9,325 |
| | FTE | 112 | -112 | 0 | 0 | -112 |

During fiscal year 1996, the Office of Special Trustee (OST) received administrative support from the Bureau, including information resources management and ADP, financial management, procurement, and personnel services. The Bureau also funded the overhead costs of the OST, including GSA rent, postage, unemployment compensation, workers compensation, FFS, FTS 2000, PAY/PERS, and the per capita buy out charge. In the 1996 Conference Report, the Appropriation Committees instructed the Department to include administrative and overhead expenses in the 1997 OST budget. Due to the length of employee furloughs and the delay in resolving the 1996 Budget (including the allocation of the Bureau general reductions), the work necessary to allocate these costs between the Bureau and OST could not be completed in time for submission of the 1997 President's Budget. Accordingly, the Bureau's FY 1997 request includes general administration and pooled overhead funding to support the OST. The analysis and proposed allocation of these costs should be completed in the summer and will be forwarded to the Interior Appropriations Subcommittee.

Related Support Services

| Program Subelement | | FY 1996 Estimate To Date | Uncontrollable and One-Time Changes | Program Changes | 1997 Budget Request | Change From 1996 |
|----------------------------------|---------|--------------------------------|---|--------------------|---------------------------|------------------------|
| Intra-Governmental Billings | \$(000) | 16,506 | 0 | 0 | 16,506 | 0 |
| Employee Compensation - Payments | \$(000) | 9,190 | -83 | 0 | 9,107 | -83 |
| Unemployment Compensation | \$(000) | 7,626 | 377 | 0 | 8,003 | 377 |
| Employee Displacement Costs | \$(000) | 2,314 | 0 | -1,000 | 1,314 | -1,000 |
| Personnel Consolidation | \$(000) | 8,619 | -8,619 | 0 | 0 | -8,619 |
| | FTE | 112 | -112 | 0 | 0 | -112 |
| Total Requirements | \$(000) | 44,255 | -8,325 | -1,000 | 34,930 | -9,325 |
| | FTE | 112 | -112 | 0 | 0 | -112 |

Objectives:

- To provide payment to the Department of the Interior and other government agencies for common support services to the Bureau.
- To provide repayments to the Department of Labor for unemployment and on-the-job injury payments for Bureau employees.

FY 1996 Plans and Accomplishments (\$44,255,000; FTE 112): This program provides funds to other government agencies for services rendered to the Bureau as follows:

Intra-Governmental Billings \$16,506,000): The Intra-governmental payments are made for services provided by the Department, the United States Geological Survey, the Bureau of Reclamation, the United States Postal Service, and the General Services Administration. The FY 1996 cost estimates are:

| Assessments | FY 1996 \$(000) |
|-----------------------|--------------------|
| FFS | 2,325 |
| PAY/PERS | 3,529 |
| Postage (USPS) | 2,049 |
| FTS2000 | 5,397 |
| Departmental Billings | 3,206 |
| Total | 16,506 |

The services provided by the Department include: Departmental news & information; medical & health Services; Departmental Human & Resources Development Center; Albuquerque Learning Center; Denver Learning Center; Information Technology Center; Allex Database; printing & publications; enforcement & security management; working capital funding direction; fiscal services; consolidated mail operations; library services; and general services.

Workers' Compensation Payments (\$9,190,000): These funds are used to reimburse the Department of Labor for on-the-job injury payments for Bureau employees made during the period from July 1, 1993 through June 30, 1994.

Unemployment Compensation (\$7,626,000): These funds are used to reimburse the Department of Labor for unemployment compensation payments made to former Bureau employees during the period from July 1, 1993 through June 30, 1994.

Employee Displacement Costs (\$2,314,000): These funds provide severance and lump sum leave payments to federal employees displaced by tribal operation of federal programs under *Public Law 93-638*.

Personnel Consolidation (\$8,619,000; FTE 112): These funds are provided to cover the cost of personnel services Bureau-wide. The FY 1995 Department-wide plan to consolidate personnel services and operate regional personnel offices was withdrawn in favor of streamlining plans

developed by each Bureau. The FY 1997 budget reflects the transfer of personnel resources to Central and Area Office Operations and Education Personnel Services.

The funds are used to provide staff support services, and activities in the development, coordination, and administration of Bureau-wide personnel management and classification. The staff provide advice to Bureau managers on all facets of federal personnel management, furnish Bureau-wide staff technical leadership regarding reductions-in-force, national labor management relations and negotiations, position and pay management, administer key positions and executive resources, employee relations, and employee training and development.

Facilities Management

| Program Subelement | FY 1996 Estimate To Date | Uncontrollable and one time Changes | Program Changes | 1997 Budget Request | Change From 1996 |
|--------------------|--------------------------|-------------------------------------|-----------------|---------------------|------------------|
| GSA Rentals | \$(000) 15,870 | 0 | 0 | 15,870 | 0 |
| Direct Rentals | \$(000) 1,587 | 0 | 0 | 1,587 | 0 |
| Technical Training | \$(000) 165 | 0 | 0 | 165 | 0 |
| Total Requirements | \$(000) 17,622 | 0 | 0 | 17,622 | 0 |

Objectives:

- To provide space and physical facilities to operate Bureau programs at locations not having Bureau-owned facilities.
- To provide technical training in the operation and maintenance of Bureau-funded facilities.

FY 1996 Plans and Accomplishments (\$17,622,000):

GSA Rentals (\$15,870,000): These funds pay for a portion of the General Services Administration (GSA) rental costs of 128 leases for approximately 1.65 million square feet of office and special purpose space for Bureau administrative staff at central, area, agency, and field offices. Space is also leased for Indian detainees housed in facilities that have deteriorated to the point they can no longer be used.

During FY 1996, the Bureau will continue efforts to reduce GSA and Departmentally controlled and leased space. As a result of the reduction-in-force, Central, area, field office and agency staff are consolidating space and determining future requirements. The Bureau anticipates a reduction in rental space costs, and will be better able to estimate savings which may accrue when the process is completed. Any savings realized could be offset by an increase in lease requirements for alternative detention facilities, due to deterioration of existing facilities.

Direct Rentals (\$1,587,000): These funds cover the cost of leasing 100,000 square feet of building space and 8 acres (25 leases) in non-federal facilities from tribes and other sources for

the Bureau's operations.

Technical Training (\$165,000): These funds provide training for facility staff and users with emphasis on preventive maintenance activities to increase awareness of the requirements and methods to operate and maintain safe facilities, mitigate life safety problems, and adhere to environmental and code compliance laws, policies, and regulations. This program was established to address material weaknesses identified in the Facilities Management Program and to provide training activities for field operations to ensure adequate, proper and timely maintenance of facilities and knowledge of legal requirements. In FY 1996, an estimated 375-400 employees will attend training classes.

The FY 1996 training program includes the following courses: Asbestos Operations and Maintenance; Automated Systems; Environmental Code Awareness; Facilities Management Orientation; General Maintenance Repair (Pump, Electrical, Plumbing); Handicap Accessibility; National Fire Protection Association Life Safety Code 101; Program Management for Facilities Personnel; Safe Water Act (Lab Training); Safety Awareness; Solid Waste Disposal; and Waste Water - Lagoon Operations.

Justification of Program Changes

| Program Element | | 1997 Budget Request | Program Changes (+/-) |
|--------------------------|---------|---------------------------|-----------------------------|
| Related Support Services | \$(000) | 34,930 | -1,000 |

Related Support Services (-\$1,000,000): During Congressional action on the FY 1996 appropriations, funds were added to Employee Displacement Costs for severance and lump sum leave payments associated with proposed staff reductions. These expenses are not expected to recur in FY 1997.

BUREAU OF INDIAN AFFAIRS
OPERATION OF INDIAN PROGRAMS
PROGRAM AND FINANCING (in millions of dollars)

| Identification Code: 14-2100-1-1-999 | FY 1995 Actuals | FY 1996 Estimates | FY 1997 Estimates |
|---|--------------------|----------------------|----------------------|
| Obligation by program activity: | | | |
| 01.00 Other Recurring Programs | 668 | 469 | 465 |
| 02.00 Non-Recurring Programs | 73 | 62 | 60 |
| 03.00 Central Office Operations | 74 | 62 | 55 |
| 04.00 Area Office Operations | 51 | 36 | 35 |
| 05.00 Special pgms and pooled overhead. | 87 | 84 | 83 |
| 06.00 Tribal Priority Allocations | 562 | 601 | 777 |
| 00.96 Total direct program. | 1,515 | 1,314 | 1,475 |
| 00.91 Reimbursable program | 82 | 103 | 87 |
| 10.00 Total Obligations | 1,597 | 1,417 | 1,562 |
| Budgetary Resources Available for Obligation | | | |
| 21.40 Unobligated balance available SOY | | | |
| Uninvested balance | 220 | 259 | 328 |
| 22.00 New budget authority (gross) | 1,645 | 1,488 | 1,666 |
| 22.20 Unobligated balance transferred [Treasury Acct.] | 2 | -2 | |
| 22.30 Unobligated balance expiring | -11 | | |
| 23.90 Total budgetary resources available for obligation | 1,856 | 1,745 | 1,994 |
| 23.95 New obligations | -1,597 | -1,417 | -1,562 |
| 24.40 Unobligated balance available EOY | 259 | 328 | 432 |
| New budget authority (gross), detail: | | | |
| 40.00 Appropriation | 1,525 | 1,384 | 1,579 |
| 40.35 Appropriation rescinded | -6 | | |
| 40.78 % reduction pursuant to P.L. 103-332 | -3 | | |
| 42.00 Transferred from other accounts | 41 | | |
| 42.00 Transferred from other accounts | 6 | | |
| 42.00 Transferred from other accounts | | 1 | |
| 43.00 Appropriation (total) | 1,563 | 1,385 | 1,579 |
| Permanent: | | | |
| Spending Auth from offsetting collections: | | | |
| 68.00 Offsetting collections (cash) | 82 | 103 | 87 |
| 70.00 Total new budget authority (gross) | 1,645 | 1,488 | 1,666 |
| Change in unpaid obligations: | | | |
| Unpaid obligations, start of year: | | | |
| 72.40 Obligated balance, start of year | 338 | 318 | 254 |
| 73.10 New obligations | 1,597 | 1,417 | 1,562 |
| 73.20 Total outlays (gross) | -1,602 | -1,481 | -1,557 |
| 73.40 Adjustments in expired accounts | -15 | | |
| 74.40 Unpaid obligations, end of year. | 318 | 254 | 259 |
| Outlays (Gross), detail: | | | |
| 86.90 Outlays from new current authority | 977 | 803 | 916 |
| 86.93 Outlays from current balances | 543 | 575 | 554 |
| 86.97 Outlays from new permanent authority | 82 | 103 | 87 |
| 87.00 Total outlays (gross) | 1,602 | 1,481 | 1,557 |
| Offsets: | | | |
| Against gross budget authority and outlays: | | | |
| 88.00 Offsetting collections (cash) from: Federal sources | 81 | 101 | 85 |
| 88.40 Offsetting collections from: Non-Federal sources | 1 | 2 | 2 |
| 88.90 Total offsetting collections (cash) | 82 | 103 | 87 |
| Net budget authority and outlays: | | | |
| 89.00 Budget Authority (Net) | 1,563 | 1,385 | 1,579 |
| 90.00 Outlays | 1,520 | 1,378 | 1,470 |

BUREAU OF INDIAN AFFAIRS
OPERATION OF INDIAN PROGRAMS
OBJECT CLASSIFICATION (in millions of dollars)

| Identification Code: 14-2100-0-1-999 | FY95 Actual | FY96 Estimates | FY97 Estimates |
|---|----------------|-------------------|-------------------|
| Direct Obligations: | | | |
| 11.1 Full-time permanent | 308 | 281 | 279 |
| 11.3 Other than full-time permanent | 15 | 13 | 13 |
| 11.5 Other personnel compensation | 10 | 10 | 10 |
| 11.8 Special personal services payments | 3 | 3 | 3 |
| 11.0 Total personnel compensation | 336 | 307 | 305 |
| 12.0 Civilian personnel benefits | 77 | 71 | 71 |
| 13.0 Benefits for former personnel | 9 | 10 | 10 |
| 21.0 Travel & transportation of persons | 17 | 10 | 10 |
| 22.0 Transportation of things | 13 | 12 | 12 |
| 23.1 Rental payments to GSA | 16 | 15 | 16 |
| 23.2 Rental payments to others | 1 | 1 | 1 |
| 23.3 Communications Util & Misc Charges | 20 | 14 | 18 |
| 24.0 Printing and reproduction | 2 | 1 | 2 |
| 25.2 Other services | 636 | 498 | 591 |
| 26.0 Supplies & materials | 34 | 30 | 36 |
| 31.0 Equipment | 20 | 17 | 20 |
| 32.0 Land and structures | 2 | 2 | 4 |
| 41.0 Grants, subsidies, and contributions | 332 | 326 | 380 |
| 99.0 Total, direct obligations | 1,515 | 1,314 | 1,475 |
| Reimbursable Obligations | | | |
| 11.1 Full-time permanent | 25 | 34 | 25 |
| 11.3 Other than full-time permanent | 1 | 1 | 1 |
| 11.5 Overtime | 1 | 1 | 1 |
| 11.0 Total personnel compensation | 26 | 35 | 26 |
| 12.0 Civilian personnel benefits | 5 | 8 | 5 |
| 21.0 Travel & transportation of persons | 1 | 2 | 1 |
| 25.2 Other services | 20 | 27 | 24 |
| 26.0 Supplies & materials | 2 | 2 | 2 |
| 31.0 Equipment | 1 | 1 | 1 |
| 41.0 Grants, subsidies, and contributions | 26 | 28 | 28 |
| 99.0 Total Reimbursable Obligations | 82 | 103 | 87 |
| 99.9 Total Obligations | 1,597 | 1,417 | 1,562 |

CONSTRUCTION

Appropriation Language

DEPARTMENT OF THE INTERIOR

BUREAU OF INDIAN AFFAIRS

Construction

For construction, major repair, and improvement of irrigation and power systems, buildings, utilities, and other facilities, including architectural and engineering services by contract; acquisition of lands, and interests in lands; and preparation of lands for farming, and for construction of the Navajo Indian Irrigation Project pursuant to Public Law 87-483, \$122,824,000, to remain available until expended: *Provided*, That such amounts as may be available for the construction of the Navajo Indian Irrigation Project may be transferred to the Bureau of Reclamation: *Provided further*, That not to exceed 6 per centum of contract authority available to the Bureau of Indian Affairs from the Federal Highway Trust Fund may be used to cover the road program management costs of the Bureau of Indian Affairs: *Provided further*, That any funds provided for the Safety of Dams program pursuant to 25 U.S.C. 13 shall be made available on a non-reimbursable basis: *Provided further*, That for the fiscal year ending September 30, 1997, in implementing new construction or facilities improvement and repair project grants in excess of \$100,000 that are provided to tribally controlled grant schools under Public Law 100-297, as amended, the Secretary of the Interior shall use the Administrative and Audit Requirements and Cost Principles for Assistance Programs contained in 43 CFR part 12 as the regulatory requirements: *Provided further*, That such grants shall not be subject to section 12.61 of 43 CFR; the Secretary and the grantee shall negotiate and determine a schedule of payments for the work to be performed: *Provided further*, That in considering applications, the Secretary shall consider whether the Indian tribe or tribal organization would be deficient in assuring that the construction projects conform to applicable building standards and codes and Federal, tribal, or State health and safety standards as required by 25 U.S.C. 2005(a), with respect to organizational and financial management capabilities: *Provided further*, That if the Secretary declines an application, the Secretary shall follow the requirements contained in 25 U.S.C. 2505(f): *Provided further*, That any disputes between the Secretary and any grantee concerning a grant shall be subject to the disputes provision in 25 U.S. C. 2508 (e).

Appropriation Language Citations

BUREAU OF INDIAN AFFAIRS

Appropriation: Construction

1. For construction, major repair, and improvement of irrigation and power systems

For construction, major repair, and improvement of irrigation and power systems, involving irrigation canals, wells, hydroelectric dams, and water and electrical distribution systems.

25 U.S.C. 13
25 U.S.C. 631(2)

25 U.S.C. 13 (The Snyder Act of November 2, 1921) is the basic authority under which the Secretary provides services, including construction of facilities, to support operating programs to federally recognized Indians. This Act also provides for the extension, improvement, operation, and maintenance of existing Indian irrigation systems and for development of water supplies. In addition, most of the major projects have specific authorizations.

25 U.S.C. 631(2) provides that, in order to further the purposes of existing treaties with the Navajo and Hopi Indians to provide facilities essential in combating hunger, disease, poverty, and demoralization among their members, the Secretary is authorized to undertake a program of basic improvements for the conservation and development of their resources, including the completion and extension of existing irrigation projects.

2. buildings, utilities, and other facilities

For construction, major repair, and improvement of all BIA buildings, utilities, and other facilities, including demolition of obsolete structures and consolidation of under utilized facilities.

25 U.S.C. 13
25 U.S.C. 450
25 U.S.C. 631(12), (14)

25 U.S.C. 450 (The Indian Self-Determination and Education Assistance Act) authorizes construction of public school facilities serving Indian children and permits expending not more than 25 percent of any funds appropriated for construction of previously private schools.

25 U.S.C. 631(12), (14) provide that in order to further the purposes of existing treaties with the Navajo and Hopi Indians to provide facilities essential in combating hunger, diseases, poverty, and demoralization among its members, section 12 and 14 includes the following:

- (12) School buildings and equipment, and other educational measures
- (14) Common service facilities

3. including architectural and engineering services by contract

The construction program includes the advertisement for architectural and engineering services through the Buy Indian Act, Public Law 93-638, and open market contracts.

25 U.S.C. 13
25 U.S.C. 450

4. acquisition of lands and interests in lands

The program includes the acquisition of lands and interests in lands, as directed by Congress and judicial decisions.

25 U.S.C. 465

25 U.S.C. 465 provides that the Secretary of the Interior is authorized, in his discretion, to acquire, through purchase, relinquishment, gift, exchange, or assignment, and interest in lands, water rights, or surface rights to lands, within or without existing reservations, including trust or otherwise restricted allotments, whether the allottee be living or deceased, for the purpose of providing land for Indians.

5. preparation of lands for farming

The construction program includes functions relating to preparation of lands for farming and irrigation, such as cleaning, leveling, terracing, and installation of irrigation systems.

25 U.S.C. 13
25 U.S.C. 465

6. to remain available until expended

No specific authority

This appropriation involves construction projects which require more than a one-year cycle from its beginning stages through the actual construction of facilities. Therefore, funds are to remain available until expended.

7. *Provided*, That not to exceed 6 percentum of contract authority available to the Bureau of Indian Affairs from the Federal Highway Trust Fund may be used to cover the road program management cost of the Bureau of Indian Affairs.

25 U.S.C. 13, 318a

23 U.S.C. 101
23 U.S.C. 203
23 U.S.C. 204b, 204c

25 U.S.C. 13 (The Snyder Act of November 2, 1921) is the basic authority under which the Secretary provides services, including road construction, to federally recognized Indians.

25 U.S.C. 318a authorizes material, equipment, supervision and engineering in the survey, improvement, construction, and maintenance of Indian reservation roads.

23 U.S.C. 101 (The Surface Transportation Assistance Act of 1982) defines Indian reservation roads as "public roads, including roads on the federal-aid systems, that are located within or provide access to an Indian reservation or Indian trust land or restricted Indian land which is not subject to fee title alienation without the approval of the Federal Government, or Indian and Alaska Native villages, groups, or communities, in which Indians and Alaskan Natives reside, whom the Secretary of the Interior has determined are eligible for services generally available to Indians under Federal laws specifically applicable to Indians."

23 U.S.C. 203 (The Surface Transportation Assistance Act of 1982) provides that funds authorized for Indian reservation roads shall be available for contract upon apportionment.

23 U.S.C. 204b (The Surface Transportation and Uniform Relocation Assistance Act of 1987) provides that funds available from the Highway Trust funds for Indian reservation roads shall be used by the Secretary of Interior for the cost of construction and improvement of such roads.

23 U.S.C. 204c (The Intermodal Surface Transportation Efficiency Act of 1991) provides that Indian reservation roads under the jurisdiction of the Bureau of Indian Affairs shall be eligible to expend not more than 15 percent of the funds apportioned for Indian reservation roads from the Highway Trust Fund for the purpose of road sealing projects.

8. *Provided further*, That any funds provided for the Safety of Dams program pursuant to 25 U.S.C. 13 shall be made available on a non-reimbursable basis.

25 U.S.C. 13

25 U.S.C. 13 (The Snyder Act of November 2, 1921) authorizes the Secretary to provide services, including improvements to irrigation systems and the development of water supplies to federally recognized Indians.

9. *Provided further*, That in considering applications, the Secretary shall consider whether the Indian tribe or tribal organization would be deficient in assuring that the construction projects conform to applicable building standards and codes and Federal, tribal, or State health and safety standards with respect to organizational and financial management capabilities.

25 U.S.C. 2005(a)

25 U.S.C. 2005(a) provides that the Secretary shall immediately begin to bring all schools, dormitories, and other facilities operated by the Bureau or under contract or grant with the Bureau in connection with the education of Indian children into compliance with all applicable Federal, tribal, or State health and safety standards, whichever provide greater protection (except that the tribal standards to be no greater than otherwise applicable Federal or State standards), with section 504 of the Rehabilitation Act of 1973 (29 U.S.C. 794), and with the Americans with Disabilities Act of 1990, except that nothing in this section shall require termination of the operations of any facility which does not comply with such provisions and which is in use on October 20, 1994.

10. *Provided further*, That if the Secretary declines an application, the Secretary shall follow the requirements.

25 U.S.C. 250(f)

25 U.S.C. 2505(f) provides that whenever the Secretary declines to provide a grant to transfer operation of a Bureau school or determines that a school is not eligible for assistance, the Secretary shall (A) state the objections in writing to the tribe or tribal organization within the allotted time, (B) provide assistance to the tribe or tribal organization to overcome all stated objections, (C) provide the tribe or tribal organization a hearing on the record under the same rules and regulations that apply under the Indian Self-Determination, Education Assistance Act, (D) provide an opportunity to appeal the objection raised.

11. *Provides further*, That any disputes between the Secretary and any grantee concerning a grant shall be subject to the disputes provision.

25 U.S.C. 2508(e)

25 U.S.C. 2508(e) provides that any exception or problem cited in an audit, any dispute regarding a grant authorized to be made pursuant to this chapter or any amendment to such grant, and any dispute involving an administrative cost grant, shall be handled under the provisions governing exceptions, problems, or disputes in the case of contracts under the Indian Self-Determination and Education Assistance Act of 1975. The Equal Access to Justice Act shall apply to administrative appeals filed after September 8, 1988, by grantees regarding a grant, including an administrative cost grant.

ANALYSIS OF BUDGETARY RESOURCES BY ACTIVITY
(Dollar Amounts in Thousands)

Account: Construction (14-2301-0-1-452)

| Activity | 1995 Actual | 1996 Estimate To Date | 1997 Request |
|--|------------------------|--------------------------------------|-------------------------|
| 1. Education Construction | | | |
| BA available for obligation: | | | |
| Appropriation | 47,298 | 42,539 | 44,016 |
| Unobligated balance, start of year | 116,076 | 66,028 | 33,314 |
| Appropriation Rescinded | (7,407) | | |
| Reprog to Tribal Government Construction for Self-Governance Compacts | (590) | 0 | 0 |
| Total BA available | 155,377 | 108,567 | 77,330 |
| Less obligations | (89,349) | (75,253) | (50,864) |
| Unobligated Balance End of Year (FTE-Direct) | 66,028 (29) | 33,314 (29) | 26,466 (29) |
| 2. Public Safety and Justice | | | |
| BA available for obligation: | | | |
| Appropriation | 8,883 | 6,000 | 14,500 |
| Unobligated balance, start of year | 14,122 | 10,007 | 5,598 |
| Appropriation Rescinded | (1,671) | | |
| Reprog to Tribal Government Construction for Self-Governance Compacts | (6,887) | 0 | 0 |
| Total BA available | 14,447 | 16,007 | 20,098 |
| Less obligations | (4,440) | (10,409) | (12,000) |
| Unobligated Balance End of Year | 10,007 | 5,598 | 8,098 |
| 3. Resources Management Construction | | | |
| BA available for obligation: | | | |
| Appropriation | 62,861 | 47,245 | 53,968 |
| Unobligated balance, start of year | 19,771 | 17,180 | 17,090 |
| Appropriation Rescinded | (524) | | |
| Reimbursements | 12,967 | 1,000 | 3,000 |
| Reprog to Tribal Government Construction for Self-Governance Compacts | (7,567) | 0 | 0 |
| Total BA available | 87,508 | 65,425 | 74,058 |
| Less obligations | (70,328) | (48,335) | (54,839) |
| Unobligated Balance End of Year (FTE-Direct) | 17,180 (90) | 17,090 (64) | 19,219 (64) |
| 4. Community Development Construction | | | |
| BA available for obligation: | | | |
| Appropriation | 0 | 0 | 0 |
| Reimbursements | | 2,000 | |
| Unobligated balance transferred (14-4189) | | (2,000) | |
| Unobligated balance, start of year | 1,379 | 181 | 0 |
| Total BA available | 1,379 | 181 | 0 |
| Less obligations | (1,198) | (181) | 0 |
| Unobligated Balance End of Year | 181 | 0 | 0 |
| <i>(FTE-ALLOCATION From Federal Highway Administration)</i> | <i>(653)</i> | <i>(569)</i> | <i>(558)</i> |
| <i>(FTE-Reimbursable Programs)</i> | <i>(55)</i> | <i>(18)</i> | <i>(18)</i> |

ANALYSIS OF BUDGETARY RESOURCES BY ACTIVITY
(Dollar Amounts in Thousands)

Account: Construction (14-2301-0-1-452)

| Activity | 1995 Actual BA | 1996 Estimated To Date | 1997 Request |
|--|-------------------------------|---------------------------------------|-------------------------|
| 5. General Administration | | | |
| BA available for obligation: | | | |
| Appropriation | 8,085 | 5,049 | 10,340 |
| Unobligated balance, start of year | 8,192 | 12,233 | 6,039 |
| Appropriation Rescinded | (4) | | |
| Reprog to Tribal Government Construction for Self-Governance Compacts | (73) | 0 | 0 |
| Total BA available | 16,200 | 17,282 | 16,379 |
| Less obligations | (3,967) | (11,243) | (8,121) |
| Unobligated Balance End of Year (FTE-Direct) | 12,233 | 6,039 | 8,258 (47) |
| 6. Tribal Government Construction | | | |
| BA available for obligation: | | | |
| Appropriation | 2,894 | 0 | 0 |
| Unobligated balance, start of year | | 835 | 20 |
| Reprog to Self-Governance Compacts | (374) | | |
| Reprog from other activities for Self-Governance Compacts | 15,491 | 0 | 0 |
| Total BA available | 18,011 | 835 | 20 |
| Less obligations | (17,176) | (815) | (20) |
| Unobligated Balance End of Year | 835 | 20 | 0 |
| 7. Emergency Response | | | |
| BA available for obligation: | | | |
| Unobligated balance, start of year | 106 | 1 | 0 |
| Total BA available | 106 | 1 | 0 |
| Less obligations | (105) | (1) | 0 |
| Unobligated Balance End of Year | 1 | 0 | 0 |

Account Totals

| | | | |
|--|-----------------------|----------------------|----------------------|
| BA available for obligation: | | | |
| Appropriation | 130,021 | 100,833 | 122,824 |
| Appropriation Rescinded | (9,606) | 0 | 0 |
| Appropriation Total | 120,415 | 100,833 | 122,824 |
| Reimbursements | 12,967 | 3,000 | 3,000 |
| Unobligated balance transferred (14-4189) | | (2,000) | |
| Unobligated balance start of year | 159,646 | 106,465 | 62,061 |
| Total BA available | 293,028 | 208,298 | 187,885 |
| Less obligations | (186,563) | (146,237) | (125,824) |
| Unobligated Balance End of Year (FTE) | 106,465 827 | 62,061 680 | 62,061 716 |

**SUMMARY OF REQUIREMENTS
CONSTRUCTION**
(Dollars in Thousands)

| Comparison by Activity | FY 1995 Actual | | FY 1996 Estimate | | Uncontrollable and | | Program Changes | | FY 1997 Budget | | Increase/Decrease | |
|-------------------------------------|----------------|---------|------------------|---------|--------------------|--------|-----------------|--------|----------------|---------|-------------------|--------|
| | FTE | Amount | FTE | Amount | FTE | Amount | FTE | Amount | FTE | Amount | FTE | Amount |
| Construction | | | | | | | | | | | | |
| Tribal Government | 0 | 2,894 | 0 | 0 | 0 | 0 | 0 | 0 | 0 | 0 | 0 | 0 |
| Education | 29 | 39,891 | 29 | 42,539 | 0 | 16 | 0 | 1,461 | 29 | 44,016 | 0 | 1,477 |
| Public Safety and Justice | 0 | 7,212 | 0 | 6,000 | 0 | 0 | 0 | 8,500 | 0 | 14,500 | 0 | 8,500 |
| Resources Management | 90 | 62,337 | 64 | 47,245 | 0 | 37 | 0 | 6,686 | 64 | 53,968 | 0 | 6,723 |
| General Administration | 0 | 8,081 | 0 | 5,049 | 47 | 3,523 | 0 | 1,768 | 47 | 10,340 | 47 | 5,291 |
| Subtotal, Direct Program | 119 | 120,415 | 93 | 100,833 | 47 | 3,576 | 0 | 18,415 | 140 | 122,824 | 47 | 21,991 |
| Reimbursable Program | 18 | | 18 | | | | | | 18 | | | |
| Total Appropriation | 137 | 120,415 | 111 | 100,833 | 47 | 3,576 | 0 | 18,415 | 158 | 122,824 | 47 | 21,991 |
| Allocation to Bureau of Reclamation | 87 | | 87 | | | | | | 87 | | | |

BIA-210

BUREAU OF INDIAN AFFAIRS
Summary of Requirements
(Dollars in Thousands)

Appropriation: Construction

| | <u>FTE</u> | <u>Amount</u> | <u>FTE</u> | <u>Amount</u> |
|--|------------|---------------|------------|----------------------|
| FY 1996 Budget Estimate | | | 111 | 100,833 |
| <u>Uncontrollable Cost Changes:</u> | | | | |
| Additional cost in 1997 of the January 1996 Pay Raise | | 22 | | |
| CSRS/FERS Retirement costs | | 23 | | |
| Health Benefits | | 8 | | |
| <u>Internal Transfer:</u> | | | | |
| Construction Program Management | 47 | 3,523 | 47 | |
| Total uncontrollable changes | | | | 3,576 |
| Program Changes | | | | <u>18,415</u> |
| Total Requirements (1997 Request) | | | 158 | 122,824 |

Justification of Uncontrollable Changes:

1997
Request

Additional cost in 1997 of the January 1996 Pay Raise..... +22

The adjustment is for an additional amount needed in 1997 to fund the remaining 3-month portion of the estimated cost of the pay increases effective in January 1996.

Additional cost in 1997 of the January 1997 Pay Raises Absorbed..... [139]

The amount displayed in brackets is a non-add representing the additional costs of funding the January 1997 pay increases for GS-series employees and the associated pay rate changes made in other pay series. This amount will be absorbed in FY 1997.

CSRS/FERS Retirement costs..... +23

The adjustment is for the increase in estimated retirement costs resulting from changes in the relative proportion of FERS employees in the Bureau work force.

Health Benefits..... +8

The adjustment is for changes in estimated health benefits costs paid by the Bureau. It results from changes in the health plan options elected by employees and increases in the cost of the plans.

Construction Program Management..... +3,523

In action taken on the FY 1996 appropriations, both the House and Senate transferred funds to the Bureau's construction activity from the Office of the Secretary to accommodate the costs of the Office of Construction Management. This adjustments continues the transfer of resources associated with Construction Program Management.

STATUS OF FACILITIES CONSTRUCTION

The Bureau's facilities construction accounts provide for the construction, repair and improvement of Bureau facilities which include schools, detention centers, administrative buildings, warehouses, utility systems, forestry, and fire management facilities, and associated structures. These structures currently encompass approximately 21 million square feet of space in over 3,446 buildings (excluding quarters) in 26 states. Approximately 63% of these buildings were built over 30 years ago and 26% were built over 50 years ago. Many unsafe and unhealthy building conditions exist at many of these facilities. These old structures require significant amounts of repair, or in some cases require total replacement. It is not economical to repair structures that do not meet current program requirements under existing building codes and standards. The most recent cost estimate for repairing and/or replacing Bureau facilities totalled more than \$660 million.

Currently, the Bureau uses a priority ranking process to identify projects for repair or new construction. The Bureau's primary consideration for funding projects, is to alleviate unsafe or unhealthy conditions in facilities. It often takes several years to adequately plan, design, and construct and/or repair a facility. Unfortunately, the needs greatly exceed both the ability to fund and the manpower to administer the program. There are over 200 funded projects managed by the facilities personnel. Because a limited staff must administer diverse construction projects in these different programs, the amount of construction projects which can be adequately managed in any given year is limited. Workload has increased to the point in recent years which resulted in an unacceptable backlog of work that is funded, but not ready for obligation. This has caused a significant amount of construction funds to remain unobligated at the end of the past several years. However, for those projects with completed design work and ready for construction, the focus will be on using the grant process to obligate funds through *Public Law 93-638* on the backlog items.

In FY 1995, significant progress was made to reduce the unobligated balance in the construction appropriation. This equated to a 33% reduction in the unobligated balance from \$151.9 million at the end of FY 1994 to \$100.6 million at the end of FY 1995. The Bureau will continue efforts to obligate construction funds promptly and effectively. In addition, the Bureau is also developing a plan to audit and close out a significant number of old contracts with small unliquidated obligations.

Prior to FY 1995, the facilities construction funding was reduced in line with the Bureau's ability to obligate funds and accomplish projects. However, it should be pointed out that the Bureau's recent streamlining actions, a reduction-in-force that occurred in February 1996, due to funding reductions, limited funding under continuing resolutions, and government shutdowns adversely impacted all Bureau programs, including facilities construction. Projects and progress are being delayed. Facilities staff at both the central and area offices were significantly impacted, and internal transfers from Area Office Operations to Tribal Priority Allocations also affect staffing.

For FY 1997, the Bureau is requesting program increases totalling \$11.8 million in the facilities construction accounts. This request reflects those construction projects that can be awarded for construction in FY 1997. The increases requested in Education Construction and General Administration to support comprehensive validation of project backlogs coupled with the request

to begin the replacement of the outdated project management information system will result in the best use of appropriations to address needed facility repairs and/or replacements.

Justification of Program and Performance

Account: Construction
 Activity: Education Construction

| Program Element | | 1996 Enacted To Date | Uncontroll- -able and One-Time Changes | Program Changes | 1997 Budget Request | Change From 1996 |
|-----------------------------------|---------|----------------------------|---|--------------------|---------------------------|------------------------|
| New School Construction | \$(000) | 18,500 | | -500 | 18,000 | -500 |
| Employee Housing | \$(000) | 3,000 | | | 3,000 | |
| Facilities Improvement and Repair | \$(000) | 21,039 | 16 | +1,961 | 23,016 | +1,977 |
| | (FTE) | 29 | | | 29 | |
| Total Requirements | \$(000) | 42,539 | 16 | +1,461 | 44,016 | +1,477 |
| | (FTE) | 29 | | | 29 | |

New School Construction

Objectives: The objective of the New School Construction program is to provide safe, functional, and economical educational facilities for more than 50,000 students attending BIA-owned or funded schools in eligible Indian communities. Existing facilities are replaced in those instances where rehabilitation and upgrading are not feasible because of student capacity needs, functional changes or cost. Schools may be operated directly by the Bureau of Indian Affairs (BIA) or by tribal organizations under a contract or grant. Projects selected for funding are from the New School Construction Priority List developed in FY 1993.

FY 1996 Plans and Accomplishments (\$18,500,000): During FY 1991-95, \$94.9 million was appropriated to complete construction of schools at Laguna, Choctaw, Dunseith, Pine Ridge, and the Haskell Dormitory, as well as several schools on the priority list. Funds appropriated in FY 1996 will be used to continue construction of the Chief Leschi school complex in Washington. Chief Leschi school is the eighth priority project on the New School Construction Priority List.

The following is a status of projects previously appropriated for school construction:

- Laguna Middle School (New Mexico) - Construction completed.
- Dunseith Middle School (North Dakota) - Construction completed.
- Choctaw Central School Library (Mississippi) - Funded through reprogramming - construction completed.
- Pine Ridge High School (South Dakota) - Construction completed except for the running track and concession area. Occupancy occurred October 1994.
- Haskell Dormitory (Kansas) - Is under construction and is 20% completed.

The following is a status of projects from the construction Priority List:

- Pinon Dormitory (Arizona) - Is currently under construction. Estimated construction completion June 1996.
- Eastern Cheyenne River, (South Dakota) - Is a pre K-12 grade school which will replace three schools, Promise, Swiftbird, and White Horse is currently under construction. Estimated construction completion November 1996.
- Rock Point (Arizona) - Construction completed May 1995.
- Tucker Elementary School (Mississippi) - Construction completed August 1994.
- Shoshone Bannock/Ft. Hall School (Idaho) - School is currently under construction. Estimated construction completion August 1996.
- Standing Pine Elementary School (Mississippi) - Construction completed October 1995
- Chief Leschi/Puyallup Tribal School (Washington) - School is under construction. Additional funds are needed in FY 1997 to complete construction. Funds made available for construction will not be used for a swimming pool.

Advanced Planning and Design

No funds were appropriated in FY 1996 for advanced planning and design of new schools. However, there are sufficient funds from previous appropriations to complete the planning and design of the remaining schools on the FY 1993 New School Construction Priority List. Due to the length of time required to plan and design a school, as well as to construct the facility, design of the remaining schools will proceed as needed. The BIA recognizes that it is not prudent to complete designs of facilities too far in advance of appropriations for construction, since this could result in added construction costs and delay project schedules due to redesign requirements in the event there are changes in building codes, program requirements or demographics.

NOTE: Project estimates will change based on the stage of project completion; for example, cost estimates are revised at the completion of various stages: preplanning, planning, 40 percent design, 70 percent design and completion of design. In addition, construction cost may vary as a result of bid conditions.

The status of the remaining schools on the New School Construction Priority list is as follows:

Seba Dalkai Boarding School (Arizona) - A planning contract to project student enrollment should be completed in April 1996. The design contract could be awarded in August 1996, and completed in February 1998. Planning and design funds are available.

Sac and Fox School (Iowa) - A Pre K-8 facility is being designed by the tribe. The design will be completed in November 1996. Based on the 20 percent design stage, the current project estimate is \$9.9 million.

Pyramid Lake High School (Nevada) - The Pyramid Lake Paiute High School Board is designing a grade 7-12 school. The design is scheduled to be completed in February 1996. Based on the completed design, the estimated construction cost is \$9.1 million.

Shiprock Alternative School (New Mexico) - The School Board is in the planning phase for a Pre K-12 school.

Tuba City Boarding School (Arizona) - The Navajo Nation will plan a Pre K-8 school. The planning contract is scheduled to be awarded in April 1996, and completed in December 1996.

Fond Du Lac Ojibway School (Minnesota) - A *Public Law. 100-297* planning grant is scheduled to be awarded in February 1996 and completed in September 1996, for a Pre K-8 grade school.

Second Mesa Elementary School (Arizona) - The planning contract awarded in May 1995 to project enrollment for a Pre K-6 grade school is scheduled for completion in April 1996.

Zia Day School (New Mexico) - The planning contract awarded in April 1995, to project student enrollment and to determine the program requirements for a Pre K-8 grade school is scheduled for completion in December 1996.

Employee Housing

Objective: The objective of the Employee Housing Program is to provide safe, sanitary, and code compliant quarters for required and necessary occupants of these BIA facilities.

FY 1996 Plans and Accomplishments (\$3,000,000): The Housing Assessment study has been completed. All funds appropriated for FY 1996 are used to abate serious health and safety-related (S-1) deficiencies. The current S-1 deficiency total from the Facility Construction Operations and Maintenance (FACCOM) system is \$11.2 million. There is an additional \$7.3 million of repairs identified from the current assessment study which is not yet entered into the FACCOM system. Most of the work to correct the deficiencies is accomplished at the local level by either BIA force account or contract labor.

Facilities Improvement and Repair (FI&R)

Objective:

- To address the material weakness of the educational facilities program in the areas of improvement and repair needs, with emphasis on critical health and safety-related deficiencies identified in BIA safety and facility reviews.
- To maximize the use of existing educational facilities and reduce costs of operation, maintenance, and repair.
- To renovate or replace educational facilities, (including improvements, demolitions, and additions) in lieu of complete new construction, where economically justified.
- To continue the minor and emergency repair activities to ensure safe and functional facilities.

FY 1996 Plans and Accomplishments (\$21,039,000; FTE 29): Material weaknesses have been identified in the BIA facilities program primarily due to the large number of life safety and health-related deficiencies. Bureau-wide the BIA manages approximately 17.2 million square feet of space, encompassed in 2,183 education buildings. The improvement and repair of these facilities is an on-going effort to assure functionally adequate facilities which are safe and sanitary and meet environmental protection, energy conservation, and handicap accessibility requirements. The backlog of repair and replacement needs of all BIA facilities estimated at approximately \$660 million. Based on the method developed in FY 1993, the Facilities Improvement and Repair (FI&R) program will continue to place emphasis on eliminating safety and health hazards, and to effectively reduce the substantial backlog of needed improvements and repairs for BIA facilities. Potential projects which were identified by facility users, area office facilities personnel, and the FMCC were examined to ensure they were efficient, economically practical, and addressed as many of the deficiencies at a location as possible. The projects are prioritized on a Bureau-wide basis using a computerized formula that evaluates the seriousness of the deficiencies and the relative risks of those deficiencies to facility users. The following is a list of the FI&R projects funded in FY 1996:

Chinle Boarding School, Fire Repair, AZ. #95N91;
Laguna School roofing, NM. #96M01;
Coeur D' Alene School, ID. #96P01;
Wa He Lut Indian School, WA. #96P02;
Toadlena School, AZ. #96N20 & #96N70;
Kickapoo Nation School, KS. #96B01;
Eufaula Dormitory, OK. #96G01;
Nenahnezad Boarding School, AZ. #96N03;
Repay New School Construction for Sherman Indian School, CA. #95H02/03 and Nizilini School, AZ. #93N03
Portable Classroom Buildings -- #96K01;
Roof Repair/Replacement Program;
Environmental Assessments/Inspections/Abatement;

In addition to major construction projects, minor repair, and emergency projects, the main emphasis of the program is to remedy life safety and health-related deficiencies in facilities. Most of the work to correct deficiencies is accomplished by the BIA force account workers or through Tribal employment under *P. L. 93-638* contracts or *100-297* grants. The work includes boiler repair and replacement, repair and installation of fire exit lights, emergency lights, fire rated doors, smoke detectors, and other safety related items.

Justification of FY 1997 Budget Request:

| Program Element | | 1997 Budget Request | Program Changes (+/-) |
|-----------------------------------|---------|------------------------------------|--------------------------------------|
| New School Construction | \$(000) | 18,000 | -500 |
| Employee Housing | \$(000) | 3,000 | |
| Facilities Improvement and Repair | \$(000) | 23,016 | +1,961 |
| | (FTE) | 29 | 0 |
| Total Requirements | \$(000) | 44,016 | +1,461 |
| | (FTE) | 29 | 0 |

Note: Construction contract support costs are included in project estimates.

New School Construction (\$18,000,000): In FY 1997, \$18 million is requested for New School Construction to provide funding for the two schools on the New School Construction Priority List. They are the following:

Chief Leschi School, WA. 92P2N (\$4,000,000): An additional \$4 million is needed to complete construction of the Chief Leschi Indian Schools. The Pre K-12 school complex for a projected enrollment of 1,057 students near Tacoma Washington was started in FY 1995. The facility contains 201,385 square feet for 45 classrooms, 4 shops, 8 labs, gymnasium, a multi-purpose room, dining facility, library, administrative and commons areas and specialized educational and other support spaces. The project also includes exterior athletic facilities and fields as well as utilities systems and streets and walks. To date, a total of \$22,991,000 has been appropriated for this project. The Chief Leschi School construction is accomplished through a *Public Law 100-297* grant with the Puyallup Nation School Board. Funds could be obligated in the first quarter of FY 1997.

Many Farms High School Replacement. AZ. 92N3N (\$14,000,000): For Many Farms High School, \$14,000,000 is requested to construct the facility. This project will provide for the replacement of two large classroom buildings which were destroyed by ground settlement. Previously existing buildings were demolished many years ago due to extensive soil erosion and foundation settlement causing building structural failure. Due to the expansive clay in the soil, buildings constructed at this location require special foundations. Temporary portable trailers were brought in to house the high school program. Trailers were to serve as a temporary measure only; they do not meet current building codes; are overcrowded, and do not provide adequate space for the high school program. Current enrollment at the high school is approximately 378 students. The new buildings will accommodate 538 students. The complete project will allow for an enrollment of approximately 750 students in this grade 9-12 school. The new facilities will encompass approximately 51,156 square feet. This project also eliminates the need for portable classrooms used in the interim period.

The temporary buildings which houses the students have deteriorated to the point that the learning environment is jeopardized and safety risks are imminent. Without the funds to construct the replacement school, 378 students at Many Farms will be forced to attend school in a potentially very unsafe environment. Besides depriving the students of a normal learning environment, this situation creates serious liability problems for the Bureau. The construction project would be accomplished through a *Public Law 93-638* contract with the Navajo Nation. Given that design is scheduled for completion in the fall of FY 1996, construction funds could be obligated early in FY 1997.

Employee Housing (\$3,000,000): These funds provide ongoing correction of health and safety items presently in the safety tracking backlog. Based on present projections, approximately, a total of \$70 million is needed to correct all deficiencies. This includes a \$18.5 million of health and safety-related, S-1, deficiencies which are critical, and the construction of employee housing facilities.

Facilities Improvement and Repair (\$23,016,000; FTE 29): The FY 1997 request of \$23 million is needed to continue to address the material weakness in the facilities program due to health and safety-related deficiencies in education facilities. Specifically, the following projects are proposed for funding in FY 1997 to address current requirements which were previously identified within ranked projects. It is estimated that all funds for the projects identified can be obligated in FY 1997. These projects, either have or will complete design activity prior to the end of FY 1996.

Navajo Community College. Building# 1228, Shiprock, NM, 96N02 (\$1,280,000): This project addresses critical building conditions that require asbestos abatement and replacement of the existing roof on the 119,133 square feet education building, #1228. It will be funded contingent upon an agreement, with the Navajo Nation, to transfer ownership and responsibility for the building to the Tribe. The project would be accomplished through a *Public Law 93-638* contract with the Navajo Nation/

Choctaw Central High School MS, 93S12 (\$400,000): This project includes flooring, sealing and wall repair in the basement due to asbestos, sprinkler system extension, and new fire alarm system tying all buildings to a central point.

Wingate Elementary School Building #46&61, NM, 97N92 (\$640,000): This project provides for the removal of asbestos from historical buildings at this elementary school.

Haskell Indian University Electrical, KS, 94L01 (\$1,620,000): This project will provide additional funds for the repair and replacement of the campus-wide electrical distribution system at the Haskell Indian Nations University. The electric system repairs were initiated in previous years and additional funds are needed to provide adequate electrical capacity to all campus buildings.

Kinlichee School, Phase III, AZ, 97N03 (\$2,500,000): This project will provide additional funding required for the replacement of this school built in 1935. A study determined that the existing school has outlived its useful life. It is not economically feasible to repair and modernize it. Prior year appropriations for this project total is \$3,128,000. The

replacement school will provide a contemporary classroom environment in a smaller space than the originally constructed facility.

Rock Point School, PH II, AZ, 97N04 (\$1,790,000): This project will provide additional funds to complete improvements started under Phase I (project 93N37). This is a K-12 school serving Navajo Nation children. Enrollment is approximately 425 students. Prior year appropriations for this project total \$1,062,000. The project would be accomplished through a *Public Law 93-638* contract with the Navajo Nation.

Ahfachkee School, FL, 97S08 (\$130,000): This project will provide a 2,500 square feet covered physical education area for the school serving the Seminole Tribe. The school does not presently have physical education space for the children. A covered area is needed due to the rainfall at this location. In addition, the space is required to meet state accreditation. Enrollment at the K-6 school is approximately 69 students. The project would be accomplished through a *Public Law 93-638* contract with the Seminole Tribe of Florida.

Tate Topa Tribal School, ND, 92A03 (\$430,000): This project will provide for handicap access and life safety improvements, such as making rest rooms handicap accessible, providing handicap ramps, and emergency exit lights. Enrollment at this K-8 school is approximately 464 students. The project would be accomplished through a *Public Law 93-638* contract with the Devil's Lake Sioux Tribe of North Dakota.

Roof Repair/Replacement Program (\$810,000): Funds will be used to address and reduce the backlog of roofing deficiencies in various BIA education facilities. Projects are placed in priority order to arrest deterioration, protect the safety of students, teachers, and administrative staff, protect government property and prevent adverse effects on the programs housed in these facilities. Design activity shall be completed in FY 1996 to fund projects based on current cost estimates.

Portable Classroom Buildings Phase IV, 97K01 (\$2,000,000): The condition of numerous education buildings that require repair are such that alternative space must be provided while either funding is appropriated, or actual construction gets underway to correct deficiencies at specific locations. There are also locations where the student population growth has resulted in the overcrowding of facilities. Since FY 1993 funds have been provided to address these space needs through the procurement of portable buildings which can be utilized as temporary solutions while permanent measures are planned. The Bureau proposes to continue this program as an interim method to address the need for additional classroom capacity and safe classroom space. This effort will provide additional temporary classroom space at selected locations where currently approved programs are considered unhoused because of substandard facilities. These facilities are to be portable, readily transportable, and shall be moved as needs shift among locations. They shall remain the property of the United States Government. An estimated 18 to 20 units will be purchased with the funding requested for FY 1997.

Backlog Validation (\$2,000,000): These funds will be used to develop and implement the initial phase of a comprehensive validation of the existing FACCOM inventory and work backlog for facilities housing BIA-funded programs. The last validation effort was in 1979.

Since that time updates have been intermittently completed; but changing program requirements, data fields, and associated criteria have changed creating a need to again uniformly assess and update the entire BIA-wide inventory and backlog. Standard operating procedures for updating will continue to be developed as well as an analysis of redundancies and obvious errors before field validation is initiated. This effort would provide for a phased methodology to continue to ensure that the accuracy of these databases are maintained and that the human and fiscal resources to do so are identified. The methodology for validating the inventory backlog will include, but not be limited to professional estimates on all backlog repair items, a determination of economic values to repair versus replace, and for the inventory include a cyclical scheduled validation, clarification of data fields and clearly defining data needs versus program requirements. This effort will be coordinated with the existing FACCOM redesign efforts now in progress within FMCC and the BIA. The process has been developed to accomplish this validation. It will result in more accurate facility budget forecasting, better use of limited resources, and will result in reducing the backlog of repairs in all BIA facilities, provided funds are made available.

Advance Planning and Design (\$1,000,000): These funds will be used to plan and design any FY 1997 projects for which design work has not been completed, and other future year projects which are in the development phase to better determine scope, requirements, and cost. Planning and design funding must be programmed sufficiently in advance of project construction funding to adequately allow for the identification and request of those construction funds. In addition, it is necessary for projects to be coordinated with facility users in order to minimize program disruption and allow for climatic considerations during varying regional construction seasons. Included in this request are funds for tribal direct administrative costs and contract support funds for *Public Law 93-638* contracts or *Public Law 100-297* grants for planning and design work. The amount requested also includes limited travel related costs for BIA staff to administer contracts and grants with tribal organizations or commercial contractors.

Emergency Repair (\$800,000): Emergency repair needs result from the occurrence of unforeseen deficiencies which require immediate corrective action to allow the continued day-to-day operation of programs. The projects are completed through BIA force account or emergency contracts. Examples of emergency repair include, repair or replacement of mechanical and utility system components, and correction of immediately hazardous safety conditions and fire or storm damage.

Minor Improvement and Repair (\$5,800,000): These funds will be used to address priority safety deficiencies, beginning with identified critical safety work items (S-1) and will also include hazardous asbestos abatement under established management plans, high priority environmental hazards under similar management plans, boiler repair needs, and other required backlog reductions to meet local priorities. Work will be accomplished at the local level when applicable. These funds are for items which are beyond the scope of the facilities Operation and Maintenance (O&M) program and for corrections which cannot await funding under a construction contract. Projects also include the Asbestos Hazard Emergency Response Act (AHERA) management plans, asbestos removal, landfill closure, underground storage tank removal, water, sewer, and hazardous material abatement. The program includes an ongoing requirement to develop surveys, management plans, and monitoring of

various environmental hazards toward a comprehensive effort for an inventory database for remedial action.

Demolition/Reduction of Excess Space (\$1,800,000): These funds will be used to identify and proceed with the disposition or demolition of BIA facilities that are excess to needs. Because of changing program needs and deterioration of existing structures, facilities are sometimes determined to be uneconomical to rehabilitate to an acceptable use and code level. It can be hazardous to abandon and board up such buildings. Any proposed transfer of these structures is accomplished after any hazardous materials are removed; otherwise demolition activities are scheduled.

Justification of Program and Performance

Activity: Construction
Subactivity: Public Safety and Justice

| Program Element | | 1996 Estimate To Date | Uncontrol- lable and One-Time Changes | Program Changes | 1997 Budget Request | Change From 1996 |
|-----------------------------------|---------|-----------------------------|--|--------------------|---------------------------|------------------------|
| Law Enforcement Projects | \$(000) | 0 | 0 | 10,100 | 10,100 | 10,100 |
| Facilities Improvement and Repair | \$(000) | 1,700 | 0 | -1,300 | 400 | -1,300 |
| Fire Protection | \$(000) | 4,300 | 0 | -300 | -4,000 | -300 |
| Total Requirements | \$(000) | 6,000 | 0 | 8,500 | 14,500 | 8,500 |

Note: For all facilities construction projects, any funds not required for a project as a result of contract bid efficiencies will be utilized and applied towards other priority ranked projects as necessary.

Law Enforcement Projects

Objective: To provide for the planning, design, and construction of adult and juvenile detention centers.

FY 1996 Plans and Accomplishments : No funds were provided in FY 1996 for law enforcement construction projects. However, project activities are continuing with funds previously appropriated. Nearly all of the 34 BIA-owned detention centers are outdated, dilapidated, and overcrowded. At some locations there are no detention facilities. For many American Indian tribes, offenders remain at large due to the lack of detention facilities. In previous years, funds were provided for the construction of the following priority-ranked detention facilities:

- Ft. Peck (Montana) Center is completed and operational.
- Cheyenne River Sioux (South Dakota) Center is completed and in transition operations.
- Oglala Sioux (South Dakota) Construction completed June 1995.
- Tuba City (Arizona) Construction awarded January 1994, anticipated completion February 1996.
- Chinle (Arizona) Construction award scheduled for April 1996.
- Sac and Fox (Oklahoma) Construction awarded June 1994, anticipated completion March 1996. The Sac and Fox Tribe is constructing this facility under a Self-Governance Compact Agreement.

Status of Other Projects:

- Ute Mt. Ute (Colorado) Design work for a 12-bed juvenile, 38-bed adult center was awarded in December 1993, with scheduled completion by June 1996. Based on preliminary design data, the current cost estimate to construct the facility is \$9.1 million.

- Gila River (Arizona) Design work for a 120-bed adult center was awarded in March 1994, with scheduled completion by February 1996. Based on preliminary design data, the current cost estimate is \$17.2 million to construct the facility.
- Salt River (Arizona) A 112- bed adult & juvenile center is funded for the 40 percent design stage which is scheduled for completion in December 1995. Additional funds needed to complete design are requested in FY 1997.

Designs have been partially funded on other facilities. However, completion of design will be scheduled to coincide with budget requests for construction. Designing projects too far in advance could result in additional costs of re-design due to changes in building codes or program requirements. To avoid this potential problem, other projects will only proceed to either a 20 percent or 40 percent design stage, depending on availability of funds, placement on the priority list, and projections on future year construction funding. The following is list of projects which are in various design stages. Limited activity will continue on these projects until additional design funds are scheduled and appropriated:

- Colville (Washington) The 20 percent design stage for this 64-bed adult and juvenile center was completed November 1994. This project is on hold awaiting further design funding.
- Crownpoint (New Mexico) This 20-bed juvenile center is currently on hold status pending determination of the construction funding year.
- Kayenta (Arizona) This 12-bed juvenile center is currently on hold status pending determination of the construction funding year. The 1990 planning documents will require updating.
- Shiprock (New Mexico) This 38-bed juvenile center is currently on hold status pending determination of the construction funding year. The 1990 planning documents will require updating.
- Choctaw (Mississippi) A PONI (Planning for New Institutions) study and the 20 percent design stage is currently on hold pending determination of the construction funding year.
- Tohono O'Odham (Arizona) This 72-bed juvenile center is funded for the 20 percent design stage which is currently on hold pending determination of the construction funding year.

While additional centers are on the current Detention Center priority list, no planning activity will be initiated on those facilities for several years due to the number of centers which have not completed design and construction.

Facilities Improvement and Repair

Objectives:

- To address detention facilities improvement and repair needs, with emphasis on critical health and safety needs identified in Bureau safety reports and in emergencies.
- To repair or replace detention facilities (e.g., renovations, improvements, demolitions, or additions) in lieu of new construction, when economically justified.

FY 1996 Plans and Accomplishments (\$1,700,000): Funding provided in FY 1996 will provide additional funds for correction of health and safety deficiencies in detention centers at Hopi, Blackfoot Jail, Ft. Totten, as well as minor repairs and emergencies in these locations as they occur.

Fire Protection

Objectives:

- To provide for the installation of fire protection and prevention equipment in dormitories and other BIA facilities.

Many buildings lack adequate fire protection and prevention systems such as code compliant fire alarms, fire sprinklers, and smoke detectors. Many of the buildings, including, schools, dormitories, detention centers and administrative buildings were built prior to the existence of current fire standards and codes.

FY 1996 Plans and Accomplishments (\$4,300,000) In response to Congressional direction, the process for conducting a Bureau-wide inventory was established and started during FY 1995. The inventory was delayed by the effects of the reduction-in-force, but will be completed for schools and dormitories. Inventory activities will continue for detention centers and other buildings in FY 1996. Funds provided in FY 1996 will be used for the following: Initial implementation of fire protection policies; training; breathing apparatus equipment; other equipment such as hoses; protective clothing for fire personnel; installation of fire sprinklers and fire/smoke alarms in dormitories, and support other fire protection and prevention measures. Preliminary data on cost to retro-fit dormitories alone for fire sprinklers and alarms is estimated to be between \$14-\$18 million. These projects will be funded over a multi-year period. Much of the work will be accomplished at the area level with contracts awarded to install fire protection/alarm systems in buildings without major disruption of activities.

Justification of FY 1997 Budget Request

| Program Element | | 1997 Budget Request | Program Changes (+/-) |
|-----------------------------------|---------|------------------------------------|--------------------------------------|
| Law Enforcement Projects | \$(000) | 10,100 | 10,100 |
| Facilities Improvement and Repair | \$(000) | 400 | -1,300 |
| Fire Protection | \$(000) | 4,000 | -300 |
| Total Requirements | \$(000) | 14,500 | 8,500 |

Note: Construction contract support costs are included in project estimates. Any funds not needed for these projects will be applied towards other priority ranked projects on the New Law Enforcement Facilities Construction priority list as necessary.

Law Enforcement Projects (\$10,100,000):

For FY 1997, \$10.1 million is requested for construction, including \$9.1 million to construct the Ute Mountain Ute Detention Center in Colorado and \$1 million to complete the design of the Salt River Detention Center in Arizona.

Ute Mountain Ute Adult and Juvenile Detention Center (CO) 93M1L (\$9,100,000) The center will include a 12-bed juvenile and 38-bed adult detention facility in the same complex. Each component will operate separately, including staff, but will share common use space, such as the kitchen-dining area.

Inmates are currently housed in a facility so dilapidated that the health and safety of the inmates may be at risk. A recent lawsuit has led to an investigation by the Federal District Court and a shutdown of the facility may result. Even if a court-ordered closure does not occur, the Bureau may have to close the facility due to possible safety hazards. The Bureau has checked into contracting with surrounding communities for detention space, but several factors make this impractical and a costly option. The nearest off reservation jail is over 50 miles away. The construction project would be accomplished through a *Public Law 93-638* contract with the Tribe. Given that design is scheduled for completion in the summer of FY 1996, construction funds could be obligated early in FY 1997.

Salt River Pima-Maricopa Detention Center (AZ) 93H2L (\$1,000,000) For the Salt River detention center, \$1 million is requested to complete design work. This 112-bed adult and juvenile center completed the 40 percent design stage in December 1995. Additional funds are needed to complete design in order to better estimate the amount needed for construction in future years. The current estimate of \$20.5 million to construct this facility is based on the 40 percent design stage.

Facilities Improvement and Repair (\$400,000):

For FY 1997, \$400,000 is requested to continue to address emergency and minor repair needs at BIA-owned and operated detention facilities. The BIA facilities program has been identified as a material weakness due to numerous health and safety-related deficiencies.

Minor Improvement and Repair (\$300,000): Funds will be used primarily to correct safety deficiencies, beginning with identified critical safety work items (S-1) which includes hazardous asbestos abatement and high priority environmental hazards under established management plans, boiler repair needs, and other required backlog reductions to meet local priorities. Work will be accomplished at the local level when applicable. These funds are for items which are beyond the scope of the facilities Operation and Maintenance (O&M) program and for corrections which cannot await funding under a construction contract. Projects also include the Asbestos Hazard Emergency Response Act (AHERA) management plans, asbestos removal, landfill closure, underground storage tank removal, water, sewer, and hazardous material abatement. Furthermore, the program includes an ongoing requirement to develop surveys, management plans and monitoring of various environmental hazards toward a comprehensive effort for an inventory database for remedial action.

Emergency Repair (\$100,000): Emergency repair needs result from the occurrence of unforeseen deficiencies which require immediate corrective action to allow the continued day-to-day operation of programs. The projects are completed through force account or emergency contract. Examples include repair or replacement of mechanical and utility system components and correction of immediately hazardous safety conditions and fire or storm damage.

Fire Protection (\$4,000,000):

In FY 1997, \$4 million is requested to continue the Bureau's program to address fire protection and prevention requirements in facilities. Many buildings lack adequate fire protection and prevention systems (code compliant fire alarms, fire sprinklers, and smoke detectors). Many of the buildings which house schools, dormitories, detention centers and administrative programs were built prior to the existence of current fire standards and codes. These funds will be used to install fire sprinklers and fire/smoke alarms in dormitories, detention centers and other buildings and support other fire protection and prevention measures.

Justification of Program and Performance

Activity: Construction
 Subactivity: Resource Management Construction

| Program Element | | 1996 Estimate To Date | Uncontrollable and One-Time Changes | Program Changes | 1997 Budget Request | Change From 1996 |
|---------------------------------|---------|-----------------------|-------------------------------------|-----------------|---------------------|------------------|
| Irrigation Project Construction | \$(000) | 27,000 | 0 | 2,000 | 29,000 | 2,000 |
| | FTE | 18 | 0 | 0 | 18 | 0 |
| Engineering and Supervision | \$(000) | 1,751 | 30 | 186 | 1,967 | 216 |
| | FTE | 52 | -2 | 0 | 50 | -2 |
| Survey and Design | \$(000) | 499 | 0 | 4,500 | 4,999 | 4,500 |
| | FTE | 0 | 2 | 0 | 2 | 2 |
| Safety of Dams | \$(000) | 17,995 | 7 | 0 | 18,002 | 7 |
| | FTE | 12 | 0 | 0 | -12 | 0 |
| Total Requirements | \$(000) | 47,245 | 37 | 6,686 | 53,968 | 6,723 |
| | FTE | 82 | 0 | 0 | 82 | 0 |

Irrigation Project Construction

Objective: To develop water supplies for irrigable Indian lands through construction, rehabilitation, and betterment of Indian irrigation projects.

FY 1996 Plans and Accomplishments (\$27,000,000): In FY 1996, \$27 million will provide funding for the continued construction of the following Indian Irrigation projects:

Navajo Indian Irrigation Project (\$25,500,000): Funds in FY 1996 will continue to be used for correction of a hydraulic system and canal deficiencies; modification of Gallegos Substation; construction of Gallegos Discharge Line, Burnham Lateral Reach 1, Schedule 2, Gravity Main Canal Enlargement; Gallegos Pumping Plant Prime, and Gallegos Pumping Plant Motors.

Southern Arizona Water Rights Settlement Act (\$1,500,000): Funds in FY 1996 will be used to continue construction activities of the water delivery and distribution system facilities. As required by *Public Law 97-293*, activities were initiated in 1994 to deliver water to the Tohono O'odham Reservation from the Central Arizona Project. Future funding for this settlement will be requested by the Bureau of Reclamation.

Completion of this project will ensure conservation and management of water resources in a manner consistent with the goals of the Tohono O'odham Nation of Arizona.

Engineering and Supervision

Objective: To perform engineering and management functions in support of Indian Irrigation programs.

FY 1996 Plans and Accomplishments (\$1,751,000; FTE 52): Funds in FY 1996, support program and project management costs. Program and project management include the following: Engineering and management oversight and monitoring at the Central, Area, and Agency offices; the National Irrigation Information Management System (NIIMS); performance of capability studies; and project fiscal management. NIIMS is an integrated financial data and technical information collection systems which assists in monitoring the fiscal management of all Indian irrigation projects and system. It also serves as a centralized database for tracking water-user charges, consequently facilitating the billing process for those projects authorized by Congress, and collecting monies to repay construction debts and support operation and maintenance costs. This system became operational during FY 1995 and is interfaced with the Bureau's Federal Financial System (FFS).

Program personnel will continue to review Indian irrigation projects for economic capabilities and sustenance by evaluating water-user charges and consumption, in addition to the ecosystem's ability to replenish itself. These evaluations will ensure irrigation projects are successful and the ecology will not be adversely affected. Currently, five of the eighteen major irrigation projects are on NIIMS. The remaining will be included by the end of calendar year 1996. Several Indian irrigation projects have construction debt repayment requirements with some dating back to the beginning of the century. Lack of historical project data and documentation at the local levels and manual recording and reporting in previous years make it difficult for program personnel to expedite transferring data to NIIMS and reconcile the construction debt. Staff performing these functions are located at the following Bureau field offices: Aberdeen, South Dakota; Albuquerque, New Mexico; Billings, Montana; Phoenix, Arizona; Portland, Oregon; Sacramento, California; and Window Rock, Arizona.

Survey and Design

Objective: To provide for planning, engineering, soil surveys, geological investigations, and water availability, and other appropriate survey and design technical support necessary to determine the feasibility of continued development of Indian irrigation systems.

FY 1996 Plans and Accomplishments (\$499,000): Survey and Design funds are used to provide planning, surveying, and design work in support of development, rehabilitation, and extension of Indian irrigation systems.

Safety of Dams

Objective: To implement the Departmental Safety of Dams (SOD) Program within the Bureau in accordance with Indian Dams Safety Act of 1994, *Public Law 103-302* and Secretarial Order No. 3048.

FY 1996 Plans and Accomplishments (\$17,995,000; FTE 12): The SOD program was established in February 1980, within the Department of Interior (DOI) to correct identified deficiencies in DOI dams. Secretarial Order No. 3048 delegates the responsibility to each Bureau to establish a SOD Program, and to accomplish the necessary activities to correct identified deficiencies which will ensure the Department's dams are safe. A total of 420 dams are listed in the Department's Technical Priority Rating (TPR) List. However, only those dams with structural problems and classified as presenting high or significant hazards to human life and property in the event of a failure of the dam are included in the program and placed on the TPR List. All dams are listed in order of risk-of-failure with the highest risk dam at the top. The TPR List is used by all Bureaus in the DOI to develop budget priorities. The list is developed and adjusted periodically by the Bureau of Reclamation which has oversight responsibility for the entire program. The Bureau of Reclamation monitors all DOI Bureaus' performance and consults with them to maintain and render a high degree of professionalism and technical expertise in the execution of the SOD programs.

Based on the 1994 TPR List, the Bureau has responsibility for 94 dams. In the 1992 TPR List, the Bureau had 71 dams. This is a 32% increase between the 1992 and 1994 lists. The increase is a result of information being updated on the downstream flood plains. According to the 1994 TPR List, 68 (72%) of the Bureau's dams are in conditionally poor or worse condition. These dams have a high probability of failure, present a risk to the general public, and poses a significant Federal liability.

The President's 1996 request for this public safety program was \$30,029,000. The request for this level of funding was supported by the Commissioner of Reclamation (memorandum dated July 25, 1995). The Congressional reduction to \$17,995,000 resulted in delaying the corrective action construction to Weber Dam, Nevada, (TPR #1) and Dulce Dam, New Mexico, (TPR #10). With the reduced funding level the Bureau is handicapped from addressing problems involving the imminent danger to human life and property along with the Federal liability. The Inspector General Audit (Report No. 95-I-422, February 1995) required the Bureau to take mitigative action and develop Emergency Management Systems (EMS) which includes early warning systems and emergency evacuation plans for warning and evacuating the public in the event of a catastrophic dam failure.

Corrective construction backlog on high-risk dams exists. Current funding levels are inadequate to perform corrective construction to eliminate risk to lives and property. At the current funding level, it will take approximately 20-25 years to complete the BIA dams. With these unsafe dams in the Indian communities, there are losses to tribal economies; the supply of irrigation water for agricultural production, community, domestic, livestock, fisheries, and recreation uses are non-existent or severely limited. Infusion of private capital, which could generate jobs and develop infrastructures to improve communities, is limited due to fear of investors incurring losses.

Funds provided in FY 1996 for the SOD program are also used to monitor and evaluate all Bureau dams through the performance of hazard classifications and deficiency verification analysis using the Safety Examination of Existing Dams (SEED) reports. These activities identify people and structures downstream of Bureau dams that would be impacted should a Bureau dam fail catastrophically. It also identifies deficiencies of the dams in need of corrective construction.

Within the funds available for FY 1996, corrective construction activities continue, including conceptual design, final design, and corrective construction. Following the construction phase the dams are reviewed for safety and reclassified to a "satisfactory condition". The construction phase reduces the likelihood of catastrophic failure and mitigates the danger to public safety. The activities being implemented in FY 1996 are as follows:

Construction (\$10,100,000): On-going SOD modification construction activities are being conducted at the following dams:

- Blackrock Dam, Zuni Pueblo, New Mexico (\$3,700,000). Corrective construction activity was initiated during FY 1995. This construction is to correct identified deficiencies in the dam which is upstream of the town of Blackrock. Several thousand lives are at risk should the dam fail catastrophically. This construction will mitigate the risk to the public. Subsequent to the original construction estimate, additional construction activities were identified. The \$3,700,000 provided in FY 1996 will complete the construction requirements. This dam was number one (1) on the Department's 1992 TPR List of dams and is classified as high hazard.

- McDonald Dam, Flathead Reservation, Montana (\$6,400,000). Corrective construction activity was initiated during FY 1995. This construction is to correct identified deficiencies in the dam. This construction will mitigate the risk to the public. Subsequent to the original construction estimate, additional construction activities were identified.

The Ganado Dam, Arizona (TPR #5). Corrective construction activity was initiated in FY 1995. It will be completed in the first quarter of FY 1996. The total cost of this project is approximately \$7 Million.

Conceptual (C) or Final (F) Designs (\$1,630,000)

| | |
|---|-----------------|
| - Kyle Dam, Oglala Sioux Reservation, SD | (\$350,000) (C) |
| - Parmalee Dam, Rosebud Reservation, SD | (\$100,000) (F) |
| - Indian Scout Dam, Rosebud Reservation, SD | (\$250,000) (C) |
| - Tabor Dam, Flathead Reservation, MT | (\$250,000) (C) |
| - Equalizer Dam, Fort Hall Reservation, ID | (\$380,000) (C) |
| - Canyon Diablo Dam, Navajo Reservation, AZ | (\$100,000) (C) |
| - Lower Dry Fork, Flathead Reservation, MT | (\$200,000) (C) |

These phases of the construction process must be completed prior to initiation of SOD construction. Conceptual and Final Designs are funded in accordance with the Department TPR List.

Emergency Management (\$3,965,000): In FY 1996, \$4,049,000 is used to fund the development of an Emergency Management System. The Inspector General Audit performed on the SOD program during 1994 and 1995 determined the BIA needed to identify the requirements for an EMS, including Emergency Actions Plans (EAP) (Report No. 95-I-422). Most of the 94 BIA dams need to have existing EMS and EAP updated or established where none exist. Projects are funded in accordance with the Department's TPR List.

Inspection, Evaluation, and Program Coordination (\$2,300,000): In FY 1996, \$2,206,000 is used to fund the Inspection, Evaluation and Program Coordination phases of the SOD Program. These are the initial phases of the corrective action process. These phases determine the hazard of each dam with the Bureau's inventory present to the general public. In addition, the risk-of-failure is established to determine a dam's priority ranking on the Department's TPR list. The 1994 TPR was in effect at the time this budget request was developed. Program coordination activities, including independent review and value engineering, and will be conducted on high and significant hazard potential dams.

Justification of FY 1997 Budget Request

| Program Element | | 1997 Budget Request | Program Changes (+/-) |
|-----------------------------|---------|---------------------------|-----------------------------|
| Irrigation Construction | \$(000) | 29,000 | +2,000 |
| | FTE | 18 | 0 |
| Engineering and Supervision | \$(000) | 1,967 | +\$186 |
| | FTE | 50 | -2 |
| Survey and Design | \$(000) | 4,999 | +4,500 |
| | FTE | 2 | 2 |
| Safety of Dams | \$(000) | \$18,002 | 7 |
| | FTE | 12 | |
| Total Requirement | \$(000) | 53,968 | 6,693 |
| | FTE | 82 | 0 |

Irrigation Project Construction

In FY 1997, this program has a net increase of \$2.0 million. The Navajo Indian Irrigation Project (NIIP) is increased by \$3.5 million. Southern Arizona Water Rights Settlement Act (SAWRSA) is eliminated from the Bureau budget (-\$1.5 million). Future funding will be requested by the Bureau of Reclamation.

Navajo Indian Irrigation Project Construction (\$29,000,000; 18 FTE): The Navajo Indian Irrigation Project is increased by \$3.5 million in FY 1977 to ensure that effective progress on the project continues. The requested funding level will allow the Bureau to complete work that was planned for FY 1996, but deferred due to the reduced funding level.

Continued delays on this project are costly to the U.S. Government as well as the Navajo Nation. The Bureau is mandated by law to fund the operations and maintenance costs of the project while it is under construction. The FY 1997 request of \$29 million will be used to continue the design, construction, and new award activities, as follows: pre-award activities for Gallegos Dam and Reservoir; continued construction of Gallegos Pumping Plant; continued rehabilitation of the main canal system and the correction of other transfer deficiencies; start of construction of the electrical distribution system serving Block 8; and continued studies for Section 7 consultation. The requested funding level would allow for the continued construction of the various Gallegos Pumping Plant features and the start of construction of Block 8 pumping plant and pipe laterals. This work is essential in order to begin irrigation of a portion of Block 8 lands in 1998, putting lands in productive use for the Navajo Nation. The achievement of this goal will be highly beneficial to the Navajo Nation and will support the Nation's economic development plans.

Southern Arizona Water Rights Settlement Act (SAWRSA) (-\$1,500,000)

In 1997, this program is transferred to the Bureau of Reclamation. Funding will no longer be requested in the Bureau of Indian Affairs' budget.

Engineering and Supervision: (\$1,967,000; FTE 52): This program was reduced by \$483,000 in FY 1996. The Bureau is requesting restoration of less than half of that amount (+\$186,000). The increase will provide resources needed to prevent further deterioration to existing irrigation projects and to support a higher level of program assistance directly to tribes operating irrigation systems. Funds requested in FY 1997 will be used for salaries and support expenses for program engineers, managers, and project construction management costs. Responsibilities include technical activities such as preparing designs, specifications, and construction management functions. Other activities include program monitoring and oversight of Indian irrigation and power projects, budget formulation, and policy administration. These funds also support salaries for personnel to critical elements of the program such as to continue monitoring and overseeing accurate and prompt assessment and collection of receipts from water and power users through the National Irrigation Information Management System (NIIMS) to ensure the success of self-supporting irrigation systems and compliance with project responsibilities to reimburse the U.S. Government for the operation and maintenance, and construction costs, where applicable.

Survey and Design (\$4,999,000; FTE 2): Funds requested in FY 1997 will be used to accomplish the necessary planning, survey, designs, and studies of existing projects to meet current and future development needs to maximize the efficient and beneficial use of water resources. This includes an increase of \$4,500,000 to carry out studies necessary for establishing those conditions under the Federal Power Act (FPA) to meet the Secretary of Interior's trust responsibility to protect Tribes' trust resources impacted by Federally licensed hydroelectric facilities.

There are approximately 270 hydroelectric facilities effecting Indian lands. Of these, 125 are currently undergoing relicensing by the Federal Energy Regulatory Commission (FERC). The rest will undergo relicensing in the near future. Licenses are issued for a period not to exceed 50 years. Many of these licenses were issued in the 1930's and 1940's and have expired or are now expiring. Between 1996 and 2010, it is anticipated that 145 projects will require Bureau input because of their impact on Indian Trust rights and resources. The

Bureau is presently involved with 25 projects and anticipates involvement in eight more projects in the near future. Costs incurred in this activity prior to FY 1996 have been absorbed by the Water Rights Negotiation/Studies Program in Non-Recurring Programs in the Operations of Indian Programs Account. FERC has relicensed these facilities on an annual basis because of the backlog. The Secretary of the Interior is responsible under paragraph 4(e) of the Federal Power Act (FPA) for establishing mandatory conditions that must be included in the licenses to protect trust assets on Indian lands. Funds requested are for establishing the program and will be distributed based on a ranking system currently in development and review for use in FY 1997. The Bureau will be working with the FERC on procedures for reimbursement by the plant licensees for administrative costs as authorized in paragraph 10(e) of the FPA.

Safety of Dams (\$18,002,000; FTE 12): The FY 1997 request will allow for the continuation of the modification construction necessary to correct identified deficiencies on two of the Bureau's most unsafe dams. Required periodic inspections, related dams safety activities, and program coordination will also continue.

Safety of Dams Construction (\$15,900,000):

- Weber Dam, Walker River Reservation, Nevada (\$8,000,000)
- Dulce Dam, Jicarilla Reservation, New Mexico (\$7,900,000)

Safety of Dams Inspections and Program Coordination (\$2,102,000):

Safety of Dams inspections are necessary to determine the hazard classification and condition of 94 dams under the responsibility of the Bureau. These inspections provide the information necessary to determine which dams present a high or significant hazard to the public safety, and the physical condition of the dams. Safety Evaluation of Existing Dams (SEED) Reports are required to be performed every six years on all dams. For dams that have been determined to be in less than satisfactory condition, annual special exams are performed to detect deficiencies as soon as possible, and before a catastrophic failure occurs. Sixty eight or 72% of the Bureau's dams have been determined to be conditionally poor or worse condition requiring frequent inspections and evaluation. The relative probability of dam failure (risk-of-failure) is determined from the technical factors used in the SEED report to determine placement on the Department's TPR List. This list is then used to prioritize budget requests for repair of the Bureau's most unsafe dams. The 1994 TRP List was used for this budget request.

Other activities include the development and updating of the Emergency Management Systems (EMS). The EMS includes early warning systems and emergency action plans. The Bureau is still in the process of updating and developing these to correct identified problems resulting from a previous Inspector General Audit (#95-1-422). Approximately 61 or 65% of the Bureau's dams require that EMS be updated or be developed as soon as possible.

Justification of Program and Performance

Activity: Construction
Subactivity: General Administration

| Program Element | | 1996 Estimate To Date | Uncontrollable and One-Time Changes | Program Changes | 1997 Budget Request | Change From 1996 |
|--|---------|-----------------------|-------------------------------------|-----------------|---------------------|------------------|
| Telecommunications Improvement and Repair | \$(000) | 898 | 0 | 0 | 898 | 0 |
| Facilities Improvement and Repair | \$(000) | 2,651 | 0 | -1,401 | 1,250 | -1,401 |
| Facilities Construction Program Management | \$(000) | 1,500 | 3,523 | 3,169 | 8,192 | 6,692 |
| | (FTE) | 0 | 47 | 0 | 47 | 47 |
| Total Requirements | \$(000) | 5,049 | 3,523 | -1,768 | 10,340 | 5,291 |
| | FTE | 0 | 47 | 0 | 47 | 47 |

Note: For all facilities construction projects, any funds not required for a project as a result of contract bid efficiencies will be utilized and applied toward other priority ranked projects as necessary.

Telecommunications Improvement and Repair

Objective: To repair or replace backbone telecommunications equipment and provide telecommunications related services which are critical to the operation of Bureau programs.

FY 1996 Plans and Accomplishments (\$898,000): Funds provided in FY 1996 will be allocated to area offices to replace backbone high band equipment, as mandated by the National Telecommunications and Information Administration in support of all BIA programs. It is anticipated that the following distribution will be made:

| Area | Projects | Amount |
|-------------|----------|---------|
| Aberdeen | 8 | 77,000 |
| Albuquerque | 6 | 163,000 |
| Billings | 1 | 25,500 |
| Navajo | 29 | 367,500 |
| Portland | 2 | 124,600 |
| Phoenix | 9 | 140,400 |
| Total | 55 | 898,000 |

Facilities Improvement & Repair

Objectives:

- To address the material weakness in the facilities program of non-education facilities improvement and repair needs, with emphasis on correction of critical health and safety related deficiencies identified in Bureau safety and facility review reports.
- To maximize the use of existing non-educational facilities and reduce operation and maintenance (O&M) and repair costs.

FY 1996 Plans and Accomplishments (\$2,651,000): The BIA facilities program has been identified as a material weakness due to the number of life safety and health-related deficiencies in BIA facilities. The Bureau manages approximately 3.6 million square feet of space in 1,300 non-education buildings (excluding quarters) Bureau-wide. The improvement and repair of these facilities is an on-going effort to assure functionally adequate facilities which are safe and sanitary and meet requirements of environmental protection, energy conservation and handicap accessibility. The backlog of repair and replacement needs of all BIA facilities has recently been estimated at \$660 million. Sixty-three percent of the BIA buildings are over 30 years of age and 26% are over 50 years old. Older buildings require more extensive maintenance and repair. Based on the method developed in FY 1993, the Facilities Improvement and Repair (FI&R) program will continue to place emphasis on eliminating safety and health hazards to efficiently reduce the substantial backlog of needed improvements and repairs for BIA facilities. Potential line item projects were identified by facility users, Area Office facility and Facilities Management and Construction Center (FMCC) staff. They were also examined to ensure they were economically practical, efficient, and addressed as many of the deficiencies at a location as possible. The projects were then prioritized on a Bureau-wide basis, using a computerized formula that evaluated the seriousness of the deficiencies and the relative risks of those deficiencies to facility users.

Funding in FY 1996 will be used to repair roofs, address environmental projects, Asbestos Hazard Emergency Response Act (AHERA) requirements, and minor and emergency repairs. The emphasis of the program is major construction, minor repairs, and emergency projects to remedy life safety and health-related deficiencies in facilities. Much of this work is accomplished by BIA force account labor or through tribal employment under *Public Law 93-638* contracts. The work includes boiler repair and replacement, repair and installation of fire exit lights, emergency lights, fire rated doors, and other safety related items.

Facilities Construction Program Management

Facilities Construction Program Management (\$1,500,000; 47 FTE): The FMCC, located in Albuquerque, New Mexico, provides support for Bureau-wide facilities operation; provides staff support to manage, operate, maintain, plan, construct, repair, and equip facilities; ensures compliance with safety and health codes; provides oversight, training, evaluation, and other technical services; provides planning, design, architectural, engineering and construction management, contracting, telecommunications management, and operation and maintenance and related emergencies; establishes and implements guidelines and training

in the selection, use and maintenance of equipment; provides technical services to all Bureau organizations to ensure compliance with safety and health codes.

FMCC is responsible for the Bureau's Federal facilities programs whether construction or O&M work is performed by the government or through contract, grant or compact with tribal organizations. FMCC currently manages in excess of 150 various projects for the planning, design, repair or construction of 21 million square feet of space in over 3,400 buildings of varying age and conditions for education, detention and administrative facilities of the Bureau.

During FY 1996, FMCC will continue efforts on redesign of the facilities system requirements. All aspects of the data necessary to conduct the facility program are contained in the Facility Construction, Operations, and Maintenance (FACCOM) management information system. The information in FACCOM is heavily dependent on local level input. Also, O&M funds are provided to schools, tribes, and BIA facilities through this complex and outdated system. This system, developed in the late 1970's, is incapable of providing service at an acceptable level; is not currently supportable by any software maintenance company; and is subject to total breakdown any time.

Facilities Transition Project Staff: Also included in this program is \$1.5 million to provide for the Facilities Transition Project Staff (FTPS). Changes in the management oversight of the BIA facilities program started in FY 1996. In support of the Department's efforts in keeping with the intent of REGO II, continuing support for greater Indian Self Determination, and as reflected in both the House and Senate Reports for FY 1996 Appropriations, the transfer of the oversight and management of the BIA facilities management functions from the former Office of Construction Management (OCM) to BIA began in FY 1996.

Secretarial Order #3195, dated December 8, 1995, reflected the reorganization of certain functions in the Office of the Secretary. Included in this Secretarial Order was the abolishment of the OCM and the creation of the FTPS to continue the operation and management functions of the BIA facilities program during the transfer.

The transfer of the facilities management program oversight responsibilities back to BIA from the OCM will require the development of a transition plan to clearly outline the time frames and responsibilities of each office during the one to three year transition period. The Committees will be provided with a copy of the transition plan as developed and agreed to by the Assistant Secretary - Policy Management and Budget and Assistant Secretary - Indian Affairs. In addition, periodic reports on the status of the transition will also be provided to the Congress. Funding for the transition (functions of the OCM) is included in the FY 1996 BIA construction budget; and the transition agreement will also clearly identify the time frames, tasks, projects, (both short-term and long-term) and planned accomplishments as well as the cost of this effort.

The Director of FTPS was appointed to Co-Chair the team to develop the transition plan for the Office of the Secretary. A BIA Co-Chair will also be named by the Assistant Secretary - Indian Affairs shortly.

Funding provided in FY 1996 will pay for the services of the FTSP as it provides a transition over the next one to three years to transfer management and oversight of the BIA facilities program back to the BIA. While specific details of the transition are still being established between the Assistant Secretaries - Indian Affairs and Policy Management and Budget, it is anticipated that the day-to-day management functions of the facilities program and supervision of the FMCC in Albuquerque will rest with the Deputy Commissioner's Office beginning in FY 1996. The BIA is in the process of selecting a SES Director of the FMCC, which is a key element to the transition. In addition to providing transition and policy guidance, FTSP will continue to work on several management improvements and reinvention initiatives during FY 1997. These initiatives include the following: NPR Reinvention Lab on "Building Schools in Less Time"; continued implementation and review of *Public Law 93-638* construction regulations and *Public Law 100-297* construction grants; the development of a new facilities management information system (FMIS); and other key issues to assist the Deputy Commissioner during this transition.

Justification of FY 1997 Budget Request

| Program Element | | 1997 Budget Request | Program Changes (+/-) |
|--|--------------------------------|----------------------------|--------------------------|
| Telecommunications Improvement and Repair | \$(000) | 898 | 0 |
| Facilities Improvement and Repair | \$(000) | 1,250 | -1,401 |
| Facilities Construction Program Management | \$(000) | 8,192 | 3,169 |
| | (FTE) | 47 | 0 |
| Total Requirements | \$(000) (FTE) | 10,340 47 | 1,768 0 |

Telecommunications Improvement and Repair (\$898,000): Funds provided in FY 1997 will continue to be allocated to area offices to replace backbone high band equipment, as mandated by the National Telecommunications and Information Administration in support of all Bureau programs. It is anticipated that the following distribution will be made:

| Area | Projects | Amount |
|--------------|-----------|----------------|
| Aberdeen | 7 | 74,000 |
| Albuquerque | 8 | 152,500 |
| Billings | 2 | 30,500 |
| Navajo | 26 | 374,500 |
| Portland | 4 | 127,500 |
| Phoenix | 10 | 139,000 |
| Total | 57 | 898,000 |

Facilities Improvement & Repair (\$1,250,000):

For FY 1997, \$1,250,000 is requested for non-education facilities improvement and repair. These funds will be used to address the material weakness in the facilities program due to the existence of health and safety-related deficiencies in non-education facilities. The programs and projects planned for FY 1997 are as follows:

Inventory Validation (\$250,000): These funds will be used to develop and implement the initial phase of a comprehensive validation of the existing facilities inventory and work backlog for facilities housing BIA funded programs. The last validation effort was in 1979. Since that time updates have been intermittently completed, but changing program requirements, data fields, and the associated criteria have changed creating a need to again uniformly assess and update the entire Bureau-wide inventory and backlog. Standard operating procedures for updating will continue to be developed as well as an analysis of redundancies and obvious errors before field validation is initiated. This effort would provide for a phased methodology to continue to ensure that the accuracy of these databases are maintained; and that the human and fiscal resources to do so are identified. The methodology for validating the inventory backlog will include, but not be limited to professional estimates on all backlog repair items, a determination of economic values to repair versus replace, and for the inventory include a cyclical scheduled validation, clarification of data fields, and clearly defining data needs versus program requirements. This effort will be coordinated with the existing facilities system redesign efforts now in progress within FMCC and the BIA. The process has been developed to accomplish this validation. It will result in more accurate facility budget forecasting, better use of limited resources, and will result in reducing the backlog of repairs in all BIA facilities, provided funds are made available.

Emergency Repair (\$100,000): Emergency repair needs result from the occurrence of unforeseen deficiencies which require immediate corrective action to allow the continued day to day operation of programs. The projects are completed through force account or emergency contract. Examples include repair or replacement of mechanical and utility system components and correction of immediately hazardous safety conditions and fire or storm damage.

Minor Improvement and Repair (\$700,000): These funds will be used for priority responses to primarily safety deficiencies, beginning with identified critical safety work items (S-1) and will also include hazardous asbestos abatement under established management plans, high priority environmental hazards under similar management plans, boiler repair needs, and other required backlog reductions to meet local priorities. Work will be accomplished at the local level when applicable. These funds are for items which are beyond the scope of the facilities O&M program and for corrections which cannot await funding under a construction contract. Projects also include the Asbestos Hazard Emergency Response Act management plans, asbestos removal, landfill closure, underground storage tank removal, water, sewer, and hazardous material abatement. The program includes an ongoing requirement to develop surveys, management plans and monitoring of various environmental hazards toward a comprehensive effort for an inventory database for remedial action.

Demolition/Reduction of Excess Space (\$200,000): These funds will be used to identify and proceed with the disposition or demolition of BIA facilities that are beyond repair or excess to needs. Because of changing program needs and deterioration of existing structures,

facilities are sometimes determined uneconomical to rehabilitate to an acceptable use and code level. It can be hazardous to abandon and board up such buildings. Any proposed transfer of these structures is accomplished after any hazardous materials are removed.

Facilities Construction Program Management (\$8,192,000 FTE 47): In FY 1997 \$5,023,000 will be used to continue funding of the FMCC and FTPS. These funds will provide for salaries, benefits, and administrative support costs as in FY 1996. Implementation of the transition plan will impact the future funding requirements for the FTPS costs. An increase of \$3,169,000 is requested in FY 1997 for the following :

Facilities Management Information System (FMIS) \$ 3,100,000. In FY 1997 \$3.1 million is requested for the first phase of the complete replacement of the current antiquated FACCOM system. The current system uses obsolete technology, has limited field access, is no longer supported by industry, and lacks appropriate safeguards against waste, loss, unauthorized use. The system is a "mission critical" automated support system. It is subject to breakdown at anytime; the result would be a total loss of facility management capability.

Funds were appropriated in FY 1994 and FY 1995 for the study of the redesign and recommendations for the replacement system. Funds requested in FY 1997 will provide for detailed analysis, design and programming, accomplishment of all remaining prototype modules, documentation of the redesign, and implementation of the new technologies and training for customers who already have access to the system. All customers will benefit from improved system performance. It will be easier and less time consuming to obtain system data and run reports including those required by Congress. It is estimated that an additional \$4.6 million will be required in FY 1998 to complete this effort.

The redesign of this system to a new, FMIS will provide for re-engineered business processes, achieve the goals of NPR and effectively consolidate the BIA's Facilities Management infrastructure. It will provide access to the "Information Highway" and will streamline business processes. Connectivity to the Federal Finance System (FFS) will also be achieved in the redesign. A Bureau-wide real property database with fund distribution capability will be developed and incorporated into the new FMIS. Technological efficiencies gained in the redesign will allow for a practical response to the lack of manpower caused by downsizing, consolidation, and the long-term effects of the reduction in force that occurred in February 1996 following Congressional action on the FY 1996 appropriations. The new system will provide more efficient methods of data collection, inventory, backlog validation, and access to the majority of BIA and school customers.

Seismic Safety Data \$69,000: An additional \$69,000 is requested in FY 1997 as the BIA's share of an overall Department-wide effort to comply with the provisions of Executive Order #12941 on seismic safety inventory of Federal buildings. The Executive Order requires Federal agencies to develop an inventory of their owned/leased buildings and estimate the cost of mitigating unacceptable seismic risks. These funds are needed to provide for the BIA's share of this Department-wide effort to identify buildings with high seismic risk, prioritized mitigation efforts, and provide the required data to FEMA for reporting to Congress.

DEPARTMENT OF THE INTERIOR
BUREAU OF INDIAN AFFAIRS
CONSTRUCTION

PROGRAM AND FINANCING (In thousands of dollars)

| Identification Code: 14-2301-0-1-452 | | 1995 | 1996 | 1997 |
|--|--|-----------|-----------|-----------|
| | | Actual | Estimate | Estimate |
| Obligation by program activity: | | | | |
| Direct program: | | | | |
| 00.01 | Education Construction..... | 89,349 | 75,253 | 50,864 |
| 00.02 | Public Safety and Justice..... | 4,440 | 10,409 | 12,000 |
| 00.03 | Resource Management Construction..... | 57,361 | 45,517 | 51,839 |
| 00.04 | Community Development Construction..... | 1,198 | | |
| 00.05 | General Administration..... | 3,967 | 11,243 | 8,121 |
| 00.06 | Tribal Government Construction..... | 17,176 | 815 | |
| 00.07 | Emergency Response | 105 | | |
| 00.91 | Total direct program..... | 173,596 | 143,237 | 122,824 |
| 01.01 | Reimbursable program..... | 12,967 | 3,000 | 3,000 |
| 10.00 | Total Obligations..... | 186,563 | 146,237 | 125,824 |
| Budgetary resources available for obligation: | | | | |
| 21.40 | Unobligated balance available start of year: | | | |
| | Uninvested Balance..... | 159,646 | 106,465 | 62,061 |
| 22.00 | New budget authority (gross)..... | 133,382 | 103,833 | 125,824 |
| 22.20 | Unobligated balance transferred (14-4189)..... | | (2,000) | |
| 23.90 | Total budgetary resources available for obligation..... | 293,028 | 208,298 | 187,885 |
| 23.95 | New Obligations..... | (186,563) | (146,237) | (125,824) |
| | Unobligated balance available, end of year | | | |
| 24.40 | Uninvested balance..... | 106,465 | 62,061 | 62,061 |
| New budget authority (gross), detail: | | | | |
| Current: | | | | |
| 40.00 | Appropriation..... | 130,021 | 100,833 | 122,824 |
| 40.35 | Appropriation rescinded..... | 9,606 | | |
| 43.00 | Appropriation (Total) | 120,415 | 100,833 | 122,824 |
| Permanent: | | | | |
| 68.00 | Spending Authority from offsetting collections: | | | |
| | Offsetting collections (cash)..... | 12,967 | 3,000 | 3,000 |
| 70.00 | Total new budget authority (gross)..... | 133,382 | 103,833 | 125,824 |
| Changes in unpaid obligations: | | | | |
| Unpaid obligations, start of year: | | | | |
| 72.90 | Obligated balance: Fund balance..... | 137,608 | 122,763 | 124,020 |
| 73.10 | New Obligations..... | 186,563 | 146,237 | 125,824 |
| 73.20 | Total outlays (gross)..... | (201,408) | (139,980) | (131,000) |
| 73.30 | Obligated balance transferred, net (14-4189)..... | | (5,000) | |
| 74.40 | Obligated balance: Appropriation | 122,763 | 124,020 | 118,844 |
| Outlays (gross), detail | | | | |
| 86.90 | Outlays from new current authority..... | 27,533 | 23,230 | 28,557 |
| 86.93 | Outlays from current balances..... | 160,908 | 113,750 | 99,443 |
| 86.97 | Outlays from new permanent authority..... | 12,967 | 3,000 | 3,000 |
| 87.00 | Outlays gross..... | 201,408 | 139,980 | 131,000 |
| Offsets | | | | |
| Against gross financing authority and financing disbursements: | | | | |
| 88.00 | Offsetting collections (cash) from: Federal sources..... | 12,967 | 3,000 | 3,000 |
| Net budget authority and outlays | | | | |
| 89.00 | Budget authority..... | 120,415 | 100,833 | 122,824 |
| 90.00 | Outlays..... | 188,441 | 136,980 | 128,000 |

**DEPARTMENT OF THE INTERIOR
BUREAU OF INDIAN AFFAIRS
CONSTRUCTION
Object Classification (in thousands of dollars)**

| Identification Code: 14-2301-0-1-452 | 1995 Actual | 1996 Estimate | 1997 Estimate |
|---|----------------|------------------|------------------|
| Direct Obligations | | | |
| Personnel Compensation: | | | |
| 11.1 Full-time permanent..... | 4,031 | 4,151 | 4,261 |
| 11.3 Other than full-time permanent | 386 | 397 | 408 |
| 11.5 Other Personnel Compensation..... | 214 | 220 | 225 |
| 11.8 Special Personnel service payments | 0 | 2 | 2 |
| 11.9 Total personnel compensation | 4,631 | 4,770 | 4,896 |
| 12.1 Civilian personnel benefits..... | 835 | 796 | 627 |
| 21.0 Travel & transportation of persons | 284 | 269 | 219 |
| 22.0 Transportation of things | 164 | 260 | 183 |
| 23.3 Communications, utilities, & misc | 473 | 359 | 293 |
| 24.0 Printing and reproduction | 12 | 12 | 10 |
| 25.1 Consulting Service | 4,320 | 2,533 | 329 |
| 25.2 Other services..... | 72,544 | 54,653 | 43,867 |
| 25.3 Purchases of goods and services from Government accounts..... | 6,651 | 4,332 | 4,165 |
| 26.0 Supplies & materials..... | 1,162 | 1,073 | 1,020 |
| 31.0 Equipment..... | 978 | 960 | 820 |
| 32.0 Land & structures..... | 24,088 | 21,310 | 20,346 |
| 41.0 Grants, subsidies, & contributions..... | 27,379 | 24,102 | 21,029 |
| 99.0 Subtotal, direct obligations | 143,521 | 115,429 | 97,804 |
| Reimbursable obligations | | | |
| 11.1 Full-time permanent..... | 1,298 | 510 | 510 |
| 11.3 Other than full-time permanent | 413 | 125 | 125 |
| 11.5 Other personnel compensation..... | 70 | 46 | 46 |
| 11.8 Special Personal Service Payments | 24 | 0 | |
| 11.9 Total personnel compensation..... | 1,805 | 681 | 681 |
| 12.1 Civilian Personnel Benefits | 338 | 129 | 129 |
| 21.0 Travel & transportation of persons | 210 | 73 | 73 |
| 22.0 Transportation of things..... | 405 | 61 | 61 |
| 23.3 Communicatons, utilities, miscellaneous Charges..... | 163 | 97 | 97 |
| 24.0 Printing and reproduction | 8 | 3 | 3 |
| 25.1 Consulting Service | 2,514 | 110 | 110 |
| 25.2 Other services..... | 2,252 | 920 | 920 |
| 25.3 Purchases of goods and services from government accounts | 1,316 | 665 | 665 |
| 26.0 Supplies and materials..... | 1,060 | 55 | 55 |
| 31.0 Equipment | 1,051 | 5 | 5 |
| 32.0 Lands and structures | 608 | 15 | 15 |
| 41.0 Grants, subsidies, & contributions | 256 | 186 | 186 |
| 99.0 Subtotal, reimbursable obligations | 11,986 | 3,000 | 3,000 |

DEPARTMENT OF THE INTERIOR
BUREAU OF INDIAN AFFAIRS
CONSTRUCTION (continued)
Object Classification (in thousands of dollars)

| Identification Code: 14-2301-0-1-452 | 1995 | 1996 | 1997 |
|--|---------|----------|----------|
| | Actual | Estimate | Estimate |
| ALLOCATION TO BUREAU OF RECLAMATION | | | |
| Direct obligations: | | | |
| Personnel Compensation | | | |
| 11.1 Full-time permanent..... | 2,178 | 2,353 | 2,117 |
| 11.3 Other than full-time permanent | 1 | 1 | 1 |
| 11.5 Other personnel compensation..... | 234 | 253 | 227 |
| 11.8 Special Personal Service Payments | 24 | 21 | 18 |
| 11.9 Total personnel compensation..... | 2,413 | 2,607 | 2,345 |
| 12.1 Civilian Personnel Benefits | 489 | 430 | 387 |
| 13.0 Benefits for former personnel | 29 | 25 | 22 |
| 21.0 Travel & transportation of persons | 70 | 61 | 54 |
| 22.0 Transportation of things..... | 172 | 151 | 135 |
| 23.3 Communicatons, utilities, miscellaneous Charges..... | 47 | 41 | 36 |
| 24.0 Printing and reproduction | 17 | 14 | 12 |
| 25.1 Consulting Service | 20 | 17 | 15 |
| 25.2 Other services..... | 10,282 | 9,048 | 8,143 |
| 25.3 Purchases of goods and services from government accounts | 32 | 28 | 25 |
| 26.0 Supplies and materials..... | 63 | 55 | 49 |
| 31.0 Equipment | 75 | 66 | 59 |
| 32.0 Lands and structures | 17,347 | 15,265 | 13,738 |
| 99.0 Subtotal, reimbursable obligations | 31,056 | 27,808 | 25,020 |
| 99.9 Total Obligations..... | 186,563 | 146,237 | 125,824 |

INDIAN LAND AND WATER RIGHTS
CLAIM SETTLEMENTS AND
MISCELLANEOUS PAYMENTS TO INDIANS

Appropriation Language

DEPARTMENT OF INTERIOR

BUREAU OF INDIAN AFFAIRS

Indian Land and Water Claim Settlements and Miscellaneous
Payments to Indians

For miscellaneous payments to Indian tribes and individuals and for necessary administrative expenses \$75,241,000, to remain available until expended, of which \$60,400,000 shall be available for implementation of enacted Indian land and water claim settlements pursuant to Public Laws 101-618, 102-374, 102-575 and for implementation of other enacted water rights settlements including not to exceed \$8,000,000 which shall be for the Federal share of the Catawba Indian Tribe of South Carolina Claims Settlement, as authorized by section 5(a) of Public Law 103-116; and including not to exceed \$6,000,000 to fulfill the terms of legislation to settle the claims of the Torres-Martinez Band of Cahuilla Mission Indians to lands within the Salton Sea Drainage Reservoir; and of which \$841,000 shall be available pursuant to Public Laws 98-500, 99-264, and 100-580.

**Bureau of Indian Affairs
Summary of Requirements
(Dollars in Thousands)**

Appropriation: Indian Land and Water Claim Settlements and
Miscellaneous Payments to Indians

| | <u>FTE</u> | <u>Amount</u> | <u>FTE</u> | <u>Amount</u> |
|--|------------|---------------|------------|----------------------|
| FY 1996 Estimate to Date | | | 19 | \$80,645 |
| <u>Uncontrollable and Related Cost Changes:</u> | | | | |
| Additional cost in 1997 of January Pay Raises | | | | |
| 1996 Pay Raises | | 5 | | |
| CSRS/FERS Retirement costs | | 5 | | |
| Bureau Share of Health Benefits | | 2 | | |
| <u>One-Time Changes:</u> | | | | |
| Total, Uncontrollable Changes | | | | 12 |
| Program Changes | | | | <u>-5,416</u> |
| Total Requirements (1997 Request) | | | 19 | \$75,241 |

Justification of Uncontrollable Changes:

**1996 Estimate
To Date**

**1997
Request**

Additional cost in 1997 of January 1996 Pay Raise

+5

The adjustment is for an additional amount needed in 1997 to fund the remaining 3-month portion of the estimated cost of pay increases effective in January 1996.

CSRS/FERS Retirement Costs.

+5

The adjustment is for changes in estimated retirement costs paid by the Bureau. It results from changes in the relative proportion of FERS employees in the work force and from changes in the percentage of employee salaries paid to retirement funds. It reflects the lower FERS agency charges set for 1997.

Bureau share of health benefits.

+2

The adjustment is for changes in the government-paid portion of employee health benefit coverage for the Bureau work force.

**SUMMARY OF REQUIREMENTS
INDIAN LAND AND WATER CLAIM SETTLEMENTS AND
MISCELLANEOUS PAYMENTS TO INDIANS
(Dollars in Thousands)**

| Comparison by Activity/Subactivity | FY 1995 Actual | | FY1996 Estimate To Date | | Uncontrollable & Related Changes (+/-) | | Program Changes (-/+) | | 1997 Budget Request | | Increase/Decrease from 1996 | |
|---------------------------------------|----------------|---------------|-------------------------|---------------|--|-----------|-----------------------|----------------|---------------------|---------------|-----------------------------|----------------|
| | FTE | Amount | FTE | Amount | FTE | Amount | FTE | Amount | FTE | Amount | FTE | Amount |
| Indian Land & Water Claim Settlements | - | 73,051 | - | 78,600 | - | - | - | (4,200) | - | 74,400 | - | (4,200) |
| Miscellaneous Payments to Indians | 22 | 1,045 | 19 | 1,045 | - | 12 | - | (216) | 19 | 841 | 0 | (204) |
| Trust Fund Deficiencies | - | 3,000 | - | 1,000 | - | - | - | (1,000) | - | 0 | - | (1,000) |
| Subtotal, Direct Program | 22 | 77,096 | 19 | 80,645 | 0 | 12 | 0 | (5,416) | 19 | 75,241 | 0 | (5,404) |
| Reimbursable Program | - | - | - | - | - | - | - | - | - | - | - | - |
| Allocations from Other Agencies | - | - | - | - | - | - | - | - | - | - | - | - |
| Total Appropriation | 22 | 77,096 | 19 | 80,645 | 0 | 12 | 0 | (5,416) | 19 | 75,241 | 0 | (5,404) |

BIA-239

Justification of Program and Performance

Account: Indian Land and Water Claim Settlements and Miscellaneous Payments to Indians

| Program Element | | 1996 Estimate To Date | Uncontrollable and One-Time Changes | Program Changes | 1997 Budget Request | Change From 1996 |
|---|---------|-----------------------|-------------------------------------|-----------------|---------------------|------------------|
| Indian Land and Water Claim Settlements | \$(000) | 78,600 | 0 | -4,200 | 74,400 | -4,200 |
| Miscellaneous Payments to Indians | \$(000) | 1,045 | 12 | -216 | 841 | -204 |
| | FTE | 19 | 0 | | 19 | 0 |
| Trust Fund Deficiencies | \$(000) | 1,000 | 0 | -1,000 | 0 | -1,000 |
| Total Requirements | \$(000) | 80,645 | 12 | -5,416 | 75,241 | -5,404 |
| | FTE | 19 | 0 | 0 | 19 | 0 |

INDIAN LAND AND WATER CLAIM SETTLEMENTS

| Program Element | | 1996 Estimate To Date | Uncontrollable and One-Time Changes | Program Changes | 1997 Budget Request | Change From 1996 |
|--------------------------------------|---------|-----------------------|-------------------------------------|-----------------|---------------------|------------------|
| Ute Indian Rights Settlements | \$(000) | 25,000 | 0 | 0 | 25,000 | 0 |
| Jicarilla Settlement Act | \$(000) | 2,000 | 0 | -2,000 | 0 | -2,000 |
| Fallon Water Rights Settlement | \$(000) | 8,000 | 0 | 0 | 8,000 | 0 |
| Pyramid Lake Water Rights Settlement | \$(000) | 10,000 | 0 | 2,000 | 12,000 | 2,000 |
| Northern Cheyenne | \$(000) | 25,600 | 0 | -10,200 | 15,400 | -10,200 |
| Catawba | \$(000) | 8,000 | 0 | 0 | 8,000 | 0 |
| Torres-Martinez | \$(000) | 0 | 0 | 6,000 | 6,000 | 6,000 |
| Total Requirements | \$(000) | 78,600 | 0 | -4,200 | 74,400 | -4,200 |

Objectives:

- To fulfill the intent of Congress by imposing tribal rights to all water to which each tribe is statutorily entitled (settlement act) in order to accomplish the purpose for which its reservation was established.
- To ensure that the federal trust responsibility to the affected tribes is properly discharged in accordance with the highest fiduciary standards.
- To provide a separate source of federal funds to implement the provisions and intent of each water settlement, with the goal of establishing a viable homeland for affected tribes.

FY 1996 Plans and Accomplishments (\$78,600,000): In FY 1996, funds appropriated for Indian Land and Water Claim Settlements will be used to implement the specific authorities contained in each of the enacted settlements listed below:

Ute Indian Rights Settlement (\$25,000,000): Title V of the Reclamation Projects Authorization and Adjustment Act of 1992 (*Public Law 102-575*) provides for a total settlement of \$198.5 million for the Ute Tribe's water rights claims. For tribal farming operations, \$45 million is authorized under section 504, payable in three installments; for reservoir, stream, habitat and road improvements; \$28.5 million is authorized under sections 505(a), (b), (c), and (f); \$125 million is authorized in three annual installments under section 506(a) for the Tribal Development Fund. Payments made after the three year period or in lesser amounts than described will be subject to an adjustment interest income that would have been earned on the unpaid amount. (Section 506(b)). All funding under the Act is indexed until total funding is appropriated. FY 1994 funding provided about \$14.7 million to begin the necessary planning and land appraisals and to upgrade individual farming operations; and \$2.5 million for stream rehabilitation planning and securing a permanent water supply for Bottle Hollow. In FY 1995, \$15.2 million was used for improving tribal farming operations and \$5.5 million was used for stream improvements. In FY 1996, \$19.5 million will be used to fulfill the requirements for the tribal farming operations and \$5.5 million will be used for additional stream improvements.

Jicarilla Apache Tribe Water Rights Settlement Act (\$2,000,000): The Jicarilla Apache Tribe Water Rights Settlement Act (*Public Law 102-441*) establishes a Jicarilla Apache Water Resources Development Trust Fund of \$6 million to be paid in three equal annual installments. In FY 1994, \$2 million was used for the study and investigation of water resources development projects and payment of the Tribe's prorated operation and maintenance costs. In FY 1995, \$2 million was deposited into the Jicarilla Apache Water Resources Development Trust Fund for continuation of the ongoing study of water resources development projects and payment of the Tribe's prorated operation and maintenance costs. The \$2 million provided in FY 1996 will be the final installment payment to the Fund.

Fallon Paiute Shoshone Tribal Settlement Act (\$8,000,000): The Fallon Paiute-Shoshone Indian Tribes Water Rights Settlement Act of 1990 (*Public Law 101-618*) provides for a total settlement of \$43 million for water rights claims of the Fallon Paiute Shoshone Indian Tribes to be paid in six annual installments: \$3 million in FY 1992 and \$8 million in fiscal years 1993 through 1997. Through FY 1996, \$35 in million installment payments have been made. For FY 1994 and FY 1995, a total of \$6.4 million has been appropriated for monitoring and work associated with the closure of the TJ Drain, the major source of water pollution entering Stillwater National Wildlife Refuge, and the provision of alternative drainage, and purchase of water rights for wetlands on the Fallon Reservation, pursuant to *Public Law 101-618*, Section 206. The \$8 million requested for FY 1997 will be the final payment to the Fallon Development Fund.

Truckee-Carson-Pyramid Lake Water Settlement (\$10,000,000): The Truckee-Carson-Pyramid Lake Water Rights Settlement (*Public Law 101-618*) provides for a total settlement of \$65 million for the water rights claims of the Pyramid Lake Paiute Tribe.

Two trust funds were established by Section 208: the Pyramid Lake Fisheries Fund, for which the required funding of \$25 million was provided in FY 1992, and the Pyramid Lake Paiute Economic Development Fund, for which the total authorized funding of \$40 million is being paid in five equal installments. Through FY 1996, \$34.7 million was deposited into this Fund, including \$700,000 in interest payments made in FY 1994. Included in the \$10 million for FY 1996 is \$2 million to purchase Truckee River water rights to support the recovery of Cui-ui and Lahontan cutthroat trout.

Northern Cheyenne Indian Reserved Water Rights Settlement (\$25,600,000):

The Northern Cheyenne Indian Reserved Water Rights Settlement Act of 1992 (*Public Law 102-374*) provides for the establishment of a \$21.5 million trust fund for the Northern Cheyenne Indian Tribe and an additional \$31.5 million to be placed in the trust fund for the enlargement and repair of the Tongue River Dam Project. In FY 1995, \$16.9 million was deposited into the Northern Cheyenne Fund, including \$9.5 million for enlargement and repairs to the Tongue River Dam. The \$25.6 million appropriated in FY 1996 will provide \$9 million for the Northern Cheyenne Fund and \$16.6 million for enhancement and repairs of the Tongue River Dam.

Catawba Indian Tribe of South Carolina Claims Settlement (\$8,000,000): FY 1995 funds provided the first of four annual installment payments of \$8 million as authorized under *Public Law 103-116* to implement the Catawba Indian Tribe of South Carolina's land claims settlement. The \$8 million appropriated in FY 1996 provides the second installment payment.

MISCELLANEOUS PAYMENTS TO INDIANS

| Program Subelement | | 1996 Estimate To Date | Uncontrol- able Changes | Program Changes | 1997 Budget Request | Change From 1996 |
|--|---------|-----------------------------|-------------------------------|--------------------|---------------------------|------------------------|
| White Earth Land Settlement Act (Adm.) | \$(000) | 596 | 10 | 0 | 606 | 10 |
| | FTE | 13 | 0 | 0 | 13 | 0 |
| Old Age Assistance Administration | \$(000) | 216 | 0 | -216 | 0 | -216 |
| | FTE | 4 | 0 | 0 | 4 | 0 |
| Hoopa-Yurok Settlement | \$(000) | 233 | 2 | 0 | 235 | 2 |
| | FTE | 2 | 0 | 0 | 2 | 0 |
| Total Requirements | \$(000) | 1,045 | 12 | -216 | 841 | -204 |
| | FTE | 19 | 0 | 0 | 19 | 0 |

Objective: To compensate Indian individuals and tribes for divested ownership of land and other specified purposes as authorized by enacted legislation and court settlements.

FY 1996 Plans and Accomplishments (\$1,045,000; FTE 19): Plans and accomplishments for these programs are described in the narratives below:

White Earth Reservation Land Settlement Act (\$596,000; FTE 13): Funds are used to investigate and verify questionable transfers of land by which individual Indian allottees, or their heirs, were divested of ownership and to achieve the payment of compensation to said allottees or heirs in accordance with the Act (*Public Law 99-264*). In calendar year 1995, 2,890 compensation payments were made to 1,179 claimants for 211 questionable transfers of land covered by the Act. Over 2,500 compensation payments will be made in FY 1996.

Old Age Assistance Claims Settlement Act (\$216,000; FTE 4): Funds are used to identify, notify, and compensate individuals entitled to payment under the Old Age Assistance Claims Settlement Act (*Public Law 98-500*), complete work relating to any remaining claims, and locate and compensate individuals whose whereabouts are unknown. Fiscal year 1996 efforts are focused on payments for fewer than 100 cases and the location of some 1,500 claimants who remained unpaid at the end of fiscal year 1995.

Hoopa-Yurok Settlement Act (\$233,000; FTE 2): Funds are used for administrative expenses associated with the completion of section 4(c)(d) and 6(c) of the Hoopa-Yurok Settlement Act (*Public Law 101-580*), the Hoopa-Yurok Settlement Roll.

TRUST FUND DEFICIENCIES

| Program Subelement | | 1996 Estimate To Date | Uncontroll- able Changes | Program Changes | 1997 Budget Request | Change From 1996 |
|-------------------------|---------|-----------------------------|--------------------------------|--------------------|---------------------------|------------------------|
| Trust Fund Deficiencies | \$(000) | 1,000 | 0 | -1,000 | 0 | -1,000 |
| Total Requirements | \$(000) | 1,000 | 0 | -1,000 | 0 | -1,000 |

Objectives:

- To reimburse tribes and/or individual Indians for principal and interest losses due to under-recovery of trust funds invested with failed financial institutions.
- To reimburse Indian tribal and individual trust fund account holders for losses to their respective accounts where the claim for said loss(es) has been reduced to a judgement and/or settlement agreement approved by the Department of Justice.
- To liquidate obligations owed tribal and individual Indian payees for any U.S. Treasury checks canceled pursuant to section 1003 of the Competitive Equality Banking Act of 1987 [(Public Law 100-86, 101 Stat. 659, 31 U.S.C. 3334(b))].

FY 1996 Plans and Accomplishments (\$1,000,000): The Federal Government is obligated by statute and treaty to fulfill its fiduciary responsibilities to tribes and individual Indians. This also includes Indian trust funds accounting and accurately maintaining the trust corpus through prudent management and investment of funds to maximize income to the extent possible. This funding will continue to support the following: 1) to pay for principal and interest losses related to failed financial institutions; 2) to reimburse Indian trust fund account holders for losses to their respective accounts where the claim for said loss(es) has been reduced to a judgment and/or settlement agreement approved by the Department of Justice; and 3) to liquidate obligations owed tribal and individual Indian payees for canceled U.S. Treasury checks. A total of \$10 million has been appropriated to date for specific trust fund losses. Of this amount, \$6,418,000 reimbursed tribal and individual Indian money accounts for losses on investments in failed financial institutions; \$846,000 was used to liquidate obligations owed to individual payees for canceled U.S. Treasury obligations, and the balance has or will be used to cover specific claims and settlements.

Justification of Program Changes

| Program Element | | 1997 Budget Request | Program Changes (+/-) |
|---|---------|---------------------------|-----------------------------|
| Indian Land and Water Claims Settlements: | | | |
| Old Age Assistance Administration | \$(000) | 0 | -216 |
| Jicarilla Settlement Act | \$(000) | 0 | -2,000 |
| Pyramid Lake Water Rights Settlement | \$(000) | 12,000 | 2,000 |
| Northern Cheyenne | \$(000) | 15,400 | -10,200 |
| Torres-Martinez | \$(000) | 6,000 | 6,000 |
| Trust Fund Deficiencies | \$(000) | 0 | -1,000 |
| Total Requirements | \$(000) | 33,400 | -5,416 |

Indian Land and Water Claim Settlements (-\$5,416,000):

Old Age Assistance Administration (-\$216,000): There are sufficient carryover funds to complete the requirements of the Old Age Assistance Claims Settlement Act. At the beginning of FY 1996, approximately 1,500 claimants remained unpaid.

Jicarilla Apache Tribe Water Rights Settlement Act (-\$2,000,000): The \$2 million appropriated in FY 1996 was the final payment required by *Public Law 102-441*.

Truckee-Carson-Pyramid Lake Water Settlement (\$2,000,000): Within the \$12 million requested for FY 1997, \$8 million will be used for the fifth and final installment for Pyramid Lake Paiute Economic Development trust fund, in accordance with the provisions of *Public Law 101-618*. The remaining \$4 million will be used to purchase Truckee River water rights to support the recovery of Cui-ui and Lahontan cutthroat trout (endangered and threatened fish addressed in Section 207) by providing water for spawning flows, instream flows for improved riparian habitat, improvement of water quality, and raising the water level of Pyramid Lake.

Northern Cheyenne Indian Reserved Water Rights Settlement (-\$10,200,000): The \$15.4 million requested for FY 1997 will provide \$10.3 million for the modification of the Tongue River Dam and \$5.1 million for the Northern Cheyenne trust fund to be used for land and natural resources administration, planning, and development within the reservation, land acquisition, and other purposes, as determined by the Tribe, in accordance with the provisions of *Public Law 102-374*.

Funding for Tongue River Dam is required to complete modifications of this dam on schedule. The Compact between the Northern Cheyenne Tribe, the State, the Federal Government, and the Settlement Act that ratifies it, specifies that the Tongue River Dam Project must be completed by September 30, 1998. If the project is not completed by that date, agreements reached under the compact are null and void. All costs of environmental compliance, mitigation associated with the Compact, and mitigation measures adopted by

the Secretary, are the sole responsibility of the United States pursuant to the Technical Corrections Act of 1994, amended *Public Law 102-374*. Federal and State's contribution are subject to indexing at the January 1991 level over the years. The current estimates for funds authorized by the Act are \$63.4 million, including \$21.5 million for the tribal fund, \$41.9 million for the Tongue River Dam plus \$3.5 million for fish and wildlife enhancement. The FY 1997 request of \$15.4 will bring the total appropriated for this settlement to \$57.9 million (\$36.4 for Tongue River Dam and \$21.5 million for the tribal funds).

Ute Indian Rights Settlements: The funds requested for FY 1997 (No change from 1996; \$25.0 million) will be deposited in the Tribal Development Fund (authorized in Section 506). Without annual funding of at least \$25.0 million in 1997 and beyond, the settlement terms will not be fulfilled by the settlement deadline year (2004).

Torres-Martinez (+\$6,000,000): An increase of \$6.0 million is requested to fulfill anticipated settlement requirements related to claims of the Torres-Martinez Band of Cahuilla Mission Indians. Over the past 70 years, the Torres-Martinez Indian Reservation in the Coachella Valley, California has experienced inundation of agricultural waste drainage from nearby irrigation systems.

Law suits have been brought against the irrigation districts and the United States and at this point all parties believe it is in everyone's best interest to enter into a settlement agreement as a compromise and final settlement of all issues and claims. As of the spring of 1996, all parties are close to reaching consensus on the terms of a settlement agreement which would require contribution of \$6.0 million from funds appropriated for this purpose to the Department of Interior.

It is anticipated that during FY 1996, the Torres-Martinez settlement agreement will be signed and legislation will be enacted that will authorize the appropriation of \$6.0 million in FY 1997. According to the terms of the current settlement agreement, no further payments would be required of the Department of Interior relative to these claims.

Trust Fund Deficiencies (-\$1,000,000): No funds are requested for trust fund deficiencies in FY 1997. Last year's budget requested \$12.7 million to reimburse Individual Indian Monies accounts (IIM) for interest foregone as the result of delays in recovering principal from uninsured CD losses over \$100,000. The request was not funded. Additional errors and deficiencies have been identified through both internal Bureau efforts and the Congressionally directed tribal account reconciliation which was completed at the end of 1995. The Department is currently exploring options, including comprehensive legislation, for resolving potential claims relating to past management of Indian trust funds. Resolution is a complex matter for many reasons, including the varied nature of the errors and availability of records. Accordingly, until a comprehensive approach is developed and accepted by the Congress, no funding is requested for trust losses.

July 1964

DEPARTMENT OF THE INTERIOR
BUREAU OF INDIAN AFFAIRS
INDIAN LAND AND WATER CLAIM SETTLEMENTS AND MISCELLANEOUS
PAYMENTS TO INDIANS
Program and Financing (in millions of dollars).

| Identification code: 14-2303-0-1-452 | 1995 Actual | 1996 Estimate | 1997 Estimate |
|--|----------------|------------------|------------------|
| Direct program: | | | |
| 1. White Earth Reservation Claims Settlement Act... | 1 | 1 | 1 |
| 2. Old Age Assistance Claims Settlement Act..... | 1 | 1 | - |
| 3. Hoopa Yurok Settlement Act..... | - | 3 | - |
| 4. Fallon Paiute Water Rights Settlement..... | 10 | 10 | 8 |
| 5. Pyramid Lake Water Rights Settlement..... | 8 | 10 | 12 |
| 6. Trust fund deficiencies..... | 2 | - | - |
| 7. Ute Indian Water Rights Settlement..... | 21 | 25 | 25 |
| 8. Jicarilla Apache Water Rights Settlement Act..... | 2 | 2 | 0 |
| 9. Three Affiliated Tribes, Standing Rock Sioux Tribe Equitable Compensation Act..... | 6 | - | - |
| 10. Northern Cheyenne Water Rights Settlement Act..... | 17 | 27 | 15 |
| 12. Catawba Land Claims Settlement Act..... | 8 | 8 | 8 |
| 13. Crow Boundary Settlement Act..... | 3 | - | - |
| 10.00 Total obligations..... | 79 | 87 | 69 |
| Budgetary resources available for obligation: | | | |
| 21.40 Unobligated balance available, start of year: | | | |
| Uninvested balance..... | 8 | 10 | 3 |
| 22.00 New budget authority (gross)..... | 80 | 81 | 69 |
| 23.90 Total budgetary resources available for obligations..... | 88 | 91 | 72 |
| 23.95 New obligations..... | (79) | (87) | (69) |
| 24.40 Unobligated balance available, end of year: | | | |
| Uninvested balance..... | 10 | 3 | 3 |
| New budget authority (gross), detail: | | | |
| Current: | | | |
| 40.00 Appropriation..... | 77 | 81 | 69 |
| Permanent: | | | |
| 60.00 Appropriation..... | 3 | - | - |
| 70.00 Total new budget authority (gross)..... | 80 | 81 | 69 |
| Change in unpaid obligations: | | | |
| 72.40 Obligated balance: Appropriation..... | - | 2 | 8 |
| 73.10 New obligations..... | 79 | 87 | 69 |
| 73.20 Total outlays (gross)..... | (76) | (81) | (70) |
| 74.40 Obligated balance: Appropriation..... | 2 | 8 | 7 |
| Outlays (gross) detail: | | | |
| 86.90 Outlays from new current authority..... | 74 | 73 | 62 |
| 86.93 Outlays from current balances..... | 2 | 8 | 8 |
| 87.00 Total Outlays (gross)..... | 76 | 81 | 70 |
| Net budget authority and outlays | | | |
| 89.00 Budget authority..... | 80 | 81 | 69 |
| 90.00 Outlays..... | 76 | 81 | 70 |

July 1964

**DEPARTMENT OF THE INTERIOR
BUREAU OF INDIAN AFFAIRS
INDIAN LAND AND WATER CLAIM SETTLEMENTS AND MISCELLANEOUS
PAYMENTS TO INDIANS
Object Classification (in millions of dollars)**

| Identification code: 14-2303-0-1-452 | 1995 Actual | 1996 Estimate | 1997 Estimate |
|--|----------------|------------------|------------------|
| Direct obligations: | | | |
| 11.1 Full-time permanent..... | 1 | 1 | 1 |
| 11.9 Total personnel compensation..... | 1 | 1 | 1 |
| 25.2 Other services..... | 3 | 4 | — |
| 32.0 Lands and Structures..... | — | 3 | — |
| 41.0 Grants, Subsidies, and contributions..... | 75 | 79 | 67 |
| 99.5 Below reporting threshold..... | — | — | 1 |
| 99.9 Total obligations..... | 79 | 87 | 69 |

Personnel Summary

| | | | |
|---|----|----|----|
| Direct: | | | |
| 0.01 Total compensable workyears: Full-time equivalent employment..... | 20 | 19 | 19 |

July 1964

**DEPARTMENT OF THE INTERIOR
BUREAU OF INDIAN AFFAIRS
INDIAN LAND AND WATER CLAIM SETTLEMENTS AND MISCELLANEOUS
PAYMENTS TO INDIANS**

Program and Financing (in millions of dollars)

| Identification code: 14-2303-2 | 1995 Actual | 1996 Estimate | 1997 Estimate |
|--|----------------|------------------|------------------|
| Direct program: | | | |
| 28. Torres-Martinez Settlement Act..... | 0 | 0 | 6 |
| 10.00 Total obligations..... | 0 | 0 | 6 |
| Budgetary resources available for obligation: | | | |
| 22.00 New budget authority (gross)..... | 0 | 0 | 6 |
| 23.95 New obligations..... | 0 | 0 | (6) |
| New budget authority (gross), detail: | | | |
| Current: | | | |
| 40.00 Appropriation..... | 0 | 0 | 6 |
| 70.00 Total new budget authority (gross)..... | 0 | 0 | 6 |
| Change in unpaid obligations: | | | |
| 73.10 New obligations..... | 0 | 0 | 6 |
| 73.20 Total outlays (gross)..... | 0 | 0 | (6) |
| Outlays (gross) detail: | | | |
| 86.90 Outlays from new current authority..... | 0 | 0 | 6 |
| 86.93 Outlays from current balances..... | 0 | 0 | - |
| 87.00 Total outlays (gross)..... | 0 | 0 | 6 |
| Net budget authority and outlays: | | | |
| 89.00 Budget authority..... | 0 | 0 | 6 |
| 90.00 Outlays..... | 0 | 0 | 6 |

LOAN ACCOUNTS

DEPARTMENT OF THE INTERIOR

BUREAU OF INDIAN AFFAIRS

Technical Assistance of Indian Enterprises

14-2369-0-1-452

Program and Performance

This activity provides management and technical assistance to create sustainable business enterprises on federally recognized Indian reservations. Assistance is initially provided by Bureau staff or from other sources at no cost to the Government. If necessary, technical assistance is provided through contracts with the private sector or with other federal agencies. First priority is to help ensure recipients of direct and guaranteed loans remain successful. Second priority is based on needs of tribal communities being served.

Justification of Program and Performance

Appropriation: Technical Assistance of Indian Enterprises

| Program Element | | 1996 Estimate To Date | Uncontrollable and One-Time Changes | Program Changes | 1997 Budget Request | Change From 1996 |
|--|---------|-----------------------|-------------------------------------|-----------------|---------------------|------------------|
| Technical Assistance of Indian Enterprises | \$(000) | 500 | 0 | -500 | 0 | -500 |
| Total Requirements | \$(000) | 500 | 0 | -500 | 0 | -500 |

Objective: To provide management and technical assistance funds to create sustainable business enterprises for Indian economic development on Indian reservations.

FY 1996 Plans and Accomplishments (\$500,000): As authorized under the Indian Financing Act of 1974, as amended, the Bureau regularly receives requests for economic development technical assistance grants. Initially, the Bureau determines whether such assistance can be provided in-house or by other sources at no additional cost to the Bureau. If not, the top priority of technical assistance funds is to help assure that recipients of direct loans and guaranteed loans will be successful. Areas are encouraged to assist troubled loans on a priority basis. Second priority for proposals is based on underdevelopment within the tribal community being served. Based on this need, FY 1996 technical assistance funding was allocated to Areas on a per tribe basis which will provide all tribes equal opportunity for technical assistance. Because the Bureau regularly receives more applications for technical assistance grants than funds are available, new and stringent guidelines were established in January 1996 to ensure the best use of limited resources. Over the past few years, the BIA Technical Assistance program has been of significant help to Tribes and individual Indians in need of varying types of economic development assistance. In 1995, with a funding level of \$1.9 million, the Bureau was able to provide grants of about \$30 thousand each to 65 tribes, tribal organizations, or individual Indians.

The FY 1996 Conference action reduced this program by 75 percent below the FY 1995 level. As a result, in 1996 the Bureau will only be able to provide approximately \$30,000 grants to 16 Tribes or individual Indians.

Justification of Program Change

| Program Element | | 1997 Budget Request | Program Changes (+/-) |
|--|---------|---------------------|-----------------------|
| Technical Assistance of Indian Enterprises | \$(000) | 0 | -500 |

Technical Assistance of Indian Enterprises (-500,000): In order to provide the maximum possible resources to the Tribal Priority Allocations (TPA) in a reduced budget environment and due to Congressional action on the FY 1996 request, no funds are requested for Technical

Assistance of Indian Enterprises in FY 1997. This decrease is necessary to place the maximum possible resources at the local tribal level following the priorities tribes emphasized in the National Budget Hearings. Furthermore, given the 1996 conference action on this program (75 percent below 1995) the Bureau believes the funds will be most effective if used in TPA. With increased funding in TPA, tribes may fund their prioritized economic development or other tribal initiatives.

DEPARTMENT OF THE INTERIOR

BUREAU OF INDIAN AFFAIRS

Revolving Fund for Loans Liquidating Account

14-4409-0-3-452

Program and Performance

As required by the Federal Credit Reform Act of 1990, this account records for this program, all cash flows to and from the Government resulting from direct loans obligated prior to 1992. This account is shown on a cash basis. All new activity in this program in 1992 and beyond (including modifications of direct loans that resulted from obligations or commitments in any year) is recorded in corresponding program and financing accounts.

Justification of Program and Performance

Activity: Indian Direct Loan Program
Appropriation: Revolving Fund for Loans Liquidating Account

Objectives:

- To collect repayments, interest, and fees from borrowers of pre-1992 direct loans.
- To pay defaults and interest supplements.

FY 1996 Plans and Accomplishments: The Federal Credit Reform Act of 1990 (2 U.S.C. 661) changed the Revolving Fund for loans to a Liquidating Account for loans made prior to FY 1992. Receipts from loans made from 1935 to 1991 are deposited into the Revolving Fund and returned to the General Fund of the U.S. Treasury. The liquidating account does not make new loan disbursements. Beginning in FY 1992, the cost of all new loan activity is defined as the estimated long-term cost to the Government, calculated on a net present value basis, excluding administrative expenses. These costs are reflected in Direct Loan Program and Financing Accounts.

DEPARTMENT OF THE INTERIOR

BUREAU OF INDIAN AFFAIRS

Indian Direct Loan Financing Account

14-4416-0-3-452

Program and Performance

As required by the Federal Credit Reform Act of 1990, this non-budgetary account records all cash flows to and from the Government resulting from direct loans obligated in 1992 and beyond (including modifications of direct loans that resulted from obligations in any year). The amounts in this account are a means of financing and are not included in the budget totals.

Justification of Program and Performance

Appropriation: Indian Direct Loan Financing Account

Objective: To collect subsidy appropriations from the program account, borrow unsubsidized portions from Treasury, collect repayments, and repay with interest money borrowed from Treasury.

FY 1996 Plans and Accomplishments: The Indian Financing Act of 1974 (*Public Law 93-262*) combined three separate accounts into one fund to make loans for economic development to Indian tribes, individual Indians, and Alaska Natives. The Federal Credit Reform Act of 1990 (*2 U.S.C. 661*) substantially changed the manner in which credit programs are funded. Beginning in FY 1992, the Bureau's Direct Loan Program operated on appropriations for subsidies and borrowing from the Department of Treasury. Collections of these loans are used to repay Treasury with interest.

This non-budgetary account records all cash flows to the Government resulting from direct loans obligated in 1992 and beyond. (This includes modifications of direct loans that resulted from obligations in any year.) The amounts in this account are accumulated (i.e. escrow) and are not included in the budget totals.

DEPARTMENT OF THE INTERIOR

BUREAU OF INDIAN AFFAIRS

Indian Loan Guaranty and Insurance Fund Liquidating Account

14-4410-0-3-452

Program and Performance

As required by the Federal Credit Reform Act of 1990, this account records, for this program, all cash flows to and from the Government resulting from loan guarantees committed prior to 1992. This account is shown on a cash basis. All new activity in this program in 1992 and beyond (including modifications of loan guarantees that resulted from obligations or commitments in any year) is recorded in corresponding program and financing accounts.

Justification of Program and Performance

Appropriation: Indian Loan Guaranty and Insurance Fund Liquidating Account

| Program Element | | 1996 Estimate To Date | Uncontroll- able and One-Time Changes | Program Changes | 1997 Budget Request | Change From 1996 |
|----------------------------------|---------|-----------------------------|--|--------------------|---------------------------|------------------------|
| BA Permanent, Interest Subsidies | \$(000) | 2,000 | 0 | 0 | 2,000 | 0 |
| Defaulted Loans | \$(000) | 9,000 | 0 | 0 | 9,000 | 0 |
| Total Requirements | \$(000) | 11,000 | 0 | 0 | 11,000 | 0 |

Objective: To pay defaults and interest supplements related to pre-1992 guaranteed loans.

FY 1996 Plans and Accomplishments: This account is the liquidating account for loans guaranteed prior to FY 1992. Receipts related to pre-1992 loans are used to offset losses from defaulted loans. Since FY 1992, funding for defaults and interest supplements associated with these loans are provided through the permanent indefinite authority afforded pre-1992 obligations under the Federal Credit Reform Act of 1990.

Interest Subsidies: Approximately \$2 million in interest subsidies is needed to support loans in this account through FY 1996.

Losses on Defaulted Loans: During FY 1995, seven loans defaulted and the Bureau paid \$1.6 million, representing an annual loss rate of 1.1% of outstanding loans. Beginning in FY 1996, 119 pre-1992 active guaranteed loans were outstanding with balances totaling \$102.6 million. The Bureau's share of risk in these loans in FY 1996 totaled \$91.2 million; the lenders' share of risk totaled \$11.2 million. The Bureau has estimated \$9 million is sufficient to support loans in this account through FY 1996.

**DEPARTMENT OF THE INTERIOR
BUREAU OF INDIAN AFFAIRS
INDIAN LOAN GUARANTY AND INSURANCE FUND LIQUIDATING ACCOUNT**

Program and Financing (in millions of dollars)

| Identification code: 14-4410-0-3-452 | 1995 Actual | 1996 Estimate | 1997 Estimate |
|---|----------------|------------------|------------------|
| Obligations by program activities: | | | |
| 00.01 Interest subsidy expense..... | 1 | 2 | 3 |
| 00.02 Default Payments..... | 3 | 6 | 6 |
| 10.00 Total obligations..... | 4 | 8 | 9 |
| Budgetary resources available for obligation: | | | |
| 21.90 Unobligated balance available, start of year: | | | |
| Fund balance..... | 14 | 14 | 12 |
| 22.00 New budget authority (gross)..... | 11 | 11 | 11 |
| 22.30 Unobligated balance expiring..... | | | |
| 22.40 Capital transfer to general fund..... | (7) | (5) | (7) |
| 23.90 Total budgetary resources available for obligation..... | 18 | 20 | 16 |
| 23.95 New obligations..... | (4) | (8) | (9) |
| 24.90 Unobligation balance available, end of year: | | | |
| Fund balance..... | 14 | 12 | 7 |
| New budget authority (gross), detail | | | |
| Permanent: | | | |
| 60.05 Appropriation (indefinite)..... | 11 | 11 | 11 |
| 68.00 Spending authority from offsetting collections: offsetting collections (cash)..... | | | |
| 70.00 Total new budget authority (gross)..... | 11 | 11 | 11 |
| Change in unpaid obligations: | | | |
| 72.90 Obligated balance: Fund balance..... | 4 | 3 | 4 |
| 73.10 New obligations..... | 4 | 8 | 9 |
| 73.20 Total outlays (gross)..... | (4) | (8) | (11) |
| 74.90 Fund balance: Uninvested balance..... | 3 | 4 | 2 |
| Outlays (gross), detail: | | | |
| 86.97 Outlays from new permanent authority..... | 4 | 8 | 11 |
| 87.00 Total outlays (gross)..... | 4 | 8 | 11 |
| Offsets: | | | |
| Against gross budget authority and outlays | | | |
| 88.40 Offsetting collections (cash) from: Offsetting collections from: Premiums, repay- ments etc. on guaranteed loans..... | | | |
| Net budget authority and outlays: | | | |
| 89.00 Budget authority..... | 11 | 11 | 11 |
| 90.00 Outlays..... | 4 | 8 | 11 |

July 1964

**DEPARTMENT OF THE INTERIOR
BUREAU OF INDIAN AFFAIRS
INDIAN LOAN GUARANTY AND INSURANCE FUND LIQUIDATING ACCOUNT**

Status of Direct Loans (in millions of dollars)

| Identification code: 14-4410-0-3-452 | 1995 Actual | 1996 Estimate | 1997 Estimate |
|--|----------------|------------------|------------------|
| Cumulative balance of direct loans outstanding: | | | |
| 12.10 Outstanding, start of year..... | 37 | 40 | 40 |
| 12.32 Disbursements: Purchase of loans assets from the public..... | 3 | 4 | 4 |
| 12.63 Write-offs for default: Direct loans..... | | -4 | -4 |
| 12.90 Outstanding, end of year..... | 40 | 40 | 40 |

Status of Guaranteed Loans (in millions of dollars)

| | | | |
|---|-----|-----|-----|
| Cumulative balance of guaranteed loans outstanding: | | | |
| 22.10 Outstanding, start of year..... | 146 | 103 | 78 |
| 22.51 Repayments and prepayments..... | -30 | -20 | -15 |
| Adjustments: | | | |
| 22.61 Terminations for default that result in loans receivable..... | -3 | -5 | -4 |
| 22.64 Other adjustments, net..... | -10 | | |
| 22.90 Outstanding, end of year..... | 103 | 78 | 59 |

Memorandum:

| | | | |
|---|----|----|----|
| 22.99 Guaranteed amount of guaranteed loans outstanding, end of year..... | 91 | 69 | 52 |
|---|----|----|----|

Addendum:

| | | | |
|--|----|----|----|
| Cumulative balance of defaulted guaranteed loans that result in | | | |
| 23.10 Outstanding, start of year..... | 9 | 12 | 17 |
| 23.31 Disbursements for guaranteed loan claims..... | 3 | 5 | 4 |
| 23.90 Outstanding, end of year..... | 12 | 17 | 21 |

Statement of Operations (in millions of dollars)

| | | | |
|-----------------------------------|---|---|---|
| 01.01 Revenue..... | | | |
| 01.02 Expense..... | | | |
| 01.09 Net income or loss (-)..... | 0 | 0 | 0 |
| 01.99 Total income or loss..... | | | |

**DEPARTMENT OF THE INTERIOR
BUREAU OF INDIAN AFFAIRS
INDIAN LOAN GUARANTY AND INSURANCE FUND LIQUIDATING ACCOUNT**

Balance Sheet (in millions of dollars)

| Identification code: 14-4410-0-3-452 | 1995 Actual | 1996 Estimate | 1997 Estimate |
|--|----------------|------------------|------------------|
| ASSETS: | | | |
| 11.01 Federal assets: Fund balances with Treasury..... | 3 | 3 | |
| 14.02 Net value of assets related to post-1991 direct loans receivable: Interest receivable.... | 11 | | |
| Net value of assets related to pre-1992 direct loans receivable: | | | |
| 16.01 Direct loans, gross..... | 40 | 40 | 40 |
| 16.03 Allowance for estimated uncollectible loans and interest (-)..... | -29 | | |
| 16.04 Direct loans and interest receivable, net..... | 11 | 40 | 40 |
| 16.99 Value of assets related to direct loans..... | 11 | 40 | 40 |
| 19.99 Total assets..... | 25 | 43 | 40 |
| LIABILITIES: | | | |
| Federal liabilities | | | |
| 21.04 Resources payable to Treasury..... | 24 | 24 | 24 |
| 21.05 Other..... | | | |
| 22.04 Non-Federal liabilities: Liabilities for loan guarantees..... | 1 | 1 | |
| 29.99 Total liabilities..... | 25 | 25 | 24 |
| NET POSITION: | | | |
| 31.00 Appropriated capital..... | | | |
| 32.00 Invested capital..... | | 18 | 16 |
| 33.00 Cumulative results of operations..... | | | |
| 39.99 Total net position..... | | 18 | 16 |
| 49.99 Total liabilities and net position..... | 25 | 43 | 40 |

Appropriation Language

DEPARTMENT OF THE INTERIOR

BUREAU OF INDIAN AFFAIRS

Indian Guaranteed Loan Program Account

For the cost of guaranteed loans, \$5,000,000 as authorized by the Indian Financing Act of 1974, as amended: Provided, That such costs, including the cost of modifying such loans, shall be as defined in section 502 of the Congressional Budget Act of 1974: Provided further, that these funds are available to subsidize total loan principal any part of which is to be guaranteed not to exceed \$35,900,000. In addition, for administrative expenses to carry out the guaranteed loan programs, \$500,000.

DEPARTMENT OF THE INTERIOR

BUREAU OF INDIAN AFFAIRS

Indian Guaranteed Loan Program Account

14-2628-0-1-452

Program and Performance

As required by the Federal Credit Reform Act of 1990, this account records, for this program, the subsidy costs associated with loan guarantees committed in 1992 and beyond (including modifications of loan guarantees that resulted from obligations or commitments in any year), as well as administrative expenses of this program. The subsidy amounts are estimated on a present value basis; the administrative expenses are estimated on a cash basis. Loan guarantees would be targeted to projects such as manufacturing, business services, and tourism (hotels, motels, restaurants) providing increased economic development on Indian reservations.

Justification of Program and Performance

Appropriation: Indian Guaranteed Loan Program Account

| Program Element | | 1996 Estimate To Date | Uncontroll- able and One-Time Changes | Program Changes | 1997 Budget Request | Change From 1996 |
|-------------------------|---------|-----------------------------|--|--------------------|---------------------------|------------------------|
| Administrative Expenses | \$(000) | 500 | 2 | 0 | 502 | 2 |
| | FTE | 5 | 0 | 0 | 5 | 0 |
| Guaranteed Loan Subsidy | \$(000) | 4,500 | 0 | 0 | 4,500 | 0 |
| Total Requirements | \$(000) | 5,000 | 2 | 0 | 5,002 | 2 |
| | FTE | 5 | 0 | 0 | 5 | 0 |

Objective: To assist Indian tribes, Alaska Natives, Indian individuals and organizations access capital not otherwise available from the private lending sector. Guaranteed loans benefit the economies of Indian reservations.

FY 1996 Plans and Accomplishments (\$5,000,000; FTE 5): The FY 1996 budget will allow the Bureau to guarantee up to 90 percent of loans made by private lenders to Indian tribes, Alaskan Natives, and individual Indian owned businesses whose activities will provide an economic development impact to federally recognized Indian reservations. The Bureau will guarantee up to \$35.9 million in loans establishing, and in some cases refinancing, about 55 new and diversified businesses. The loans will average approximately \$573,962 in size. Reservation economies will benefit from these businesses through the creation of about 1,033 new jobs and sustainment of approximately 474 existing jobs. Loan guarantees financed Indian-owned businesses in construction, cattle ranching, commercial fishing, air carrier charter service, shuttle bus service, convenience/grocery stores, charter and sightseeing, hotel/conference center, office building rentals, and others.

In response to the Senate Committee Report No. 104-125, this funding will be used solely for guarantee of loans and appropriate administrative costs. None of these funds will be used for guarantee of bond issues.

Administrative Expenses (\$502,000; FTE 7): The Federal Credit Reform Act of 1990 (2 U.S.C. 661) established this account to support the administrative costs of servicing guaranteed loans made prior to FY 1992 for which funds were appropriated under the Indian Guaranty and Insurance Fund. This account also provides administrative costs for Central and Area Offices, including supplementing salaries, travel, servicing, and collecting on loan accounts, and related contracts for independent program review.

Guaranteed Loan Subsidy (4,500,000): Subsidy payments are made to the Guaranteed Loan Financing Account as loans are disbursed. FY 1996 funding will subsidize up to \$35.9 million in guaranteed loan commitments.

DEPARTMENT OF THE INTERIOR

BUREAU OF INDIAN AFFAIRS

Indian Guaranteed Loan Financing Account

14-4415-0-3-452

Program and Performance

As required by the Federal Credit Reform Act of 1990, this non-budgetary account records all cash flows to and from the Government resulting from loan guarantees committed in 1992 and beyond (including modifications of loan guarantees that resulted from commitments in any year). The amounts in this account are a means of financing and are not included in the budget totals.

Justification of Program and Performance

Appropriation: Indian Guaranteed Loan Financing Account

Objective: To collect subsidy appropriations from the program account and also lender fees; maintain as reserves for defaults; record interest income from Treasury; and pay defaults and interest supplements as necessary.

FY 1996 Plans and Accomplishments: The Indian Financing Act of 1974 (*Public Law 93-262*), as amended, established a program to guaranty loans from the private sector for economic development to Indian tribes, individual Indians and Alaska Natives.

As required by the Federal Credit Reform Act of 1990 (*2 U.S.C. 661*), guaranty loan program funds are appropriated through a yearly account. Guaranteed loan subsidy costs, which include interest subsidy payments for up to five years and default costs, are transferred from the Indian Guaranteed Loan Program Account to this Financing Account. These uninvested funds remain in Treasury (where they earn interest) to support the Program. Any premiums paid by lenders are also credited to this Financing Account.

FY 1996 funding will subsidize up to \$35.9 million in guaranty loan commitments. The subsidy cost is estimated to be \$4.5 million and is requested in the Indian Guaranteed Loan Program Account.

MISCELLANEOUS
PERMANENT APPROPRIATIONS

DEPARTMENT OF THE INTERIOR
BUREAU OF INDIAN AFFAIRS
14-9925-0-2-999
MISCELLANEOUS PERMANENT APPROPRIATIONS

Program and Performance

| Program Element | | 1996 Estimate To Date | Uncontroll- able and One-Time Changes | Program Changes | 1997 Budget Request | Change From 1996 |
|--|---------|-----------------------------|--|--------------------|---------------------------|------------------------|
| Claims and Treaty Obligations | \$(000) | 41 | 0 | 0 | 41 | 0 |
| O&M Indian Irrigation Systems | \$(000) | 22,770 | 0 | 348 | 23,118 | 348 |
| | FTE | 299 | 0 | 0 | 299 | 0 |
| Power Systems, Indian Irrigation Systems | \$(000) | 42,951 | 0 | 89 | 43,040 | 89 |
| | FTE | 129 | 0 | 0 | 129 | 0 |
| Cochiti Wetfields Solution | \$(000) | 231 | 0 | -11 | 220 | -11 |
| Alaska Resupply Program | \$(000) | 3,500 | 0 | 500 | 4,000 | 500 |
| | FTE | 10 | 0 | 0 | 10 | 0 |
| Total Requirements | \$(000) | 69,493 | 0 | 926 | 70,419 | 926 |
| | FTE | 438 | 0 | 0 | 438 | 0 |

FY 1996 Plans and Accomplishments (\$69,492,000; FTE 438): Plans and accomplishments for these appropriations are provided below:

1. Claims and Treaty Obligations (\$40,500):

A. **Fulfilling treaties with the Senecas of New York (\$6,000):** Funds are to be paid in equal shares to members of the Seneca Nation as provided by the Act of February 19, 1831, (*4 Stat. 442*).

B. **Fulfilling treaties with the Six Nations of New York (\$4,500):** The Six Nations is comprised of the Senecas, Tonawanda Band of Senecas, Tuscarora, Onondaga, Oneida, and Cayuga Tribes. This money is allocated as follows: \$2,700 to the New York Indians for the purchase of dress goods, implements of husbandry, and other utensils suited to their circumstances. The remaining of \$1,800 is distributed per capita to the Oneida Indians under the jurisdiction of the Great Lakes Agency, Wisconsin, as provided by the Treaty of November 11, 1794 and the Act of February 25, 1979, (*1 Stat. 618, 619*).

C. **Fulfilling treaties with the Pawnees of Oklahoma (\$30,000):** This money is distributed per capita to the Pawnees as provided by the Treaty of September 24, 1857, Article 2 (*11 Stat. 729*).

2. Operation and Maintenance, Indian Irrigation Systems (\$22,770,000; FTE 299):

These funds are obtained through the collection of assessments to water users on 18 irrigation projects and are deposited in the Treasury to the credit of the respective projects. The goal is to deliver water throughout the irrigation season, consistent with the agricultural needs of each project and with minimal disruption. Funds are used for the operation and maintenance of the irrigation projects to prevent deterioration which could jeopardize the viability of the local agricultural economy. Funds are used to (1) conduct annual cleaning of canals and laterals to remove silt, moss, and weed growth; (2) repair and replace water control structures; (3) operate and maintain reservoirs, dams, and pumping plants; (4) purchase electrical energy; (5) make payment to other irrigation systems on Indian lands included and benefitted; and (6) repair flood damage.

The various projects located on Indian reservations are thus maintained in good operation, permitting the facilities constructed by the Federal Government to be utilized by the Indian and non-Indian landowners within the project who depend upon proper operation and maintenance of the projects for irrigation farming and subsistence. As authorized by the FY 1984 Appropriations Act (*Public Law 98-146*), collections are invested in interest-bearing securities until required for project operations.

3. Power Systems, Indian Irrigation Projects (\$42,951,000; FTE 129): These funds are obtained from earned revenue deposited in the Treasury and credited to the respective projects. The goal is to provide reliable electrical service to all consumers within the established service areas of three Bureau-operated and maintained power projects. The funds are used to operate and maintain three power projects. Activities include operation and maintenance of two hydrogenerating plants, a diesel power generating plant, transmission lines, distribution systems and pumping plants, and the purchase of power for re-sale. Approximately 521 million kilowatt-hours are transmitted over all projects. Annually, the distribution systems serve approximately 27,800 domestic and commercial consumers. As with irrigation collections, power collections and reserves are invested in interest-bearing securities until required for power system operations as authorized by the FY 1984 Appropriations Act (*Public Law 98-146*).

4. Cochiti Wetfields Solution (\$231,000): In FY 1994, the Army Corps of Engineers transferred \$4,449,100 pursuant to *P.L. 102-358* and the settlement agreement between the Cochiti Tribe, the Corps, and Department of Interior. This is a sinking fund with a life expectancy of 50 to 100 years. Funds are used to pay for operation and maintenance, repair, and replacement of the ongoing drainage system for the Cochiti Pueblo. Funds will be invested and principal and interest may be used. It is estimated that it will cost the Tribe approximately \$50,000 a year to operate and maintain the drainage system. The \$231,000 represents the estimated interest earnings on the fund.

4. Alaska Resupply Program (\$3,500,000; FTE 10): Revenues collected from operation of the Alaska Resupply Program are used to operate and maintain this program (*Public Law 77-457, 56 Stat. 95*) which is managed by the Bureau's Seattle Support Center in Seattle,

Washington. The program provides resupply of essential life-sustaining commodities, such as heating fuel, to remote Alaskan Native Villages and BIA facilities through mandatory inter-governmental resources.

Justification of Program Changes

| Program Element | | 1997 Budget Request | Program Changes (+/-) |
|--|---------|------------------------------------|--------------------------------------|
| O&M Indian Irrigation Systems | \$(000) | 23,118 | +348 |
| Power Systems, Indian Irrigation Systems | \$(000) | 43,040 | +89 |
| Cochiti Wetfields Solution | \$(000) | 220 | -11 |
| Alaska Resupply Program | \$(000) | 4,000 | +500 |
| Total Requirements | \$(000) | 70,378 | 926 |

Operation and Maintenance, Indian Irrigation Systems (+\$348,000): Funding increase is the result of revised estimates in anticipated receipts for the irrigation systems.

Power Systems, Indian Irrigation Systems (+\$89,000): Funding increase is the result of revised estimates in anticipated receipts for the power systems.

Cochiti Wetfields Solution (-\$11,000): Decrease in funding is the result of revised estimates in anticipated receipts for Cochiti Wetfields.

Alaska Resupply (+\$500,000): Funding increase is the result of revised estimates in anticipated receipts for Alaska Resupply.

**DEPARTMENT OF THE INTERIOR
BUREAU OF INDIAN AFFAIRS
14-5051-6-2-452**

Operation and Maintenance of Quarters

| Program Element | | FY 1996 Estimate To Date | Uncontroll- able and One-Time Changes | Program Changes | FY 1997 Pres. Request | Change From FY 1996 Estimate |
|---------------------------------------|------------|--------------------------------|--|--------------------|-----------------------------|---------------------------------------|
| Operation and Maintenance of Quarters | \$(000) | 6,000 | 0 | 0 | 6,000 | 0 |
| | <i>FTE</i> | 91 | 0 | 0 | 91 | 0 |

Objective: To provide decent, safe, sanitary and energy efficient housing quarters for Bureau personnel in remote areas.

FY 1995 Plans and Accomplishments (\$6,000,000); FTE 91: The Quarters Operation and Maintenance (O&M) program manages 4,025 quarters' units, used primarily to house teachers at Bureau schools, ranging from five to more than 80 years in age. Rental receipts are collected and expended for Quarters O&M activities and are distributed by the Area Directors who are the line officials and provide administrative support services to Indian education programs. Generally, rental receipts are expended at the locations where the monies are collected. Occassionally, the Area Directors may make distribution to a location having a greater need, within their jurisdiction. The maintenance costs of older housing units often surpass rental rates collected. As quarters are demolished or transferred to tribes, the remaining rental receipts from that location will be redistributed to other locations.

The Facilities Management and Construction Center and the Division of Property Management provide policies, guidance, and oversight; liaison activities; oversees implementation of rental rates and Consumer Price Index adjustments; and conduct policy compliance and management reviews. Management at the Area levels provide on-site compliance reviews; coordinates preventive maintenance, repairs and improvement; and maintains and update quarters inventory and O&M project backlogs. The Quarters' O&M is provided by agency staff.

For FY 1996, the Quarters O&M anticipates the same level of receipts to address health, life and safety requirements.

| Workload and Performance Indicators | FY 1993 Actuals | FY 1994 Actuals | FY 1995 Actuals | FY 1996 Estimates |
|---|----------------------------|----------------------------|----------------------------|------------------------------|
| Regional Surveys Implemented Each Year | 3 | 3 | 3 | 3 |
| CPI-Adjustments and Employee Rental Deduction Reports | 8,000 | 7,700 | 7,600 | 7,500 |
| Employee Complaints, Appeals and Inquiries Responded To | 150 | 150 | 150 | 150 |
| Required Occupancies Actions Reviewed | 1,200 | 1,200 | 1,200 | 1,100 |
| Quarters Inventories Updated Annually | 4,100 | 4,100 | 4,100 | 4,025 |
| Intra/Interagency Agreement and Outleasing Permits Prepared | 200 | 200 | 200 | 200 |
| On-Site Compliance Reviews Performed | 20 | 20 | 20 | 20 |
| Quarters Receiving O&M Annually | 3,300 | 3,300 | 3,300 | 3,300 |

DEPARTMENT OF THE INTERIOR
BUREAU OF INDIAN AFFAIRS
MISCELLANEOUS PERMANENT APPROPRIATIONS
Program and Financing (In millions of dollars)

| Identification Code: 14-9925-0-2-999 | 1995 Actual | 1996 Estimate | 1997 Estimate |
|---|----------------|------------------|------------------|
| Obligations by program activities: | | | |
| 00.02 Operation and maintenance, Indian Irrigation systems..... | 22 | 23 | 24 |
| 00.03 Power Systems, Indian Irrigation Projects..... | 50 | 52 | 53 |
| 00.04 Alaska Resupply Program..... | 1 | 2 | 2 |
| 10.00 Total obligations..... | 73 | 77 | 79 |
| Budgetary resources available for obligation: | | | |
| Unobligated balance available, start of year: | | | |
| 21.40 Uninvested balance..... | 24 | 21 | 22 |
| 21.41 U.S. Securities: Par Value..... | 28 | 28 | 20 |
| 21.99 Total unobligated balance, start of year..... | 52 | 49 | 42 |
| 22.00 New budget authority (gross)..... | 70 | 70 | 71 |
| 23.90 Total budgetary resources available for obligations..... | 122 | 119 | 113 |
| 23.95 New obligations..... | (73) | (77) | (79) |
| Unobligated balance available, end of year: | | | |
| 24.40 Uninvested balance..... | 21 | 22 | 12 |
| 24.41 U.S. Securities: Par value..... | 28 | 20 | 21 |
| 24.99 Total unobligated balance, end of year..... | 49 | 42 | 33 |
| New budget authority (gross), detail: | | | |
| Permanent | | | |
| 60.05 Appropriation (Indefinite)..... | | | |
| 60.25 Appropriation (special fund, indefinite) | 70 | 70 | 71 |
| 63.00 Appropriation (total)..... | 70 | 70 | 71 |
| 70.00 Total new budget authority (gross)..... | 70 | 70 | 71 |
| Change in unpaid obligations: | | | |
| 72.40 Obligated balance: Appropriation..... | 16 | 15 | 22 |
| 73.10 New obligations..... | 73 | 77 | 79 |
| 73.20 Total outlays (gross)..... | (74) | (70) | (70) |
| 74.40 Obligated balance: Appropriation..... | 15 | 22 | 31 |
| Outlays (gross) detail: | | | |
| 86.90 Outlays from new current authority..... | | | |
| 86.93 Outlays from current balances..... | | | |
| 86.97 Outlays from new permanent authority..... | 18 | 14 | 14 |
| 86.98 Outlays from permanent balances..... | 56 | 56 | 56 |
| 87.00 Total Outlays (gross)..... | 74 | 70 | 70 |
| Net budget authority and outlays: | | | |
| 89.00 Budget authority..... | 70 | 70 | 71 |
| 90.00 Outlays..... | 74 | 70 | 70 |
| Distribution of budget authority by account: | | | |
| O&M, Indian Irrigation Systems (special fund)..... | 21 | 23 | 23 |
| Power Systems, Indian Irrigation Projects (Special fund)..... | 46 | 43 | 43 |
| Alaska Resupply Program (Special fund)..... | 2 | 4 | 4 |
| Distribution of outlays by account: | | | |
| O&M, Indian Irrigation Systems (special fund)..... | 20 | 22 | 23 |
| Power Systems, Indian Irrigation Projects (Special fund)..... | 54 | 45 | 43 |
| Alaska Resupply Program (Special fund)..... | 2 | 2 | 4 |

July 1964

DEPARTMENT OF THE INTERIOR
BUREAU OF INDIAN AFFAIRS
MISCELLANEOUS PERMANENT APPROPRIATIONS

Object Classification (in millions of dollars)

| Identification Code: 14-9925-0-2-999 | 1995 Actual | 1996 Estimate | 1997 Estimate |
|--|----------------|------------------|------------------|
| Direct obligations: | | | |
| Personnel Compensation | | | |
| 11.1 Full-time permanent..... | 12 | 13 | 14 |
| 11.3 Other than full-time positions..... | 1 | 1 | 1 |
| 11.5 Other personnel compensation..... | 1 | 1 | 1 |
| 11.9 Total personnel compensation..... | 14 | 15 | 16 |
| 12.1 Civilian personnel benefits..... | 3 | 4 | 5 |
| 22.0 Transportation of things..... | 1 | 1 | 1 |
| 23.2 Rental payments to others..... | 1 | 1 | 1 |
| 25.2 Other Services..... | 44 | 46 | 46 |
| 26.0 Supplies and materials..... | 4 | 4 | 4 |
| 31.0 Equipment..... | 4 | 4 | 4 |
| 32.0 Lands and structures..... | 1 | 1 | 1 |
| 99.5 Below reporting threshold..... | 1 | 1 | 1 |
| 99.0 Total obligations..... | 73 | 77 | 79 |

Personnel Summary

| | | | |
|---|-----|-----|-----|
| Direct: | | | |
| Total compensable workyears | | | |
| 00.1 Full-time equivalent employment..... | 438 | 438 | 438 |
| 00.1 Full-time equivalent of overtime and holiday hours..... | 16 | 16 | 16 |

**DEPARTMENT OF THE INTERIOR
BUREAU OF INDIAN AFFAIRS
OPERATION AND MAINTENANCE OF QUARTERS
Program and Financing (in millions of dollars)**

| Identification Code: 14-4189-0-1-452 | 1995 Actual | 1996 Estimate | 1997 Estimate |
|---|----------------|------------------|------------------|
| Program and Financing | | | |
| Obligations by program activity | | | |
| 10.00 Total Obligations..... | 6 | 6 | 6 |
| Budgetary resources available for obligation | | | |
| 21.90 Unobligated balance available, start of year: Fund balance..... | 3 | 3 | 3 |
| 22.00 New budget authority (gross)..... | 6 | 6 | 6 |
| 23.90 Total budgetary resources available for obligation..... | 9 | 9 | 9 |
| 23.95 New obligations..... | (6) | (6) | (6) |
| 24.40 Unobligated balance available, end of year Uninvested balance..... | 3 | 3 | 3 |
| New budget authority (gross), detail | | | |
| Permanent | | | |
| 60.25 Appropriation (special fund, indefinite)..... Change in unpaid obligations | 6 | 6 | 6 |
| 72.40 Obligated balance: appropriation..... | 1 | 1 | 1 |
| 73.10 New obligations..... | 6 | 6 | 6 |
| 73.20 Total outlays (gross) | (6) | (6) | (6) |
| 74.40 Obligated balance: Appropriation..... | 1 | 1 | 1 |
| Outlays (gross), detail | | | |
| 86.97 Outlays from new permanent authority..... | 3 | 2 | 2 |
| 86.98 Outlays from permanent balances..... | 3 | 4 | 4 |
| 87.00 Total Outlays (gross)..... | 6 | 6 | 6 |
| Net budget authority and outlays | | | |
| 89.00 Budget authority..... | 6 | 6 | 6 |
| 90.00 Outlays..... | 6 | 6 | 6 |

Intragovernmental funds:

**DEPARTMENT OF THE INTERIOR
 BUREAU OF INDIAN AFFAIRS
 OPERATION AND MAINTENANCE OF QUARTERS
 Object Classification (in millions of dollars)**

| Identification Code: 14-4189-0-1-452 | 1995 Actual | 1996 Estimate | 1997 Estimate |
|--|----------------|------------------|------------------|
| 11.11 Full-time permanent | 3 | 3 | 3 |
| 11.19 Total personnel compensation..... | 3 | 3 | 3 |
| 25.40 Operation of Government-owned quarters | 1 | 1 | 1 |
| 26.00 Supplies and materials..... | 1 | 1 | 1 |
| 99.95 Below reporting threshold..... | 1 | 1 | 1 |
| 99.99 Total obligations..... | 6 | 6 | 6 |
| Personnel Summary | | | |
| 10.01 Total compensable workyears: Full-time equivalent employment..... | 91 | 91 | 91 |

EQUIPMENT
CAPITALIZATION FUND

**DEPARTMENT OF THE INTERIOR
BUREAU OF INDIAN AFFAIRS**

Equipment Capitalization Fund

Justification of Proposed Authorizing Legislation

The Bureau is proposing authorizing legislation to establish an Equipment Capitalization Fund. The Fund will allow the Bureau to accrue capital and to replace construction equipment that can no longer be economically used or repaired to keep pace with the equipment needs of the expanded Indian Reservation Road Construction program. Currently, old equipment is being repaired and new equipment is being rented to meet program needs which is more expensive than purchasing new equipment. If roads built with Highway Trust Funds are not properly maintained, the Bureau risks losing the Highway Trust Fund allocation.

The fund will be capitalized with the value of the Bureau's existing equipment pool plus any assets obtained from the Federal Highway Trust Fund contract authority that was made available to the Bureau in the FY 1995 Department of the Interior and Related Agencies Appropriations Act (Public Law 103-332) for the acquisition of road construction equipment.

Users of the equipment pool will be charged the full cost (direct and indirect costs) of the equipment. The fund will become self-sustaining. Through the receipt of user charges, a balance will grow in the fund to cover equipment maintenance and purchase requirements.

Intragovernmental funds:

DEPARTMENT OF THE INTERIOR
BUREAU OF INDIAN AFFAIRS
EQUIPMENT CAPITALIZATION FUND
Program and Financing (in millions of dollars)

| Identification Code: 14-4189-0-1-452 | 1995 Actual | 1996 Estimate | 1997 Estimate |
|---|----------------|------------------|------------------|
| Program and Financing | | | |
| Obligations by program activity | | | |
| 10.00 Total Obligations..... | | 8 | 8 |
| Financing: | | | |
| 21.90 Unobligated balance available, start of year: Fund balance..... | | | 1 |
| 22.00 New budget authority (gross)..... | | 7 | 7 |
| 22.20 Unobligated balance transferred (14-2301) | | 2 | |
| 23.90 Total budgetary resources available for obligation..... | | 9 | 8 |
| 23.95 New obligations..... | | (8) | (8) |
| 24.40 Unobligated balance available, end of year Uninvested balance..... | | 1 | 2 |
| 68.00 Spending authority from offsetting collections: Offsetting collections (cash)..... | | 7 | 7 |
| 70.00 Total new budget authority (gross)..... Change in unpaid obligations | | 7 | 7 |
| 73.10 New obligations..... | | 8 | 8 |
| 73.20 Total outlays (gross)..... | | (7) | (7) |
| 73.30 Obligated balance transferred, et (14-2301) | | 5 | |
| 74.40 Obligated balance: appropriation..... Outlays (gross), detail | | 6 | |
| 86.90 Outlays from new permanent authority..... | | 7 | 7 |
| 87.00 Total Outlays (gross)..... Net budget authority and outlays | | 7 | 7 |
| 89.00 Budget authority..... | | 7 | 7 |
| 90.00 Outlays..... | | 7 | 7 |

Standard Form 300

July 1994

Intragovernmental funds:

**DEPARTMENT OF THE INTERIOR
BUREAU OF INDIAN AFFAIRS
EQUIPMENT CAPITALIZATION FUND
Object Classification (in millions of dollars)**

| Identification Code: 14-4189-0-1-452 | 1995 | 1996 | 1997 |
|---|---------------|-----------------|-----------------|
| | Actual | Estimate | Estimate |
| 11.11 Full-time permanent | | 1 | 1 |
| 11.19 Total personnel compensation..... | | 1 | 1 |
| 25.20 Other services..... | | 4 | 4 |
| 26.00 Supplies and materials..... | | 1 | 1 |
| 31.00 Equipment..... | | 1 | 1 |
| 99.95 Below reporting threshold..... | | 1 | 1 |
| 99.99 Total obligations..... | | 8 | 8 |

TRUST FUNDS

**DEPARTMENT OF THE INTERIOR
BUREAU OF INDIAN AFFAIRS
14-2204-0-1-452**

WHITE EARTH SETTLEMENT FUND

Program and Performance

The White Earth Reservation Land Settlement Act of 1985 (*Public Law 99-264*) authorizes the payment of funds to eligible allottees or heirs of the White Earth Reservation (MN) as determined by the Secretary of the Interior. The payment of funds shall be treated as the final judgment, award, or compromise settlement under the provisions of title 31, United States Code, section 1304. From 1990 through 1995, payments were made to 4,595 claimants in the amount of \$11,349,111 of originating compensation and \$22,640,816 in interest for a total of \$33,989,927. Compensation is paid for the fair market value as of the date of questionable taking of allotted land, less any compensation actually received, plus compounded interest to the date of payment. Federal Register publication has ratified titles for 1,982 claims. The staff has identified eleven additional claims which are awaiting publication. Compensation has been paid on approximately 50 percent of the published claims.

**DEPARTMENT OF THE INTERIOR
BUREAU OF INDIAN AFFAIRS
TRUST FUNDS
14-8366-0-7-452**

COOPERATIVE FUND (PAPAGO)

Program and Performance

This Cooperative Fund, established by section 313 of the Southern Arizona Water Rights Settlement Act (96 Stat. 1274-1285), provides a source of funds for the Secretary of the Interior to carry out the obligations of the Secretary under sections 303, 304, and 305 of the Act. Only interest accruing to the fund may be expended.

**DEPARTMENT OF THE INTERIOR
BUREAU OF INDIAN AFFAIRS
14-2305-01-452**

PAYMENT TO TRIBAL ECONOMIC RECOVERY FUND

Program and Performance

The Three Affiliated Tribes and Standing Rock Sioux Tribe Equitable Compensation Act (*Public Law 102-575*) authorizes the payment of funds to two tribal economic recovery funds. This account records the mandatory appropriations that are equivalent to 25 percent of income earned on the Eastern Division of the Pick-Sloan Missouri River Basin Project. These amounts were \$60.8 million in FY 1995 and \$13.6 million in FY 1996. The United States fulfilled its \$90.6 million obligation to the Standing Rock Sioux Tribe in FY 1995. The \$13.6 million in FY 1996 represents the final payment to the Three Affiliated Tribes as their deposits have reached \$149.2 million as required by the Act.

DEPARTMENT OF THE INTERIOR
BUREAU OF INDIAN AFFAIRS
PAYMENT TO TRIBAL ECONOMIC RECOVERY FUND

Program and Financing (in millions of dollars)

| Identification code: 14-2305-0-1-452 | 1995 Actual | 1996 Estimate | 1997 Estimate |
|--|----------------|------------------|------------------|
| Obligations by program activities: | | | |
| 00.01 Three Affiliated Tribes..... | 47 | 14 | - |
| 00.02 Standing Rock Sioux..... | 14 | - | - |
| 10.00 Total Obligations (object class 41:0)..... | 61 | 14 | - |
| Budgetary resources available for obligation: | | | |
| 22.00 New budget authority (gross)..... | 61 | 14 | - |
| 23.95 New obligations..... | (61) | (14) | - |
| New Budget Authority (gross), detail: | | | |
| Permanent | | | |
| 60.05 Appropriation (indefinite)..... | 61 | 14 | - |
| 70.00 Total new budget authority (gross)..... | 61 | 14 | - |
| Change in unpaid obligations: | | | |
| 73.10 New obligations..... | 61 | 14 | - |
| 73.20 Total outlays (gross)..... | (61) | (14) | - |
| Outlays (gross), detail: | | | |
| 86.97 Outlays from new permanent authority..... | 61 | 14 | - |
| 87.00 Total outlays (gross)..... | 61 | 14 | - |
| Net budget authority and outlays: | | | |
| 89.00 Budget authority..... | 61 | 14 | - |
| 90.00 Outlays..... | 61 | 14 | - |

DEPARTMENT OF THE INTERIOR
BUREAU OF INDIAN AFFAIRS
PAYMENT TO TRIBAL ECONOMIC RECOVERY FUND

Object Classification (in millions of dollars)

| Identification code: 14-2305-0-1-452 | 1995 Actual | 1996 Estimate | 1997 Estimate |
|---|----------------|------------------|------------------|
| Direct Obligations: | | | |
| 41.10 Grants, subsidies, and contributions..... | 61 | 14 | - |

**DEPARTMENT OF THE INTERIOR
BUREAU OF INDIAN AFFAIRS
14-5197-0-2-452**

TRIBAL ECONOMIC RECOVERY FUND

Program and Performance

This fund is authorized by the Three Affiliated Tribes and Standing Rock Sioux Tribe Equitable Compensation Act of 1992 (*Public Law 102-575*). This account records the transfer of funds which are appropriated to the Payment to Tribal Economic Recovery Fund account (14X2305) and the Indian Land and Water Claim Settlements and Miscellaneous Payments to Indians account (14X2303). Funds are transferred from these two accounts to the Tribal Economic Recovery Fund (14X5197), where they are held in trust and invested by the Bureau's Office of Trust Funds Management.

In addition to the funds transferred from (14X2305), funds are transferred from (14X2303) as provided by section 3504(a)(1) of *Public Law 102-575* which authorizes to be appropriated for the Three Affiliated Tribes \$6 million annually. However, in no event shall the aggregate amounts deposited in (14X5197) exceed \$90.6 million for the Standing Rock Tribe and \$149.2 million for the Three Affiliated Tribes. In FY 1995 \$60.8 million was transferred from (14X2305) and \$6 million from (14X2303) of which \$13.9 was deposited on behalf of the Standing Rock Sioux Tribe bringing their total deposits to \$90.6 million and \$52.9 million for the Three Affiliated Tribes. In FY 1996, \$13.6 million was transferred from (14X2305) and deposited into (14X5197) on behalf of the the Three Affiliated Tribes bringing their total deposits to \$149.2 million.

Beginning in FY 1998, interest earned on the corpus of fund is available for tribal economic development, education, and social services programs.

Crow Boundary Settlement Act of 1994 (*Public Law 103-444*) - The Act authorizes \$85 million to be deposited into the Crow Tribal Trust Fund. In fiscal year 1995, \$13.4 million was deposited, including \$2.7 million from the General Fund of the Treasury through the Indian Land and Water Claim Settlements and Miscellaneous Payments to Indians account, and \$10.7 million from the Reclamation Fund through the Payments From Tribal Economic Recovery Fund account. The balance of payments to the Crow Tribal Trust Fund will be made monthly from royalties received and retained by the United States from three mines in the State of Montana.

July 1964

DEPARTMENT OF THE INTERIOR
BUREAU OF INDIAN AFFAIRS
TRIBAL ECONOMIC RECOVERY FUNDS
Program and Financing (in millions of dollars)

| Identification Code: 14-5197-0-2-452 | 1995 Actual | 1996 Estimate | 1997 Estimate |
|---|----------------|------------------|------------------|
| Obligations by program activity: | | | |
| 00.03 Crow Boundary Settlement Fund..... | 11 | -- | -- |
| 10.00 Total obligations..... | 11 | -- | -- |
| Budgetary resources available for obligation: | | | |
| Unobligated balance available, start of year | | | |
| 21.40 Uninvested Balance..... | 84 | 168 | 181 |
| U.S. Securities: | | | |
| 21.41 Par value..... | 81 | 72 | 84 |
| 21.42 Unrealized discounts..... | (1) | -- | -- |
| 21.99 Total unobligated balance, start of year..... | 164 | 240 | 265 |
| 22.00 New budget authority (gross)..... | 86 | 25 | 13 |
| 23.90 Total budgetary resources available for obligation..... | 250 | 265 | 278 |
| Unobligated balance available, end of year: | | | |
| 24.40 Uninvested balance..... | 168 | 181 | 192 |
| U.S. Securities: | | | |
| 24.41 Par value..... | 72 | 84 | 86 |
| 24.42 Unrealized discounts..... | -- | -- | -- |
| 24.99 Total unobligated balance, end of year..... | 240 | 265 | 278 |
| Permanent | | | |
| 60.25 Appropriation (special fund, indefinite)..... | 86 | 25 | 13 |
| Change in unpaid obligations: | | | |
| 73.10 New obligations..... | 11 | -- | -- |
| 73.20 Total outlays (gross)..... | (11) | -- | -- |
| Outlays (gross) detail: | | | |
| 86.97 Outlays from new permanent authority..... | 11 | -- | -- |
| 87.00 Outlays (gross)..... | 11 | -- | -- |
| Net budget authority and outlays: | | | |
| 90.00 Outlays..... | 11 | -- | -- |

**DEPARTMENT OF THE INTERIOR
BUREAU OF INDIAN AFFAIRS
14-9973-0-7-999**

MISCELLANEOUS TRUST FUNDS

Program and Performance

1. **Tribal Trust Funds (14X8365)**: Tribal funds are deposited into a consolidated account in the U.S. Treasury pursuant to: (1) general or specific acts of Congress enacting the judgment awards of the Indian Claims Commission and the Court of Claims; and (2) Federal management of tribal real properties, the titles to which are held in trust for the tribes by the United States. These funds are available to the respective tribal groups for various purposes, under various acts of Congress, and are subject to the provisions of tribal constitutions, bylaws, charters, and resolutions of the various tribes, bands, or groups. Tribes have full access to their funds which may be used for the conduct of tribal financial programs, enterprises, businesses, per capita payments, and other tribal affairs. These funds are not federal monies as the funds belong strictly to the tribes. The Bureau's responsibility within these trust funds is to invest and monitor the numerous tribal accounts in fulfilling its trust responsibility as the respective trustee of the United States. These funds are reported annually in the budget schedules to give Congress the opportunity to review the activity conducted under the authorities extended to the Secretary of the Interior.
2. **Funds Contributed for the Advancement of the Indian Race (14X8563)**: This program accounts for any contributions, donations, gifts, etc., which are to be used for the benefit of American Indians in accordance with the donor's wishes (82 Stat. 171).
3. **Bequest of George C. Edgeter (14X8060)**: This program consists of a bequest, the principal of which is invested in U.S. Treasury bonds and notes, and the interest is to be used for the relief of American Indians (82 Stat. 171), as specified by the donor's wishes.
4. **Navajo Rehabilitation Trust Fund (14X8368)**: Funds deposited into this account shall be used to improve the economic, social, and educational conditions of Navajo families and communities affected by the relocation activities.
5. **Northern Cheyenne Indian Reserved Water Rights Settlement Trust Fund (14X8327)**: Funds transferred provide for the establishment of a \$21.5 million trust fund for the Northern Cheyenne Indian Tribe and an additional \$31.5 million to be placed in the trust fund for the enlargement and repair of the Tongue River Dam Project. Funds deposited into this account may be used by the tribe to make \$11.5 million available to the state of Montana as a loan to assist in financing Tongue River Dam Project costs; land and natural resources administration, planning, and development; land acquisition; and any other purpose determined by the Tribe.

DEPARTMENT OF THE INTERIOR
BUREAU OF INDIAN AFFAIRS
TRIBAL ECONOMIC RECOVERY FUNDS
Program and Financing (in millions of dollars)

| Identification Code: 14-5197-0-2-452 | 1995 Actual | 1996 Estimate | 1997 Estimate |
|---|----------------|------------------|------------------|
| Obligations by program activity: | | | |
| 00.03 Crow Boundary Settlement Fund..... | 11 | | |
| 10.00 Total obligations..... | 11 | | |
| Budgetary resources available for obligation: | | | |
| Unobligated balance available, start of year | | | |
| 21.40 Uninvested Balance..... | 84 | 168 | 181 |
| U.S. Securities: | | | |
| 21.41 Par value..... | 81 | 72 | 84 |
| 21.42 Unrealized discounts..... | (1) | | |
| 21.99 Total unobligated balance, start of year..... | 164 | 240 | 265 |
| 22.00 New budget authority (gross)..... | 86 | 25 | 13 |
| 23.90 Total budgetary resources available for obligation..... | 250 | 265 | 278 |
| 23.95 New obligations..... | (11) | | |
| Unobligated balance available, end of year: | | | |
| 24.40 Uninvested balance..... | 168 | 181 | 192 |
| U.S. Securities: | | | |
| 24.41 Par value..... | 72 | 84 | 86 |
| 24.42 Unrealized discounts..... | | | |
| 24.99 Total unobligated balance, end of year..... | 240 | 265 | 278 |
| New budget authority (gross) detail: | | | |
| Permanent | | | |
| 60.25 Appropriation (special fund, indefinite)..... | 86 | 25 | 13 |
| Change in unpaid obligations: | | | |
| 73.10 New obligations..... | 11 | | |
| 73.20 Total outlays (gross)..... | (11) | | |
| Outlays (gross) detail: | | | |
| 86.97 Outlays from new permanent authority..... | 11 | | |
| 87.00 Outlays (gross)..... | 11 | | |
| Net budget authority and outlays: | | | |
| 89.00 Budget authority..... | 86 | 25 | 13 |
| 90.00 Outlays..... | 11 | | |

DEPARTMENT OF THE INTERIOR
BUREAU OF INDIAN AFFAIRS
MISCELLANEOUS TRUST FUNDS

Program and Financing (in millions of dollars)

| Identification Code: 14-9973-0-7-999 | 1995 Actual | 1996 Estimate | 1997 Estimate |
|---|----------------|------------------|------------------|
| Obligations by program activity: | | | |
| 00.01 Direct program (limitation)..... | 240 | 329 | 315 |
| 10.00 Total obligations (object class 44.0)... | 240 | 329 | 315 |
| Budgetary resources available for obligation: | | | |
| Unobligated balance available, start of year: | | | |
| 21.40 Uninvested balance..... | 1,454 | 1,490 | 1,489 |
| U.S. Securities: | | | |
| 21.41 Par value..... | 209 | 290 | 289 |
| 21.42 Unrealized Discounts | -- | -- | -- |
| 21.99 Total unobligated balance, start of year.... | 1,663 | 1,780 | 1,778 |
| 22.00 New budget authority (gross)..... | 357 | 327 | 315 |
| 23.90 Total budgetary resources available for obligation..... | 2,020 | 2,107 | 2,093 |
| 23.95 New obligations..... | (240) | (329) | (315) |
| Unobligated balance available, end of year: | | | |
| 24.40 Uninvested balance..... | 1,490 | 1,489 | 1,489 |
| 24.41 U.S. Securities: Par value..... | 290 | 289 | 289 |
| 24.99 Total unobligated balance, end of year.... | 1,780 | 1,778 | 1,778 |
| New budget authority (gross) detail:: | | | |
| Permanent | | | |
| 60.27 Appropriation (trust fund, indefinite)..... | 357 | 327 | 315 |
| 70.00 Total new budget authority (gross)..... | 357 | 327 | 315 |
| Change in unpaid obligations: | | | |
| 72.40 Unpaid obligations: Appropriation..... | -- | 1 | 3 |
| 73.10 New obligations..... | 240 | 329 | 315 |
| 73.20 Total outlays (gross)..... | (239) | (327) | (315) |
| 74.40 Obligated balance: Appropriation..... | 1 | 3 | 3 |
| Outlays (gross) detail: | | | |
| 86.90 Outlays from new current authority..... | -- | -- | -- |
| 86.93 Outlays from current balances..... | -- | -- | -- |
| 86.97 Outlays from new permanent authority..... | 238 | 324 | 312 |
| 86.98 Outlays from permanent balances..... | 1 | 3 | 3 |
| 87.00 Outlays (gross)..... | 239 | 327 | 315 |
| Net budget authority and outlays: | | | |
| 89.00 Budget authority..... | 357 | 327 | 315 |
| 90.00 Outlays..... | 239 | 327 | 315 |
| Distribution of budget authority by account: | | | |
| Indian tribal funds | 354 | 300 | 301 |
| Northern Cheyenne | 1 | 27 | 14 |
| Navajo Rehabilitation Trust Fund | 2 | -- | -- |
| Distribution of outlays by account: | | | |
| Indian tribal funds | 250 | 301 | 301 |
| Northern Cheyenne | (17) | 26 | 14 |
| Navajo Rehabilitation Trust Fund | 6 | -- | -- |

DEPARTMENT OF THE INTERIOR
BUREAU OF INDIAN AFFAIRS
MISCELLANEOUS TRUST FUNDS

Object Classification (in millions of dollars)

| Identification Code: 14-9973-0-7-999 | 1995 Actual | 1996 Estimate | 1997 Estimate |
|--|----------------|------------------|------------------|
| Direct Obligations | | | |
| 41.00 Grants, subsidies and contributions..... | 240 | 329 | 315 |

**DEPARTMENT OF THE INTERIOR
BUREAU OF INDIAN AFFAIRS
EMPLOYEE COUNT BY GRADE
(Total Employment)**

| Grade | 1995 Actual | 1996 Estimate | 1997 Estimate |
|--|----------------|------------------|------------------|
| ES-6 | 0 | 0 | 0 |
| ES-5 | 2 | 3 | 3 |
| ES-4 | 5 | 6 | 6 |
| ES-3 | 0 | 1 | 1 |
| ES-2 | 4 | 6 | 6 |
| ES-1 | 3 | 5 | 5 |
| Subtotal | 14 | 21 | 21 |
| GS/GM-15 | 54 | 47 | 47 |
| GS/GM-14 | 173 | 157 | 157 |
| GS/GM-13 | 367 | 321 | 321 |
| GS-12 | 720 | 648 | 648 |
| GS-11 | 785 | 712 | 712 |
| GS-10 | 37 | 35 | 35 |
| GS-9 | 612 | 515 | 515 |
| GS-8 | 187 | 172 | 172 |
| GS-7 | 631 | 539 | 539 |
| GS-6 | 522 | 441 | 441 |
| GS-5 | 1,154 | 970 | 970 |
| GS-4 | 1,164 | 921 | 921 |
| GS-3 | 484 | 259 | 259 |
| GS-2 | 99 | 54 | 54 |
| GS-1 | 1 | 1 | 1 |
| Subtotal | 6,990 | 5,792 | 5,792 |
| Ungraded | 2,085 | 1,640 | 1,640 |
| Education Pay System: | | | |
| CE/CY 1-8 | 2,640 | 2,690 | 2,690 |
| CE/CY 9-16 | 1,539 | 1,541 | 1,541 |
| CY 17-24 | 83 | 85 | 85 |
| Subtotal | 4,262 | 4,316 | 4,316 |
| Total employment (actual/projected) at end of fiscal year | 13,351 | 11,769 | 11,769 |

**DISTRIBUTION OF ISEP FORMULA AND ADMINISTRATIVE
COSTS GRANT FUNDS FOR SCHOOL YEAR 1995-1996**

| SCHOOL NAME | STATE | ADM | ISEP | TOTAL ISEP | ADM COST GRANT | SCHOOL OPERATOR |
|---------------------------------------|-------|-------|----------|------------|----------------|-----------------|
| 1 Black Mesa Community School | AZ | 98 | 137.63 | 409,400 | 242,900 | Contract |
| 2 Blackwater Community School | AZ | 48 | 82.20 | 244,500 | 99,900 | Contract |
| 3 Casa Blanca Day School | AZ | 340 | 503.35 | 1,497,500 | | BIA |
| 4 Chilchinbeto Day School | AZ | 123 | 190.30 | 566,100 | | BIA |
| 5 Chinle Boarding School | AZ | 495 | 914.90 | 2,721,800 | | BIA |
| 6 Cibecue Community School | AZ | 389 | 630.30 | 1,875,100 | 496,600 | Grant |
| 7 Cottonwood Day School | AZ | 254 | 323.60 | 962,700 | | BIA |
| 8 Cove Day School | AZ | 81 | 114.25 | 339,900 | | BIA |
| 9 Dennehotso Boarding School | AZ | 340 | 633.45 | 1,884,500 | | BIA |
| 10 Dilcon Boarding School | AZ | 378 | 742.55 | 2,209,100 | | BIA |
| 11 Flagstaff Dormitory | AZ | 163 | 203.75 | 606,200 | 228,700 | Grant |
| 12 Gila Crossing Day School | AZ | 102 | 158.35 | 471,100 | 223,800 | Grant |
| 13 Greasewood Boarding School | AZ | 368 | 755.20 | 2,246,700 | | BIA |
| 14 Greyhills High School | AZ | 418 | 945.60 | 2,813,200 | 733,800 | Grant |
| 15 Havasupai School | AZ | 88 | 111.98 | 333,100 | 136,000 | Grant |
| 16 Holbrook Dormitory | AZ | 127 | 181.75 | 540,700 | | BIA |
| 17 Hopi Day School | AZ | 84 | 120.82 | 359,400 | 213,000 | Grant |
| 18 Hopi High School | AZ | 486.5 | 705.85 | 2,099,900 | 544,100 | Grant |
| 19 Hotevilla Bacavi Community School | AZ | 119 | 150.75 | 448,500 | 221,200 | Contract |
| 20 Hunters Point Boarding School | AZ | 136 | 310.38 | 923,400 | | BIA |
| 21 John F. Kennedy Day School | AZ | 203 | 300.75 | 894,700 | | BIA |
| 22 Kaibeto Boarding School | AZ | 446 | 749.00 | 2,228,300 | | BIA |
| 23 Kayenta Boarding School | AZ | 423 | 944.55 | 2,810,000 | | BIA |
| 24 Keams Canyon Boarding School | AZ | 106 | 210.86 | 627,300 | | BIA |
| 25 Kinlichee Boarding School | AZ | 136 | 296.82 | 883,000 | | BIA |
| 26 Leupp Boarding School | AZ | 375 | 699.15 | 2,080,000 | 587,800 | Grant |
| 27 Little Singer Community School | AZ | 94 | 141.12 | 419,800 | 248,000 | Contract |
| 28 Low Mountain Boarding School | AZ | 234 | 449.91 | 1,338,500 | | BIA |
| 29 Lukachukai Boarding School | AZ | 426 | 731.05 | 2,174,900 | | BIA |
| 30 Many Farms High School | AZ | 378 | 716.15 | 2,130,500 | | BIA |
| 31 Moencopi Day School | AZ | 167 | 213.50 | 635,200 | | BIA |
| 32 Navajo Mountain Boarding School | AZ | 134 | 271.03 | 806,300 | | BIA |
| 33 Nazlini Boarding School | AZ | 131 | 249.45 | 742,100 | | BIA |
| 34 Pine Springs Boarding School | AZ | 85 | 145.58 | 433,100 | | BIA |
| 35 Pinon Dormitory | AZ | 130 | 209.55 | 623,400 | 264,500 | Contract |
| 36 Polacca Day School | AZ | 174 | 240.55 | 715,600 | | BIA |
| 37 Red Rock Day School | AZ | 233 | 304.15 | 904,800 | | BIA |
| 38 Rock Point Community School | AZ | 517.5 | 796.65 | 2,370,000 | 664,000 | Contract |
| 39 Rocky Ridge Boarding School | AZ | 247 | 381.10 | 1,133,800 | | BIA |
| 40 Rough Rock Demonstration School | AZ | 593 | 1,512.95 | 4,501,000 | 1,032,200 | Grant |
| 41 Salt River Day School | AZ | 178 | 261.05 | 776,600 | | BIA |
| 42 San Simon School | AZ | 289 | 396.90 | 1,180,800 | | BIA |
| 43 Santa Rosa Boarding School | AZ | 341 | 514.20 | 1,529,700 | | BIA |
| 44 Santa Rosa Ranch School | AZ | 133 | 231.70 | 689,300 | | BIA |
| 45 Seba Dalkai Boarding School | AZ | 174 | 331.80 | 987,100 | | BIA |
| 46 Second Mesa Day School | AZ | 253 | 381.00 | 1,133,500 | | BIA |
| 47 Shonto Boarding School | AZ | 539 | 899.65 | 2,676,500 | | BIA |
| 48 Tiis Nazbas (Teecnospos) Community | AZ | 384 | 750.50 | 2,232,700 | | BIA |
| 49 Theodore Roosevelt School | AZ | 96 | 245.33 | 729,900 | | BIA |
| 50 Tohono O'odham High School | AZ | 185 | 277.25 | 824,800 | | BIA |
| 51 Tonalea (Red Lake) Day School | AZ | 321 | 430.90 | 1,281,900 | | BIA |
| 52 Tuba City Boarding School | AZ | 1025 | 1,692.40 | 5,034,900 | | BIA |
| 53 Wide Ruins Boarding School | AZ | 254 | 557.30 | 1,658,000 | | BIA |
| 54 Winslow Dormitory | AZ | 177 | 255.25 | 759,400 | | BIA |
| 55 Noli School | CA | 36 | 64.50 | 191,900 | 120,300 | Grant |

**DISTRIBUTION OF ISEP FORMULA AND ADMINISTRATIVE
COSTS GRANT FUNDS FOR SCHOOL YEAR 1995-1996**

| SCHOOL NAME | STATE | ADM | ISEP | TOTAL ISEP | ADM COST GRANT | SCHOOL OPERATOR |
|--|-------|-------|----------|---------------|-------------------|--------------------|
| 56 Sherman Indian High School | CA | 510 | 1,785.85 | 5,312,900 | | BIA |
| 57 Ahfachkee Day School | FL | 76 | 128.17 | 381,300 | 105,000 | Contract |
| 58 Miccosukee Indian School | FL | 89 | 151.90 | 451,900 | 150,100 | Contract |
| 59 Sac & Fox Settlement School | IA | 80 | 128.55 | 382,400 | 189,800 | Grant |
| 60 Coeur D'alene Tribal School | ID | 60 | 126.45 | 376,200 | 114,800 | Grant |
| 61 Sho-ban School District No. 512 | ID | 123 | 200.00 | 595,000 | 176,600 | Grant |
| 62 Kickapoo Nation School | KS | 119 | 184.60 | 549,200 | 359,000 | Contract |
| 63 Chitimacha Day School | LA | 61 | 93.54 | 278,300 | 128,500 | Grant |
| 64 Beatrice Rafferty School | ME | 113 | 147.55 | 439,000 | | Contract |
| 65 Indian Island School | ME | 93 | 120.81 | 359,400 | | Contract |
| 66 Indian Township School | ME | 142 | 184.55 | 549,000 | 448,400 | Contract |
| 67 Behweting Saulte Ojibwa School | MI | 150 | 198.60 | 590,800 | 303,400 | Grant |
| 68 Hannahville Indian School | MI | 141 | 254.20 | 756,200 | 383,000 | Grant |
| 69 Bug-o-nay-ge Shig School | MN | 491 | 817.70 | 2,432,700 | 701,100 | Grant |
| 70 Circle Of Life Survival School | MN | 144 | 264.70 | 787,500 | 298,800 | Grant |
| 71 Fond Du Lac Ojibway School | MN | 193 | 291.10 | 866,000 | 461,100 | Grant |
| 72 Nay Ah Shing School | MN | 282 | 475.95 | 1,416,000 | 555,100 | Grant |
| 73 Boque Chitto Elementary School | MS | 120 | 179.95 | 535,400 | | Grant |
| 74 Choctaw Central High School | MS | 360 | 834.95 | 2,484,000 | 1,411,700 | Grant |
| 75 Choctaw Central Middle School | MS | 90 | 155.15 | 461,600 | | Grant |
| 76 Conehatta Elementary School | MS | 176 | 250.00 | 743,800 | | Grant |
| 77 Pearl River Elementary School | MS | 438 | 656.95 | 1,954,400 | | Grant |
| 78 Red Water Elementary School | MS | 101 | 154.90 | 460,800 | | Grant |
| 79 Standing Pine Elementary School | MS | 79 | 122.10 | 363,200 | | Grant |
| 80 Tucker Elementary School | MS | 101 | 152.75 | 454,400 | | Grant |
| 81 Blackfeet Dormitory | MT | 125 | 163.05 | 485,100 | | BIA |
| 82 Busby School | MT | 185 | 238.80 | 710,400 | 365,900 | Grant |
| 83 Two Eagle River School | MT | 112 | 156.50 | 465,600 | 119,800 | Grant |
| 84 Cherokee High School | NC | 1136 | 1,564.10 | 4,653,200 | 1,104,900 | Grant |
| 85 Circle Of Nations School (Wahpeton) | ND | 150 | 659.15 | 1,961,000 | 509,600 | Grant |
| 86 Dunseith Day School | ND | 247 | 399.05 | 1,187,200 | | BIA |
| 87 Mandaree Day School | ND | 247 | 400.55 | 1,191,600 | 399,200 | Grant |
| 88 Ojibwa Indian School | ND | 385.5 | 585.90 | 1,743,100 | 501,200 | Contract |
| 89 Standing Rock Community School | ND | 566 | 901.60 | 2,682,300 | 607,600 | Grant |
| 90 Tate Topa Tribal School (Four Winds) | ND | 436 | 680.40 | 2,024,200 | 490,600 | Grant |
| 91 Theodore Jamerson Elementary School | ND | 110 | 172.50 | 513,200 | 211,300 | Grant |
| 92 Trenton | ND | 71 | 104.70 | 311,500 | 214,100 | Grant |
| 93 Turtle Mountain Elementary School | ND | 1069 | 1,634.65 | 4,863,100 | | BIA |
| 94 Turtle Mountain High School | ND | 494 | 824.50 | 2,452,900 | 512,800 | Contract |
| 95 Twin Buttes Day School | ND | 39 | 94.55 | 281,300 | 188,800 | Grant |
| 96 White Shield School | ND | 168 | 274.90 | 817,800 | 325,200 | Grant |
| 97 Alamo Navajo School | NM | 364 | 582.95 | 1,734,300 | 525,200 | Grant |
| 98 Aztec Dormitory | NM | 103 | 131.25 | 390,500 | | BIA |
| 99 Baca Community School | NM | 180 | 255.15 | 759,100 | | BIA |
| 100 Beclabito Day School | NM | 101 | 154.55 | 459,800 | | BIA |
| 101 Bread Springs Day School | NM | 137 | 200.20 | 595,600 | | BIA |
| 102 Chi-ch'il-tah / Jones Ranch | NM | 255 | 440.45 | 1,310,300 | | BIA |
| 103 Chuska/Tohatchi Consolidated School | NM | 596 | 1,129.35 | 3,359,800 | | BIA |
| 104 Crystal Boarding School | NM | 188 | 341.32 | 1,015,400 | | BIA |
| 105 Dibe Yazhi Habitiin Olta, Inc | NM | 215 | 307.75 | 915,600 | 377,600 | Contract |
| 106 Dio'ay Azhi Community School | NM | 145 | 374.90 | 1,115,300 | | BIA |
| 107 Dzilh-na-o-dith-hle Community School | NM | 359 | 657.25 | 1,955,300 | | BIA |
| 108 Huerfano Dormitory | NM | 135 | 226.30 | 673,200 | | BIA |
| 109 Isleta Elementary School | NM | 206 | 306.55 | 912,000 | | BIA |
| 110 Jemez Day School | NM | 189 | 273.65 | 814,100 | | BIA |

**DISTRIBUTION OF ISEP FORMULA AND ADMINISTRATIVE
COSTS GRANT FUNDS FOR SCHOOL YEAR 1995-1996**

| SCHOOL NAME | STATE | ADM | ISEP | TOTAL ISEP | ADM COST GRANT | SCHOOL OPERATOR |
|---|-------|-------|----------|------------|----------------|-----------------|
| 111 Jicarilla Dormitory | NM | 50 | 77.45 | 230,400 | 92,300 | Grant |
| 112 Laguna Elementary School | NM | 375 | 521.80 | 1,552,400 | | BIA |
| 113 Laguna Middle School | NM | 195 | 276.15 | 821,500 | 361,700 | Grant |
| 114 Lake Valley Navajo School | NM | 133 | 251.65 | 748,700 | | BIA |
| 115 Mariano Lake Community School | NM | 273 | 521.16 | 1,550,500 | | BIA |
| 116 Mescalero | NM | 556 | 976.55 | 2,905,200 | 747,700 | grant |
| 117 Na'neelzhiin Ji'oi'ta (Torreon) | NM | 392 | 544.10 | 1,618,700 | | BIA |
| 118 Navajo Preparatory School | NM | 188 | 497.60 | 1,480,400 | 427,700 | Grant |
| 119 Nenahnezad Boarding School | NM | 356 | 632.20 | 1,880,800 | | BIA |
| 120 Ojo Encino Day School | NM | 216 | 309.85 | 921,800 | | BIA |
| 121 Pine Hill Schools | NM | 457 | 869.77 | 2,587,600 | 705,300 | Contract |
| 122 Pueblo Pintado Community School | NM | 305 | 689.00 | 2,049,800 | | BIA |
| 123 San Felipe Pueblo Elementary School | NM | 368 | 549.80 | 1,635,700 | | BIA |
| 124 San Ildefonso Day School | NM | 24 | 50.50 | 150,200 | | BIA |
| 125 San Juan Day School | NM | 44 | 87.90 | 261,500 | 117,800 | Grant |
| 126 Sanostee Day School | NM | 118 | 175.75 | 522,900 | | BIA |
| 127 Santa Clara Day School | NM | 125 | 208.10 | 619,100 | | BIA |
| 128 Santa Fe Indian School | NM | 511 | 1,316.95 | 3,917,900 | 846,400 | Grant |
| 129 Shiprock Alternative Elementary School | NM | 164 | 220.35 | 655,500 | | Grant |
| 130 Shiprock Alternative High School | NM | 168 | 260.60 | 775,300 | 537,100 | Grant |
| 131 Shiprock Reservation Dormitory | NM | 116 | 334.35 | 994,700 | 314,000 | Grant |
| 132 Sky City Community School | NM | 301 | 445.30 | 1,324,800 | | BIA |
| 133 T'ists'oozi' Bi'o'ita(Crwmpnt Comm Sch) | NM | 585 | 977.62 | 2,908,400 | | BIA |
| 134 Taos Day School | NM | 173 | 271.30 | 807,100 | | BIA |
| 135 Te Tsu Geh Oweenge Day School (Tes | NM | 53 | 93.96 | 279,500 | | BIA |
| 136 To'hajilée-he (Canoncito) | NM | 382 | 577.80 | 1,719,000 | | BIA |
| 137 Toadlena Boarding School | NM | 268 | 504.58 | 1,501,100 | | BIA |
| 138 Tse'ii'ahi'(Standing Rock)Community Sc | NM | 155 | 223.85 | 666,000 | | BIA |
| 139 Wingate Elementary School | NM | 583 | 1,543.55 | 4,592,100 | | BIA |
| 140 Wingate High School | NM | 611.5 | 1,696.45 | 5,046,900 | | BIA |
| 141 Zia Day School | NM | 93 | 151.46 | 450,600 | | BIA |
| 142 Duckwater Shoshone Elementary Schoo | NV | 19.5 | 39.25 | 116,800 | 49,800 | Grant |
| 143 Pyramid Lake High School | NV | 34 | 74.40 | 221,300 | 114,800 | Contract |
| 144 Carter Seminary | OK | 71 | 123.40 | 367,100 | 66,400 | Grant |
| 145 Eufaula Dormitory | OK | 115 | 196.45 | 584,400 | 132,400 | Grant |
| 146 Jones Academy | OK | 180 | 313.45 | 932,500 | 223,900 | Grant |
| 147 Riverside Indian School | OK | 365.5 | 1,080.40 | 3,214,200 | | BIA |
| 148 Sequoyah High School | OK | 274 | 621.15 | 1,847,900 | 381,700 | Grant |
| 149 Chemawa Indian School | OR | 404 | 1,259.70 | 3,747,600 | | BIA |
| 150 American Horse School | SD | 188 | 327.50 | 974,300 | 349,500 | Grant |
| 151 Cheyenne-eagle Butte School | SD | 944 | 1,532.05 | 4,557,800 | | BIA |
| 152 Crazy Horse School | SD | 351 | 605.95 | 1,802,700 | 517,300 | Grant |
| 153 Crow Creek Reservation High School | SD | 296 | 693.35 | 2,062,700 | 538,500 | Grant |
| 154 Crow Creek Sioux Tribal Elementary Sc | SD | 199 | 285.95 | 850,700 | 303,900 | Grant |
| 155 Enemy Swim Day School | SD | 67 | 112.86 | 335,800 | 181,400 | Contract |
| 156 Flandreau Indian School | SD | 498 | 1,615.50 | 4,806,100 | | BIA |
| 157 Little Eagle Day School | SD | 97 | 153.26 | 455,900 | | BIA |
| 158 Little Wound Day School | SD | 771 | 1,277.50 | 3,800,600 | 868,600 | Grant |
| 159 Loneman Day School | SD | 368 | 706.15 | 2,100,800 | 552,600 | Grant |
| 160 Lower Brule Day School | SD | 346.5 | 514.65 | 1,531,100 | | BIA |
| 161 Marty Indian School | SD | 286 | 579.18 | 1,723,100 | 525,500 | Grant |
| 162 Pierre Indian Learning Center | SD | 242 | 912.85 | 2,715,700 | 717,400 | Grant |
| 163 Pine Ridge School | SD | 892 | 1,546.40 | 4,600,500 | | BIA |
| 164 Porcupine Day School | SD | 135 | 243.30 | 723,800 | 330,700 | Grant |
| 165 Promise Day School | SD | 15 | 31.65 | 94,200 | | BIA |

**DISTRIBUTION OF ISEP FORMULA AND ADMINISTRATIVE
COSTS GRANT FUNDS FOR SCHOOL YEAR 1995-1996**

| SCHOOL NAME | STATE | ADM | ISEP | TOTAL ISEP | ADM COST GRANT | SCHOOL OPERATOR |
|---|-------|---------------|---------------|--------------------|-------------------|--------------------|
| 166 Rock Creek Day School | SD | 78 | 145.08 | 431,600 | | BIA |
| 167 Rosebud Dormitories | SD | 95 | 154.38 | 459,300 | | BIA |
| 168 St. Francis Indian School | SD | 638 | 911.20 | 2,710,800 | 691,800 | Grant |
| 169 Swift Bird Day School | SD | 50 | 82.85 | 246,500 | | BIA |
| 170 Takini School | SD | 295 | 526.30 | 1,565,700 | 576,000 | Grant |
| 171 Tiospa Zina Tribal School | SD | 438 | 682.65 | 2,030,900 | 615,200 | Grant |
| 172 White Horse Day School | SD | 26 | 50.90 | 151,400 | | BIA |
| 173 Wounded Knee School District | SD | 214 | 405.95 | 1,207,700 | 362,000 | Grant |
| 174 Aneth Community School | UT | 266 | 496.83 | 1,478,100 | | BIA |
| 175 Richfield Dormitory | UT | 110 | 158.00 | 470,100 | 263,600 | Grant |
| 176 Chief Leschi School System (Puyallup) | WA | 523 | 804.05 | 2,392,000 | 804,900 | Grant |
| 177 Lummi High School | WA | 75 | 121.68 | 362,000 | 88,900 | Grant |
| 178 Lummi Tribal School System | WA | 215 | 307.30 | 914,200 | 215,400 | Grant |
| 179 Muckleshoot Tribal School | WA | 85 | 181.33 | 539,500 | 260,600 | Grant |
| 180 Paschal Sherman Indian School | WA | 177 | 515.48 | 1,533,600 | 312,800 | Grant |
| 181 Quileute Tribal School | WA | 91 | 140.25 | 417,200 | 268,600 | Grant |
| 182 Wa He Lut Indian School | WA | 55 | 93.78 | 279,000 | 235,800 | Grant |
| 183 Yakima Tribal School | WA | 91 | 135.00 | 401,600 | 109,900 | Grant |
| 184 Lac Courte Oreilles Ojibwa School | WI | 320 | 523.10 | 1,556,200 | 601,300 | Grant |
| 185 Menominee Tribal School | WI | 230 | 322.30 | 958,800 | 276,500 | Grant |
| 186 Oneida Tribal School | WI | 498 | 761.95 | 2,266,800 | 790,100 | Grant |
| 187 St. Stephens Indian School | WY | 278 | 401.45 | 1,194,300 | 392,700 | Grant |
| TOTALS | | 47,646 | 85,694 | 254,938,300 | 35,167,500 | |

**Distribution of Student Transportation
Funds in School Year 1995 - 1996**

| NAME | STATE | DAY MILES | BOARDING MILES | CHARTER COSTS (\$) | AIRFARE COSTS (\$) | TOTAL DISTRIBUTION (\$) |
|---------------------------------|-------|-----------|----------------|--------------------|--------------------|-------------------------|
| Black Mesa Community School | AZ | 476 | 0 | \$0 | \$0 | 136,000 |
| Blackwater Community School | AZ | 98 | 0 | \$0 | \$0 | 28,000 |
| Casa Blanca Day School | AZ | 357 | 0 | \$0 | \$0 | 102,000 |
| Chilchinbeto Day School | AZ | 237 | 0 | \$0 | \$0 | 67,700 |
| Chinle Boarding School | AZ | 591 | 0 | \$0 | \$0 | 168,800 |
| Cibecue Community School | AZ | 72 | 0 | \$0 | \$0 | 20,600 |
| Cottonwood Day School | AZ | 638 | 0 | \$0 | \$0 | 182,300 |
| Cove Day School | AZ | 306 | 0 | \$0 | \$0 | 87,400 |
| Dennehotso Boarding School | AZ | 183 | 76 | \$0 | \$0 | 52,800 |
| Dilcon Boarding School | AZ | 425 | 645 | \$0 | \$0 | 125,500 |
| Gila Crossing Day School | AZ | 159 | 0 | \$0 | \$0 | 45,400 |
| Greasewood/Toyei Consolidated | AZ | 523 | 1,140 | \$0 | \$0 | 156,600 |
| Greyhills High School | AZ | 554 | 0 | \$0 | \$0 | 158,300 |
| Holbrook Dormitory | AZ | 0 | 3,003 | \$0 | \$0 | 19,100 |
| Hopi Day School | AZ | 41 | 0 | \$0 | \$0 | 11,700 |
| Hopi High School | AZ | 1,588 | 0 | \$0 | \$0 | 453,600 |
| Hotevilla Bacavi Community Scho | AZ | 59 | 0 | \$0 | \$0 | 16,900 |
| Hunters Point Boarding School | AZ | 341 | 0 | \$0 | \$0 | 97,400 |
| John F. Kennedy Day School | AZ | 338 | 0 | \$0 | \$0 | 96,600 |
| Kaibeto Boarding School | AZ | 476 | 147 | \$0 | \$0 | 136,900 |
| Kayenta Boarding School | AZ | 0 | 4,248 | \$0 | \$0 | 27,000 |
| Keams Canyon Boarding School | AZ | 158 | 0 | \$0 | \$0 | 45,100 |
| Kinlichee Boarding School | AZ | 448 | 224 | \$0 | \$0 | 129,400 |
| Leupp Boarding School | AZ | 672 | 0 | \$0 | \$0 | 192,000 |
| Little Singer Community School | AZ | 514 | 0 | \$0 | \$0 | 146,800 |
| Low Mountain Boarding School | AZ | 532 | 215 | \$0 | \$0 | 153,300 |
| Lukachukai Boarding School | AZ | 590 | 1,362 | \$0 | \$0 | 177,200 |
| Many Farms High School | AZ | 714 | 375 | \$0 | \$0 | 206,300 |
| Moencopi Day School | AZ | 53 | 0 | \$0 | \$0 | 15,100 |
| Navajo Mountain Boarding School | AZ | 133 | 220 | \$0 | \$0 | 39,400 |
| Nazlini Boarding School | AZ | 353 | 1,517 | \$0 | \$0 | 110,500 |
| Pine Springs Boarding School | AZ | 713 | 0 | \$0 | \$0 | 203,700 |
| Pinon Dormitory | AZ | 386 | 1,015 | \$0 | \$0 | 116,700 |
| Polacca Day School | AZ | 287 | 0 | \$0 | \$0 | 82,000 |
| Red Rock Day School | AZ | 531 | 0 | \$0 | \$0 | 151,700 |
| Rock Point Community School | AZ | 1,257 | 0 | \$0 | \$0 | 359,100 |
| Rocky Ridge Boarding School | AZ | 478 | 72 | \$0 | \$0 | 137,000 |
| Rough Rock Demonstration School | AZ | 785 | 1,797 | \$0 | \$0 | 235,700 |
| Salt River Day School | AZ | 168 | 0 | \$0 | \$0 | 48,000 |
| San Simon School | AZ | 788 | 0 | \$0 | \$0 | 225,100 |
| Santa Rosa Boarding School | AZ | 337 | 811 | \$0 | \$0 | 101,400 |
| Santa Rosa Ranch School | AZ | 426 | 369 | \$0 | \$0 | 124,000 |
| Seba Dalkai Boarding School | AZ | 328 | 96 | \$0 | \$0 | 94,300 |
| Second Mesa Day School | AZ | 282 | 0 | \$0 | \$0 | 80,600 |
| Shonto Boarding School | AZ | 531 | 0 | \$0 | \$0 | 151,700 |
| Teechospos Boarding School | AZ | 498 | 167 | \$0 | \$0 | 143,300 |
| Theodore Roosevelt School | AZ | 0 | 1,311 | \$0 | \$2,412 | 10,700 |
| Tohono O'odham High School | AZ | 718 | 0 | \$0 | \$0 | 205,100 |
| Tonalea (Red Lake) Day School | AZ | 636 | 0 | \$0 | \$0 | 181,700 |
| Tuba City Boarding School | AZ | 227 | 0 | \$0 | \$0 | 64,800 |
| Wide Ruins Boarding School | AZ | 656 | 687 | \$0 | \$0 | 191,800 |
| Winslow Dormitory | AZ | 0 | 302 | \$0 | \$0 | 1,900 |
| Noli | CA | 29 | 0 | \$0 | \$0 | 8,300 |
| Sherman Indian High School | CA | 0 | 5,978 | \$85,216 | \$282,288 | 405,500 |
| Ahfachkee Day School | FL | 30 | 0 | \$0 | \$0 | 8,600 |
| Miccosukee Indian School | FL | 43 | 0 | \$0 | \$0 | 12,300 |
| Sac & Fox Settlement School | IA | 58 | 0 | \$0 | \$0 | 16,600 |
| Coeur d'Alene Tribal School | ID | 178 | 0 | \$0 | \$0 | 50,800 |
| Sho-Ban School District No. 512 | ID | 713 | 0 | \$0 | \$0 | 203,700 |
| Kickapoo Nation School | KS | 975 | 0 | \$0 | \$0 | 278,500 |
| Chitimacha Day School | LA | 6 | 0 | \$0 | \$0 | 1,700 |
| Beatrice Rafferty School | ME | 30 | 0 | \$0 | \$0 | 8,600 |

**Distribution of Student Transportation
Funds in School Year 1995 - 1996**

| NAME | STATE | DAY MILES | BOARDING MILES | CHARTER COSTS (\$) | AIRFARE COSTS (\$) | TOTAL DISTRIBUTION (\$) |
|--------------------------------------|-------|-----------|----------------|--------------------|--------------------|-------------------------|
| Indian Island School | ME | 247 | 0 | \$0 | \$0 | 70,600 |
| Indian Township School | ME | 62 | 0 | \$0 | \$0 | 17,700 |
| Hannahville Indian School | MI | 623 | 0 | \$0 | \$0 | 178,000 |
| Behweting Saulte Ojibwa School | MN | 227 | 0 | \$0 | \$0 | 64,800 |
| Bug-O-Nay-Ge Shig School | MN | 2,481 | 0 | \$0 | \$0 | 708,700 |
| Circle Of Life Survival School | MN | 497 | 0 | \$0 | \$0 | 142,000 |
| Fond Du Lac Ojibway School | MN | 1,604 | 0 | \$0 | \$0 | 458,200 |
| Nay Ah Shing School | MN | 1,383 | 0 | \$0 | \$0 | 395,100 |
| Boque Chitto Elementary School | MS | 149 | 0 | \$0 | \$0 | 42,600 |
| Choctaw Central High School | MS | 1,181 | 188 | \$0 | \$0 | 338,600 |
| Conehatta Elementary School | MS | 113 | 0 | \$0 | \$0 | 32,300 |
| Red Water Elementary School | MS | 83 | 0 | \$0 | \$0 | 23,700 |
| Standing Pine Elementary School | MS | 63 | 0 | \$0 | \$0 | 18,000 |
| Tucker Elementary School | MS | 97 | 0 | \$0 | \$0 | 27,700 |
| Busby School | MT | 809 | 0 | \$0 | \$0 | 231,100 |
| Two Eagle River School | MT | 782 | 0 | \$0 | \$0 | 223,400 |
| Cherokee Central School | NC | 1,395 | 0 | \$0 | \$0 | 398,500 |
| Dunseith Day School | ND | 186 | 0 | \$0 | \$0 | 53,100 |
| Mandaree Day School | ND | 403 | 0 | \$0 | \$0 | 115,100 |
| Ojibwa Indian School | ND | 490 | 0 | \$0 | \$0 | 140,000 |
| Standing Rock Community School | ND | 1,184 | 0 | \$0 | \$0 | 338,200 |
| Tate Topa Tribal School (Four Winds) | ND | 471 | 0 | \$0 | \$0 | 134,500 |
| Trenton School | ND | 416 | 0 | \$0 | \$0 | 118,800 |
| Turtle Mt. Elem. & Middle Schoo | ND | 1,293 | 0 | \$0 | \$0 | 369,400 |
| Twin Buttes Day School | ND | 181 | 0 | \$0 | \$0 | 51,700 |
| Wahpeton Indian Boarding School | ND | 0 | 6,369 | \$33,060 | \$37,052 | 110,500 |
| White Shield School | ND | 317 | 0 | \$0 | \$0 | 90,600 |
| Alamo Navajo School | NM | 536 | 0 | \$0 | \$0 | 153,100 |
| Aztec Dormitory | NM | 0 | 478 | \$0 | \$0 | 3,000 |
| Baca Community School | NM | 314 | 0 | \$0 | \$0 | 89,700 |
| Beclabito Day School | NM | 468 | 0 | \$0 | \$0 | 133,700 |
| Bread Springs Day School | NM | 325 | 0 | \$0 | \$0 | 92,800 |
| Chi-Ch'il-Tah / Jones Ranch | NM | 564 | 0 | \$0 | \$0 | 161,100 |
| Chuska/Tohatchi Consolidated Sc | NM | 561 | 494 | \$0 | \$0 | 163,400 |
| Crownpoint Community School | NM | 446 | 303 | \$0 | \$0 | 129,300 |
| Crystal Boarding School | NM | 165 | 92 | \$0 | \$0 | 47,700 |
| Dibe Yazhi Habitiin.Olta, Inc | NM | 745 | 0 | \$0 | \$0 | 212,800 |
| Dlo'Ay Azhi Community School | NM | 111 | 427 | \$0 | \$0 | 34,400 |
| Dzilth-na-o-dith-hie Community | NM | 695 | 781 | \$0 | \$0 | 203,500 |
| Huerfano Dormitory | NM | 118 | 68 | \$0 | \$0 | 34,100 |
| Isleta Elementary School | NM | 135 | 0 | \$0 | \$0 | 38,600 |
| Jemez Day School | NM | 31 | 0 | \$0 | \$0 | 8,900 |
| Laguna Elementary School | NM | 307 | 0 | \$0 | \$0 | 87,700 |
| Laguna Middle School | NM | 189 | 0 | \$0 | \$0 | 54,000 |
| Lake Valley Navajo School | NM | 437 | 103 | \$0 | \$0 | 125,500 |
| Mariano Lake Community School | NM | 556 | 512 | \$0 | \$0 | 162,100 |
| Mescalero | NM | 395 | 0 | \$0 | \$0 | 112,800 |
| Na'Neelzhiin Ji'Olta (Torreon) | NM | 703 | 0 | \$0 | \$0 | 200,800 |
| Navajo Preparatory School | NM | 0 | 1,600 | \$0 | \$0 | 10,200 |
| Nenahnezad Boarding School | NM | 346 | 0 | \$0 | \$0 | 98,800 |
| Ojo Encino Day School | NM | 480 | 0 | \$0 | \$0 | 137,100 |
| Pine Hill Schools | NM | 768 | 888 | \$0 | \$0 | 225,000 |
| Pueblo Pintado Community School | NM | 795 | 373 | \$0 | \$0 | 229,500 |
| San Felipe Day School | NM | 280 | 0 | \$0 | \$0 | 80,000 |
| San Ildefonso Day School | NM | 90 | 0 | \$0 | \$0 | 25,700 |
| San Juan Day School | NM | 79 | 0 | \$0 | \$0 | 22,600 |
| Sanostee Day School | NM | 323 | 0 | \$0 | \$0 | 92,300 |
| Santa Clara Day School | NM | 44 | 0 | \$0 | \$0 | 12,600 |
| Santa Fe Indian School | NM | 1,164 | 2,694 | \$4,402 | \$704 | 354,700 |
| Shiprock Alternative High Schoo | NM | 1,284 | 0 | \$0 | \$0 | 366,800 |
| Shiprock Reservation Dormitory | NM | 100 | 1,870 | \$0 | \$0 | 40,400 |
| Sky City Community School | NM | 219 | 0 | \$0 | \$0 | 62,600 |

**Distribution of Student Transportation
Funds in School Year 1995 - 1996**

| NAME | STATE | DAY MILES | BOARDING MILES | CHARTER COSTS (\$) | AIRFARE COSTS (\$) | TOTAL DISTRIBUTION (\$) |
|--|-------|-----------|----------------|--------------------|--------------------|-------------------------|
| Taos Day School | NM | 77 | 0 | \$0 | \$0 | 22,000 |
| Te Tsu Geh Oweenge Day School (Tesuque) | NM | 129 | 0 | \$0 | \$0 | 36,900 |
| To'Hajjilee-He (Canoncito) | NM | 886 | 0 | \$0 | \$0 | 253,100 |
| Toadlena Boarding School | NM | 608 | 0 | \$0 | \$0 | 173,700 |
| Tse'ii'ahi' (Standing Rock) Community School | NM | 391 | 0 | \$0 | \$0 | 111,700 |
| Wingate Elementary School | NM | 132 | 0 | \$0 | \$0 | 37,700 |
| Wingate High School | NM | 32 | 2,505 | \$1,467 | \$3,960 | 30,500 |
| Zia Day School | NM | 20 | 0 | \$0 | \$0 | 5,700 |
| Duckwater Shoshone Elementary S | NV | 27 | 0 | \$0 | \$0 | 7,700 |
| Pyramid Lake High School | NV | 317 | 0 | \$0 | \$0 | 90,600 |
| Carter Seminary | OK | 0 | 1,214 | \$0 | \$0 | 7,700 |
| Eufaula Dormitory | OK | 0 | 7,949 | \$0 | \$0 | 50,500 |
| Jones Academy | OK | 0 | 3,776 | \$3,125 | \$26,039 | 53,100 |
| Riverside Indian School | OK | 0 | 6,856 | \$12,428 | \$155,193 | 211,100 |
| Sequoyah High School | OK | 209 | 3,369 | \$0 | \$37,252 | 118,300 |
| Chemawa Indian School | OR | 0 | 729 | \$30,238 | \$338,500 | 373,400 |
| American Horse School | SD | 445 | 0 | \$0 | \$0 | 127,100 |
| Cheyenne-Eagle Butte School | SD | 1,236 | 0 | \$0 | \$0 | 353,100 |
| Crazy Horse School | SD | 560 | 0 | \$0 | \$0 | 160,000 |
| Crow Creek Reservation High Sch | SD | 310 | 2,084 | \$0 | \$0 | 101,800 |
| Crow Creek Sioux Tribal Elementary School | SD | 57 | 0 | \$0 | \$0 | 16,300 |
| Enemy Swim Day School | SD | 135 | 0 | \$0 | \$0 | 38,600 |
| Flandreau Indian School | SD | 0 | 9,874 | \$179,245 | \$95,832 | 337,800 |
| Little Eagle Day School | SD | 118 | 0 | \$0 | \$0 | 33,700 |
| Little Wound Day School | SD | 1,439 | 0 | \$0 | \$0 | 411,100 |
| Loneman Day School | SD | 585 | 0 | \$0 | \$0 | 167,100 |
| Lower Brule Day School | SD | 377 | 0 | \$0 | \$0 | 107,700 |
| Marty Indian School | SD | 392 | 2,665 | \$665 | \$2,804 | 132,400 |
| Pierre Indian Learning Center | SD | 0 | 12,514 | \$8,758 | \$0 | 88,200 |
| Pine Ridge School | SD | 1,528 | 198 | \$0 | \$0 | 437,700 |
| Porcupine Day School | SD | 213 | 0 | \$0 | \$0 | 60,800 |
| Promise Day School | SD | 144 | 0 | \$0 | \$0 | 41,100 |
| Rock Creek Day School | SD | 158 | 0 | \$0 | \$0 | 45,100 |
| Rosebud Dormitories | SD | 0 | 744 | \$0 | \$0 | 4,700 |
| St. Francis Indian School | SD | 1,260 | 0 | \$0 | \$0 | 359,900 |
| Swift Bird Day School | SD | 118 | 0 | \$0 | \$0 | 33,700 |
| Takini School | SD | 1,011 | 0 | \$0 | \$0 | 288,800 |
| Tiospa Zina Tribal School | SD | 882 | 0 | \$0 | \$0 | 252,000 |
| White Horse Day School | SD | 96 | 0 | \$0 | \$0 | 27,400 |
| Wounded Knee School District | SD | 175 | 0 | \$0 | \$0 | 50,000 |
| Aneth Community School | UT | 580 | 251 | \$0 | \$0 | 167,300 |
| Richfield Dormitory | UT | 0 | 3,393 | \$12,666 | \$0 | 34,200 |
| Lummi High School | WA | 159 | 0 | \$0 | \$0 | 45,400 |
| Lummi Tribal School System | WA | 446 | 0 | \$0 | \$0 | 127,400 |
| Muckleshoot Tribal School | WA | 352 | 0 | \$0 | \$0 | 100,600 |
| Paschal Sherman Indian School | WA | 819 | 176 | \$0 | \$0 | 235,100 |
| Puyallup Nation Education Syste | WA | 4,317 | 0 | \$0 | \$0 | 1,233,200 |
| Quileute Tribal School | WA | 405 | 0 | \$0 | \$0 | 115,700 |
| Wa He Lut Indian School | WA | 899 | 0 | \$0 | \$0 | 256,800 |
| Yakima Tribal School | WA | 342 | 0 | \$0 | \$0 | 97,700 |
| Lac Courte Oreilles Ojibwa Scho | WI | 1,336 | 0 | \$0 | \$0 | 381,600 |
| Menominee Tribal School | WI | 198 | 0 | \$0 | \$0 | 56,600 |
| Oneida Tribal School | WI | 599 | 0 | \$0 | \$0 | 171,100 |
| St. Stephens Indian School | WY | 447 | 0 | \$0 | \$0 | 127,700 |
| | | 79,199 | 101,314 | 371,270 | 982,036 | 24,621,000 |

FY 1997-PRESIDENT'S BUDGET REQUEST-AREA OFFICE OPERATIONS

| AREA OFFICE OPERATIONS | BUREAU TOTAL | UNDISTRIBUTED RESOURCES | ABERDEEN | ANADARKO | BILLINGS | JUNEAU | MINNEAPOLIS | MUSKOGEE | PHOENIX | SACRAMENTO | ALBUQUERQUE | PORTLAND | EASTERN |
|---------------------------------------|--------------|-------------------------|----------|----------|----------|---------|-------------|----------|---------|------------|-------------|----------|---------|
| Community Svcs | 227.9 | | | | | 63.1 | | | 76.2 | 32.1 | | | 56.6 |
| Ald to Tribal Govt | 872.3 | | 172.1 | 108.8 | 85.2 | 73.8 | 94.3 | 28.0 | 66.4 | 172.4 | 59.0 | 12.4 | |
| *TRIBAL GOVERNMENT* | 1,100.2 | | 172.1 | 108.8 | 85.2 | 136.8 | 94.3 | 28.0 | 142.6 | 204.4 | 59.0 | 12.4 | 56.6 |
| Services to Children, Elderly & Famil | 680.7 | | 178.3 | 39.5 | 96.3 | 76.2 | 30.2 | 32.5 | 107.9 | | 87.9 | 31.8 | |
| *HUMAN SERVICES* | 680.7 | | 178.3 | 39.5 | 96.3 | 76.2 | 30.2 | 32.5 | 107.9 | | 87.9 | 31.8 | |
| Law Enforcement | 499.0 | | 87.2 | | 57.2 | | 42.9 | 103.0 | 100.8 | | 61.4 | 46.5 | |
| *PUBLIC SAFETY & JUSTICE* | 499.0 | | 87.2 | | 57.2 | | 42.9 | 103.0 | 100.8 | | 61.4 | 46.5 | |
| Housing Development | 2,331.8 | 2,331.8 | | | | | | | | | | | |
| Adult Voc Trng. - 1yr | 32.2 | | | | | 31.9 | | 0.2 | | | | 0.1 | |
| Economic Development | 650.7 | | 131.5 | | 62.1 | 78.8 | 69.0 | 107.8 | 99.7 | 32.3 | 49.9 | 19.6 | |
| *COMMUNITY DEVELOPMENT* | 3,014.8 | 2,331.8 | 131.5 | | 62.1 | 110.7 | 69.0 | 108.0 | 99.7 | 32.3 | 49.9 | 19.7 | |
| Nat. Resources, Gen. | 361.9 | | 22.7 | 28.0 | 117.7 | | 25.6 | | 109.3 | 13.9 | 44.3 | 0.2 | |
| Agriculture | 331.3 | | 132.5 | | | | 20.3 | 49.9 | 87.8 | | | 40.9 | |
| Forestry | 792.2 | | | | 60.5 | 85.0 | 183.2 | | 145.7 | 87.5 | 31.4 | 154.2 | 44.8 |
| Forest Marketing Assistance | 181.4 | 181.4 | | | | | | | | | | | |
| Water Resources | 522.9 | | 62.2 | 10.6 | 69.3 | 3.5 | 69.2 | | 60.8 | 57.4 | 70.0 | 90.8 | 29.1 |
| Wildlife & Parks | 294.6 | | 37.9 | | | | 31.0 | | 37.5 | | 39.8 | 148.4 | |
| Minerals and Mining | 189.3 | | 30.6 | 39.5 | | | | 47.1 | 18.6 | | | 53.6 | |
| *RESOURCES MANAGEMENT* | 2,673.7 | 181.4 | 263.9 | 78.1 | 247.5 | 88.5 | 329.2 | 97.0 | 459.8 | 198.8 | 185.3 | 486.0 | 73.9 |
| Trust Svcs., Gen. | 575.3 | | 70.4 | 0.4 | 79.1 | 68.5 | 62.7 | 91.0 | | | 146.4 | | 56.7 |
| Oth. Rights Protect. | 235.5 | | | | | 46.0 | 29.9 | 31.8 | | 23.2 | 61.6 | 43.0 | |
| Oth. Real Estate Svcs. | 1,517.3 | | 284.1 | 215.5 | 134.7 | 58.3 | 54.8 | 115.0 | 248.3 | 114.6 | 57.2 | 201.2 | 33.5 |
| Land Titles & Records | 3,130.1 | 3,091.8 | 7.3 | 2.6 | 8.0 | 1.8 | | 3.9 | | 4.9 | 3.1 | 4.9 | 1.8 |
| Land Records Improve. | 1,255.5 | 1,242.8 | 2.8 | 1.3 | 2.0 | | | | | 0.8 | 5.8 | | |
| Environ. Qual. Svc. | 192.4 | | 16.0 | 41.6 | | | 25.6 | | | 22.4 | | 86.8 | |
| *TRUST SERVICES* | 6,906.1 | 4,334.6 | 380.6 | 261.4 | 223.8 | 174.6 | 173.0 | 241.7 | 248.3 | 165.8 | 274.2 | 335.9 | 92.0 |
| Executive Direction | 1,670.4 | | 159.6 | 129.1 | 117.7 | 123.1 | 90.3 | 98.9 | 192.7 | 192.4 | 157.8 | 268.1 | 140.7 |
| Administrative Svcs. | 9,310.8 | | 1,012.9 | 656.0 | 667.1 | 934.6 | 703.2 | 529.1 | 1,577.6 | 539.1 | 1,110.7 | 739.6 | 841.0 |
| Personnel Services | 4,770.0 | 4,770.0 | | | | | | | | | | | |
| Safety Management | 497.5 | | 61.9 | 29.2 | 47.8 | | 53.3 | 64.6 | 52.2 | | 59.7 | 64.3 | 64.5 |
| Facilities Management | 2,641.0 | | 657.8 | 164.3 | 196.3 | | 69.3 | 121.4 | 524.5 | | 320.2 | 324.0 | 263.2 |
| ADP Decentral. Support | 2,777.8 | | 348.6 | 174.0 | 349.1 | 172.9 | 173.4 | 172.9 | 347.3 | 173.2 | 348.8 | 348.9 | 172.9 |
| Common Support Services | 18.4 | | 18.4 | | | | | | | | | | |
| *GENERAL ADMINISTRATION* | 21,686.0 | 4,770.0 | 2,259.1 | 1,152.6 | 1,377.9 | 1,230.6 | 1,069.5 | 966.9 | 2,694.3 | 904.7 | 1,995.2 | 1,742.9 | 1,482.2 |
| ** GRAND TOTAL ** | 36,560.5 | 11,617.9 | 3,494.6 | 1,640.4 | 2,150.2 | 1,817.5 | 1,828.1 | 1,697.1 | 3,853.4 | 1,486.1 | 2,713.1 | 2,677.2 | 1,704.7 |

FY 1997 - PRESIDENT'S BUDGET REQUEST - TRIBAL PRIORITY ALLOCATIONS

| ABERDEEN PROGRAM TITLE | ABERDEEN AREA TOTAL | FIELD OPS. | FLANDREAU | CHEYENNE RIVER | FORT BERTHOLD | FORT TOTTEN | PINE RIDGE | ROSEBUD | YANKTON | PONCA of NEBRASKA | SISETON | STANDING ROCK | TURTLE MOUNTAIN |
|---------------------------------------|---------------------------|---------------|--------------|-------------------|------------------|----------------|----------------|----------------|----------------|----------------------|----------------|------------------|--------------------|
| Community Svcs | | | | | | | | | | | | | |
| Aid to Tribal Govt | 1,056.4 | | | | 30.0 | 20.3 | 234.9 | | 37.7 | | 290.3 | 81.8 | 92.4 |
| Consol. Tr. Govt Pgm (CTGP) | 13,625.2 | | 269.7 | 4,284.5 | | | | 2,029.8 | | 1,207.1 | | 3,208.3 | |
| Self Governance | | | | | | | | | | | | | |
| New Tribes | | | | | | | | | | | | | |
| Other, Tribal Government | | | | | | | | | | | | | |
| *TRIBAL GOVERNMENT* | 14,681.6 | | 269.7 | 4,284.5 | 30.0 | 20.3 | 234.9 | 2,029.8 | 37.7 | 1,207.1 | 290.3 | 3,208.3 | 92.4 |
| Svcs. to Children, Elderly & Families | 4,822.5 | 149.6 | | 407.8 | 500.3 | 309.2 | 831.5 | 314.0 | 377.5 | 23.9 | 380.7 | 363.4 | 613.2 |
| Indian Child Welfare Act | 934.4 | | 44.7 | 85.6 | 54.0 | 78.5 | 128.8 | 88.5 | 64.8 | | 54.2 | 0.0 | 89.8 |
| Other, Human Services | | | | | | | | | | | | | |
| *HUMAN SERVICES* | 5,756.9 | 149.6 | 44.7 | 493.2 | 554.3 | 387.7 | 960.3 | 402.5 | 442.3 | 23.9 | 434.9 | 363.4 | 703.0 |
| Scholarships | 4,360.1 | | | | 600.9 | 61.2 | 872.3 | 682.8 | 183.8 | | 259.0 | 0.0 | 1,454.1 |
| Johnson O'Malley | 1,233.0 | | 36.9 | 30.4 | 79.9 | 83.8 | 498.8 | | | 4.8 | 87.7 | 144.0 | 80.0 |
| Adult Education | 410.6 | | | | 21.0 | | 152.8 | 52.1 | 41.8 | | | 29.8 | 95.3 |
| Tr. Con. Comm. Colleges | 710.6 | | | | 68.0 | | 360.8 | 192.8 | | | | | 89.2 |
| Other, Education | | | | | | | | | | | | | |
| *EDUCATION* | 6,714.3 | | 36.9 | 30.4 | 769.8 | 154.8 | 1,884.5 | 927.7 | 225.4 | 4.8 | 346.7 | 173.8 | 1,718.8 |
| Tribal Courts | 2,532.9 | 155.6 | | | 368.0 | 164.2 | 778.2 | | 108.8 | | 247.0 | | 384.0 |
| Law Enforcement | 11,484.3 | 69.6 | | | 831.6 | 858.6 | 2,742.0 | 1,575.9 | 430.5 | | 519.0 | 1,091.9 | 1,218.6 |
| Comm. Fire Prot. | 31.1 | | | | | 0.3 | | | | | | | 30.0 |
| Other, Pub. Safety & Just. | 349.0 | | | | 95.0 | | | | | | | | 254.0 |
| *PUBLIC SAFETY & JUSTICE* | 14,397.3 | 225.4 | | | 1,294.6 | 1,123.1 | 3,820.2 | 1,575.9 | 537.3 | | 766.0 | 1,091.9 | 1,886.6 |
| Adult Voc Trng. | 1,624.5 | | | | 109.1 | 46.2 | 128.0 | 221.3 | 82.3 | | 81.9 | 210.7 | 557.1 |
| Employ. Asst. (D.E.) | 459.0 | | | | 6.7 | 2.0 | 282.1 | | 48.3 | | 45.4 | 13.3 | |
| Economic Development | 643.9 | | | | 83.7 | 6.1 | 158.1 | 57.9 | | | 112.1 | 55.2 | 38.5 |
| Other, Economic Dev. | 1.3 | | | | | | 1.3 | | | | | | |
| *COMMUNITY DEVELOPMENT* | 2,728.7 | | | | 179.5 | 54.3 | 569.5 | 279.2 | 130.6 | | 236.4 | 279.2 | 595.6 |
| Nat. Resources, Gen. | 157.6 | 9.2 | | | | | 142.6 | | | | | | |
| Agriculture | 2,846.2 | | | 452.4 | 277.0 | 144.2 | 547.9 | 379.7 | 32.4 | | 117.8 | 288.2 | 76.1 |
| Agric. Extension | 37.1 | | | | | | 18.0 | | | | 21.1 | | |
| Forestry | 158.2 | | | | | | 19.0 | 20.9 | | | | | 63.3 |
| Water Resources | 205.1 | | | | 105.2 | | 99.9 | | | | | | |
| Wildlife & Parks | 983.9 | | | | 257.8 | 59.0 | 254.2 | | 48.0 | | 43.5 | | |
| Minerals and Mining | 43.9 | | | | 25.5 | | | | | | 18.4 | | |
| Other, Resources Mgmt. | | | | | | | | | | | | | |
| *RESOURCES MANAGEMENT* | 4,432.0 | 9.2 | | 452.4 | 665.5 | 203.2 | 1,079.6 | 400.6 | 80.4 | | 200.8 | 288.2 | 139.4 |
| Trust Svcs., Gen. | 50.4 | | | | | | | | | | | 50.4 | |
| Other Rights Protect. | 11.0 | | | | | | | | | | 11.0 | | |
| Real Estate Services | 3,637.5 | 22.6 | | 316.9 | 468.7 | 204.4 | 508.0 | 356.8 | 149.8 | 79.4 | 180.8 | 352.8 | 309.3 |
| Real Estate Appraisals | 515.6 | 515.6 | | | | | | | | | | | |
| Environ. Qual. Svc. | | | | | | | | | | | | | |
| Other, Trust Services | | | | | | | | | | | | | |
| *TRUST SERVICES* | 4,214.5 | 538.2 | | 316.9 | 468.7 | 204.4 | 508.0 | 356.8 | 149.8 | 79.4 | 191.8 | 403.2 | 309.3 |
| Executive Direction | 1,545.9 | 30.2 | | 136.4 | 101.1 | 89.1 | 169.9 | 132.5 | 115.9 | 14.8 | 94.4 | 145.2 | 143.3 |
| Administrative Svcs. | 2,252.0 | | | 133.4 | 174.5 | 104.7 | 342.8 | 228.7 | 111.3 | 10.0 | 122.4 | 183.1 | 139.8 |
| Safety Management | | | | | | | | | | | | | |
| Common Support Services | | | | | | | | | | | | | |
| *GENERAL ADMINISTRATION* | 3,797.9 | 30.2 | | 269.8 | 275.6 | 193.8 | 512.7 | 361.2 | 227.2 | 24.8 | 216.8 | 328.3 | 283.1 |
| ** GRAND TOTALS ** | 56,723.2 | 952.6 | 351.3 | 5,647.2 | 4,238.0 | 2,341.6 | 9,287.7 | 6,333.6 | 1,630.5 | 1,340.0 | 2,886.5 | 6,218.1 | 5,728.0 |

FY 1997 - PRESIDENT'S BUDGET REQUEST - TRIBAL PRIORITY ALLOCATIONS

| ABERDEEN PROGRAM TITLE | TRENTON | WINNEBAGO AGENCY | OMAHA | SANTEE | WINNEBAGO TRIBE | CROW CREEK | LOWER BRULE |
|--------------------------------------|--------------|---------------------|----------------|--------------|--------------------|----------------|----------------|
| Community Svcs | | | | | | | |
| Aid to Tribal Govt | 35.3 | | | 218.6 | | 15.1 | |
| Consol.Tr.Govt Pgm(CTGP) | | | 1,771.8 | | 854.4 | | |
| Self Governance | | | | | | | |
| New Tribes | | | | | | | |
| Other, Tribal Government | | | | | | | |
| *TRIBAL GOVERNMENT* | 35.3 | | 1,771.8 | 218.6 | 854.4 | 15.1 | |
| Svcs.to Children, Elderly & Families | | (0.0) | | 57.8 | 59.9 | 283.9 | 140.0 |
| Indian Child Welfare Act | | | 54.2 | 37.4 | 45.9 | 83.1 | 44.9 |
| Other, Human Services | | | | | | | |
| *HUMAN SERVICES* | | (0.0) | 54.2 | 95.2 | 105.8 | 357.0 | 184.9 |
| Scholarships | | | | 92.5 | | 103.5 | 50.0 |
| Johnson O'Malley | 14.8 | | 98.1 | 15.6 | | 44.2 | 4.2 |
| Adult Education | | | | | | 15.0 | 3.0 |
| Tr.Con.Comm.Colleges | | | | | | | |
| Other, Education | | | | | | | |
| *EDUCATION* | 14.8 | | 98.1 | 108.1 | | 182.7 | 57.2 |
| Tribal Courts | | | | | | 193.0 | 136.1 |
| Law Enforcement | | 740.8 | | | | 684.0 | 641.8 |
| Comm.Fire Prot. | | | | 0.8 | | | |
| Other, Pub. Safety & Just. | | | | | | | |
| *PUBLIC SAFETY & JUSTICE* | | 740.8 | | 0.8 | | 687.0 | 777.6 |
| Adult Voc Trng. | 95.7 | | | 21.0 | | 29.4 | 41.8 |
| Employ. Asst (D.E.) | | | | 8.4 | | 26.9 | 25.9 |
| Economic Development | | | | 25.3 | | | 127.0 |
| Other, Economic Dev. | | | | | | | |
| *COMMUNITY DEVELOPMENT* | 95.7 | | | 54.7 | | 56.3 | 194.7 |
| Nat. Resources, Gen. | | 2.5 | | 3.3 | | | |
| Agriculture | | 171.8 | | 18.5 | | 176.9 | 183.5 |
| Agric.Extension | | | | | | | |
| Forestry | | 55.0 | | | | | |
| Water Resources | | | | | | | |
| Wildlife & Parks | 56.3 | | | 43.1 | | 94.1 | 127.9 |
| Minerals and Mining | | | | | | | |
| Other, Resources Mgmt. | | | | | | | |
| *RESOURCES MANAGEMENT* | 56.3 | 229.1 | | 64.9 | | 271.0 | 291.4 |
| Trust Svcs., Gen. | | | | | | | |
| Other Rights Protect. | | | | | | | |
| Real Estate Services | 16.7 | 305.2 | | 26.7 | | 218.8 | 121.0 |
| Real Estate Appraisals | | | | | | | |
| Environ. Qual. Svc. | | | | | | | |
| Other, Trust Services | | | | | | | |
| *TRUST SERVICES* | 16.7 | 305.2 | | 26.7 | | 218.8 | 121.0 |
| Executive Direction | | 153.1 | | | | 113.0 | 107.0 |
| Administrative Svcs. | | 348.5 | | | | 237.2 | 117.6 |
| Safety Management | | | | | | | |
| Common Support Services | | | | | | | |
| *GENERAL ADMINISTRATION* | | 499.6 | | | | 350.2 | 224.6 |
| ** GRAND TOTALS ** | 218.8 | 1,774.8 | 1,923.9 | 571.0 | 980.2 | 2,288.1 | 1,851.7 |

FY 1997 - PRESIDENT'S BUDGET REQUEST - TRIBAL PRIORITY ALLOCATIONS

| ANADARKO PROGRAM TITLE | ANADARKO AREA TOTAL | FIELD OPS | ALABAMA COUSHATTA | HORTON AGENCY | IOWA of KANSAS | KICKAPOO of KANSAS | PRAIRIE POTAWATOMI | SAC & FOX of KANSAS | CONCHO AGENCY | ANADARKO AGENCY | FT. SILL APACHE | WICHTA & AFFIL. TRIBES | CADDO |
|---------------------------------------|---------------------------|----------------|----------------------|------------------|-------------------|-----------------------|-----------------------|------------------------|------------------|--------------------|--------------------|---------------------------|--------------|
| Community Svcs | | | | | | | | | | | | | |
| Aid to Tribal Govt | 834.3 | 35.2 | | 123.5 | 55.9 | | 63.7 | | 55.0 | 89.3 | | | |
| Consol. Tr. Govt Pgm (CTGP) | 2,901.9 | | 668.9 | | | 438.1 | | 82.7 | | | | | |
| Self Governance | | | | | | | | | | | | | |
| New Tribes | | | | | | | | | | | | | |
| Other, Tribal Government | | | | | | | | | | | | | |
| *TRIBAL GOVERNMENT* | 3,736.2 | 35.2 | 668.9 | 123.5 | 55.9 | 438.1 | 63.7 | 82.7 | 55.0 | 89.3 | | | |
| Svcs. to Children, Elderly & Families | 1,912.8 | 285.0 | | 37.5 | | | | | 543.8 | 58.0 | 193.3 | 18.5 | 18.5 |
| Indian Child Welfare Act | 890.6 | | 29.3 | | 29.3 | 44.7 | 44.7 | 0.0 | 83.9 | | 29.3 | 44.5 | 44.7 |
| Other, Human Services | | | | | | | | | | | | | |
| *HUMAN SERVICES* | 2,803.4 | 285.0 | 29.3 | 37.5 | 29.3 | 44.7 | 44.7 | 0.0 | 627.5 | 58.0 | 222.8 | 63.0 | 63.2 |
| Scholarships | 2,427.9 | | | 8.4 | 19.0 | | 144.4 | | 379.3 | 132.5 | | 131.0 | 237.7 |
| Johnson O'Malley | 299.8 | | 15.0 | | 10.5 | | | | 134.0 | | | 8.8 | |
| Adult Education | 596.8 | | | 25.8 | | | 10.1 | | 98.0 | 278.5 | | | |
| Tr. Con. Comm. Colleges | | | | | | | | | | | | | |
| Other, Education | | | | | | | | | | | | | |
| *EDUCATION* | 3,324.5 | | 15.0 | 32.2 | 29.5 | | 154.5 | | 611.3 | 411.0 | | 159.8 | 237.7 |
| Tribal Courts | 512.8 | 172.8 | | | | | 77.9 | | 92.5 | 89.5 | | | |
| Law Enforcement | 1,539.1 | 117.0 | | | | | | | 303.1 | 327.8 | | | |
| Comm. Fire Prot. | 84.9 | | | | | | 84.9 | | | | | | |
| Other, Pub. Safety & Just. | | | | | | | | | | | | | |
| *PUBLIC SAFETY & JUSTICE* | 2,136.8 | 289.8 | | | | | 162.7 | | 395.6 | 417.3 | | | |
| Adult Voc Trng. | 532.3 | | | | | | 17.9 | | 201.2 | 103.7 | | 17.0 | 21.8 |
| Emply. Asst. (D.E.) | 129.6 | | | | | | | | | 59.8 | | 5.9 | 7.5 |
| Economic Development | 206.0 | 123.2 | | 7.8 | | | | | 13.0 | 48.8 | | | |
| Other, Economic Dev. | | | | | | | | | | | | | |
| *COMMUNITY DEVELOPMENT* | 867.9 | 123.2 | | 7.8 | | | 17.9 | | 214.2 | 212.3 | | 22.9 | 29.3 |
| Nat. Resources, Gen. | | | | | | | | | | | | | |
| Agriculture | 1,336.2 | 129.0 | | 88.5 | | | | | 270.2 | 704.7 | | | |
| Agric. Extension | | | | | | | | | | | | | |
| Forestry | | | | | | | | | | | | | |
| Water Resources | | | | | | | | | | | | | |
| Wildlife & Parks | | | | | | | | | | | | | |
| Minerals and Mining | 72.5 | 72.5 | | | | | | | | | | | |
| Other, Resources Mgmt. | | | | | | | | | | | | | |
| *RESOURCES MANAGEMENT* | 1,408.7 | 201.5 | | 88.5 | | | | | 270.2 | 704.7 | | | |
| Trust Svcs., Gen. | | | | | | | | | | | | | |
| Other Rights Protect. | 0.0 | 0.0 | | | | | | | | | | | |
| Real Estate Services | 1,748.9 | | | 231.9 | | | | | 366.2 | 636.1 | | | |
| Real Estate Appraisals | 374.5 | 136.1 | | 20.1 | | | | | 28.0 | 148.8 | | | |
| Environ. Qual. Svc. | 59.7 | 59.7 | | | | | | | | | | | |
| Other, Trust Services | | | | | | | | | | | | | |
| *TRUST SERVICES* | 2,183.1 | 195.8 | | 252.0 | | | | | 394.2 | 784.9 | | | |
| Executive Direction | 727.9 | 58.1 | | 113.7 | | | | | 97.3 | 142.6 | | | |
| Administrative Svcs. | 592.0 | | | 65.5 | | | | | 105.6 | 183.5 | | | |
| Safety Management | | | | | | | | | | | | | |
| Common Support Services | | | | | | | | | | | | | |
| *GENERAL ADMINISTRATION* | 1,319.9 | 58.1 | | 179.2 | | | | | 202.9 | 326.1 | | | |
| ** GRAND TOTAL ** | 17,760.7 | 1,166.7 | 713.2 | 716.7 | 114.7 | 483.8 | 443.5 | 82.7 | 2,770.9 | 3,011.8 | 222.6 | 225.6 | 330.2 |

FY 1997 - PRESIDENT'S BUDGET REQUEST - TRIBAL PRIORITY ALLOCATIONS

| ANADARKO PROGRAM TITLE | DELAWARE of OKLAHOMA | COMANCHE | APACHE | KIOWA | PAWNEE AGENCY | OTOE- MISSOURIA | PAWNEE TRIBE | PONCA of OKLAHOMA | TONKAWA | SHAWNEE AGENCY | CITIZENS BAND POTAWATOMI | IOWA of OKLAHOMA | KICKAPOO of TEXAS |
|--------------------------------------|-------------------------|----------|--------|---------|------------------|--------------------|-----------------|----------------------|---------|-------------------|--------------------------------|---------------------|----------------------|
| Community Svcs | | | | | | | | | | | | | |
| Aid to Tribal Govt | | | | | (0.0) | 83.0 | 109.4 | 103.3 | 106.0 | | | | |
| Consol.Tr.Govt Pgm(CTGP) | | 686.4 | | | | | | | | | | | |
| Self Governance | | | | | | | | | | | 517.8 | 218.0 | 289.2 |
| New Tribes | | | | | | | | | | | | | |
| Other, Tribal Government | | | | | | | | | | | | | |
| *TRIBAL GOVERNMENT* | | 686.4 | | | (0.0) | 83.0 | 109.4 | 103.3 | 106.0 | | 517.8 | 218.0 | 289.2 |
| Svcs.to Children, Elderly & Families | | 129.4 | 25.9 | 309.6 | 172.9 | | | | | | | | |
| Indian Child Welfare Act | 31.0 | 74.8 | 44.5 | 74.5 | | 44.9 | 42.0 | 55.0 | 24.8 | | 39.4 | 81.2 | |
| Other, Human Services | | | | | | | | | | | 74.7 | 29.3 | 44.7 |
| *HUMAN SERVICES* | 31.0 | 204.2 | 70.4 | 384.1 | 172.9 | 44.9 | 42.0 | 55.0 | 24.8 | | 114.1 | 110.5 | 44.7 |
| Scholarships | | | 111.4 | 757.2 | | 123.4 | 174.0 | 148.4 | 63.2 | | | | |
| Johnson O'Malley | | | | 6.6 | | 23.4 | 19.1 | 39.5 | 15.4 | | 17.7 | 10.0 | |
| Adult Education | | 103.4 | 18.6 | | | 6.0 | 18.5 | 39.9 | | | | | |
| Tr.Con.Comm.Colleges | | | | | | | | | | | | | |
| Other, Education | | | | | | | | | | | | | |
| *EDUCATION* | | 103.4 | 128.0 | 763.8 | | 129.4 | 211.6 | 227.8 | 78.6 | | 17.7 | 10.0 | |
| Tribal Courts | | | | | 37.8 | 24.6 | | | | | | | 17.8 |
| Law Enforcement | | 73.8 | | | 41.3 | 137.5 | 135.0 | 198.9 | 112.4 | 18.0 | 78.3 | | |
| Comm.Fire Prot. | | | | | | | | | | | | | |
| Other, Pub. Safety & Just. | | | | | | | | | | | | | |
| *PUBLIC SAFETY & JUSTICE* | | 73.8 | | | 79.1 | 162.1 | 135.0 | 198.9 | 112.4 | 18.0 | 78.3 | | 17.8 |
| Adult Voc Trng. | | | 24.2 | 140.2 | | | | | 6.3 | | | | |
| Employ. Asst.(D.E.) | | | 8.1 | 48.3 | | | | | | | | | |
| Economic Development | | | | | 13.2 | | | | | | | | |
| Other, Economic Dev. | | | | | | | | | | | | | |
| *COMMUNITY DEVELOPMENT* | | | 32.3 | 188.5 | 13.2 | | | | 6.3 | | | | |
| Nat. Resources, Gen. | | | | | | | | | | | | | |
| Agriculture | | | | | 95.2 | | | | | 43.4 | | 7.2 | |
| Agric.Extension | | | | | | | | | | | | | |
| Forestry | | | | | | | | | | | | | |
| Water Resources | | | | | | | | | | | | | |
| Wildlife & Parks | | | | | | | | | | | | | |
| Minerals and Mining | | | | | | | | | | | | | |
| Other, Resources Mgmt. | | | | | | | | | | | | | |
| *RESOURCES MANAGEMENT* | | | | | 95.2 | | | | | 43.4 | | 7.2 | |
| Trust Svcs., Gen. | | | | | | | | | | | | | |
| Other Rights Protect. | | | | | | | | | | | | | |
| Real Estate Services | | | | | 412.8 | | | | | 79.6 | | 22.5 | |
| Real Estate Appraisals | | | | | 33.3 | | | | | 7.9 | | 2.3 | |
| Environ. Qual. Svc. | | | | | | | | | | | | | |
| Other, Trust Services | | | | | | | | | | | | | |
| *TRUST SERVICES* | | | | | 445.9 | | | | | 87.5 | | 24.8 | |
| Executive Direction | | | | | 164.8 | | | | | 151.4 | | | |
| Administrative Svcs. | | | | | 146.7 | | | | | 90.7 | | | |
| Safety Management | | | | | | | | | | | | | |
| Common Support Services | | | | | | | | | | | | | |
| *GENERAL ADMINISTRATION* | | | | | 311.5 | | | | | 242.1 | | | |
| ** GRAND TOTAL ** | 31.0 | 1,067.8 | 230.7 | 1,336.4 | 1,117.9 | 442.8 | 496.0 | 583.0 | 327.9 | 391.1 | 725.7 | 396.3 | 533.9 |

FY 1997 - PRESIDENT'S BUDGET REQUEST - TRIBAL PRIORITY ALLOCATIONS

| BILLINGS PROGRAM TITLE | BILLINGS AREA TOTAL | FIELD OPS | BLACKFEET | CROW | FORT BELKNAP | FORT PECK | NORTHERN CHEYENNE | WIND RIVER | ROCKY BOYS |
|--------------------------------------|---------------------------|----------------|----------------|----------------|-----------------|----------------|----------------------|----------------|---------------|
| Community Svcs | 185.1 | | | | | 185.1 | | | |
| Aid to Tribal Govt | 757.4 | 0.0 | | 67.8 | 508.7 | | 122.8 | 60.1 | |
| Consol.Tr.Govt Pgm(CTGP) | | | | | | | | | |
| Self Governance | | | | | | | | | |
| New Tribes | | | | | | | | | |
| Other, Tribal Government | | | | | | | | | |
| *TRIBAL GOVERNMENT* | 942.5 | 0.0 | | 67.8 | 508.7 | 185.1 | 122.8 | 60.1 | |
| Svcs.to Children, Elderly & Families | 2,646.0 | 227.8 | 348.1 | 398.5 | 217.3 | 636.3 | 356.0 | 462.0 | |
| Indian Child Welfare Act | 487.8 | | 74.9 | 74.9 | 65.0 | 78.4 | 64.7 | 129.9 | |
| Other, Human Services | | | | | | | | | |
| *HUMAN SERVICES* | 3,133.8 | 227.8 | 423.0 | 473.4 | 282.3 | 714.7 | 420.7 | 591.9 | |
| Scholarships | 2,358.1 | | 504.3 | 471.7 | 441.9 | 349.1 | 397.9 | 193.2 | |
| Johnson O'Malley | 862.4 | | 192.1 | 146.4 | 84.3 | 161.5 | 89.4 | 188.7 | |
| Adult Education | 21.9 | | | | | | 21.9 | | |
| Tr.Con.Comm.Colleges | 391.0 | | | | | | 391.0 | | |
| Other, Education | | | | | | | | | |
| *EDUCATION* | 3,633.4 | | 696.4 | 618.1 | 526.2 | 510.6 | 900.2 | 381.9 | |
| Tribal Courts | 1,547.5 | | 619.5 | 213.8 | 158.2 | 204.1 | 251.9 | 100.0 | |
| Law Enforcement | 7,172.4 | | 1,520.0 | 883.2 | 671.0 | 1,665.6 | 1,053.1 | 1,379.3 | |
| Comm.Fire Prot. | 84.6 | | | | 77.0 | | 7.6 | | |
| Other, Pub. Safety & Just. | 406.0 | | | 216.6 | | 150.1 | 39.3 | | |
| *PUBLIC SAFETY & JUSTICE* | 8,210.5 | | 2,139.5 | 1,313.8 | 808.2 | 2,020.0 | 1,351.9 | 1,479.3 | |
| Adult Voc Trng. | 783.5 | | 118.0 | 233.1 | 47.3 | 178.1 | 133.9 | 73.1 | |
| Employ. Asst.(D.E.) | 99.6 | | | 20.0 | | 79.6 | | | |
| Economic Development | 714.5 | 191.8 | 36.1 | 91.2 | 204.4 | 114.1 | 78.9 | | |
| Other, Economic Dev. | | | | | | | | | |
| *COMMUNITY DEVELOPMENT* | 1,597.6 | 191.8 | 154.1 | 344.3 | 251.7 | 371.8 | 210.8 | 73.1 | |
| Nat. Resources, Gen. | 211.5 | | 1.9 | 67.1 | 1.0 | 100.6 | 40.9 | | |
| Agriculture | 2,557.5 | 337.6 | 375.2 | 538.8 | 333.1 | 206.1 | 279.9 | 486.6 | |
| Agric.Extension | 83.9 | | | | 59.0 | | 24.9 | | |
| Forestry | 962.5 | 71.3 | 117.1 | 230.4 | 170.6 | | 302.0 | 71.1 | |
| Water Resources | 802.7 | 186.4 | 302.2 | | 13.1 | 104.6 | 100.9 | 95.5 | |
| Wildlife & Parks | 156.2 | 106.3 | | | | | 49.9 | | |
| Minerals and Mining | | | | | | | | | |
| Other, Resources Mgmt. | | | | | | | | | |
| *RESOURCES MANAGEMENT* | 4,774.3 | 701.8 | 796.4 | 636.3 | 576.8 | 411.3 | 796.8 | 653.2 | |
| Trust Svcs., Gen. | | | | | | | | | |
| Other Rights Protect. | 265.4 | 107.3 | | | | 158.1 | | | |
| Real Estate Services | 2,962.9 | 174.7 | 339.2 | 627.0 | 389.8 | 382.3 | 190.9 | 659.0 | |
| Real Estate Appraisals | 452.4 | 408.7 | | | | | 43.7 | | |
| Environ. Qual. Svc. | 166.3 | 166.3 | | | | | | | |
| Other, Trust Services | | | | | | | | | |
| *TRUST SERVICES* | 3,847.0 | 857.0 | 339.2 | 627.0 | 389.8 | 540.4 | 234.6 | 659.0 | |
| Executive Direction | 767.3 | | 92.0 | 124.2 | 100.3 | 96.8 | 145.8 | 134.1 | 74.1 |
| Administrative Svcs. | 1,126.8 | | 185.1 | 308.6 | 123.8 | 256.3 | 93.6 | 157.2 | |
| Safety Management | | | | | | | | | |
| Common Support Services | 60.0 | 60.0 | | | | | | | |
| *GENERAL ADMINISTRATION* | 1,954.1 | 60.0 | 277.1 | 432.8 | 224.1 | 353.1 | 239.4 | 291.3 | 74.1 |
| ** GRAND TOTALS ** | 29,093.0 | 2,038.4 | 4,825.7 | 4,913.3 | 3,663.8 | 5,109.0 | 4,278.1 | 4,189.6 | 74.1 |

FY 1997 - PRESIDENT'S BUDGET REQUEST - TRIBAL PRIORITY ALLOCATIONS

| JUNEAU PROGRAM TITLE | JUNEAU AREA TOTAL | FIELD OPS | HOONAH | KLUCKWAN | DOUGLAS | ANCHORAGE TOTAL | BETHEL TOTAL | FAIRBANKS TOTAL | NOME TOTAL | SOUTHEAST |
|--------------------------------------|-------------------------|--------------|--------|----------|---------|--------------------|-----------------|--------------------|---------------|-----------|
| Community Svcs | 277.8 | | | | | 277.8 | | | | |
| Aid to Tribal Govt | 3,011.8 | 318.4 | 33.1 | 19.8 | 18.2 | 1,064.5 | 629.4 | 607.2 | 321.4 | |
| Consol.Tr.Govt Pgm(CTGP) | 13.8 | | | | | 13.8 | | | | |
| Self Governance | | | | | | | | | | |
| New Tribes | | | | | | | | | | |
| Other, Tribal Government | | | | | | | | | | |
| *TRIBAL GOVERNMENT* | 3,303.2 | 318.4 | 33.1 | 19.8 | 18.2 | 1,355.9 | 629.4 | 607.2 | 321.4 | |
| Svcs.to Children, Elderly & Families | 2,287.8 | 1,285.1 | 22.9 | 6.1 | 14.2 | 453.2 | 79.1 | 425.3 | 1.7 | |
| Indian Child Welfare Act | 3,274.8 | | 37.2 | 29.2 | 29.2 | 1,612.0 | 791.0 | 386.1 | 390.1 | |
| Other, Human Services | | | | | | | | | | |
| *HUMAN SERVICES* | 5,562.5 | 1,285.1 | 60.1 | 35.3 | 43.4 | 2,065.2 | 670.1 | 611.4 | 391.8 | |
| Scholarships | 1,886.1 | | 25.0 | | | 639.5 | 639.8 | 245.5 | 337.3 | |
| Johnson O'Malley | 1,084.9 | | 24.2 | | 11.0 | 542.0 | 61.9 | 390.4 | | 35.4 |
| Adult Education | 122.1 | 0.1 | 1.8 | 0.5 | 1.0 | 0.3 | 11.0 | 0.8 | 108.6 | |
| Tr.Con.Comm.Colleges | | | | | | | | | | |
| Other, Education | | | | | | | | | | |
| *ANNUAL EDUCATION* | 3,093.1 | 0.1 | 51.0 | 0.5 | 12.0 | 1,180.8 | 732.7 | 636.7 | 445.9 | 35.4 |
| Tribal Courts | 30.9 | | | | | | 30.6 | 0.3 | | |
| Law Enforcement | | | | | | | | | | |
| Comm.Fire Prot. | | | | | | | | | | |
| Other, Pub. Safety & Just | 0.8 | | | | | | | | 0.8 | |
| *PUBLIC SAFETY & JUSTICE* | 31.7 | | | | | | 30.6 | 0.3 | 0.8 | |
| Adult Voc Trng. | 1,807.1 | 275.5 | 58.0 | 9.8 | 20.0 | 628.4 | 152.2 | 252.4 | 210.8 | |
| Employ. Asst.(D.E.) | 155.8 | | | | | 45.4 | 35.8 | 25.8 | 49.0 | |
| Economic Development | 218.7 | 128.8 | 1.7 | 0.5 | 0.9 | 7.8 | 76.7 | 2.3 | | |
| Other, Economic Dev. | | | | | | | | | | |
| *COMMUNITY DEVELOPMENT* | 1,981.8 | 404.3 | 59.7 | 10.3 | 20.9 | 681.6 | 264.5 | 280.5 | 259.8 | |
| Nat. Resources, Gen. | 251.5 | 55.8 | | | | 11.3 | 183.4 | 0.4 | 0.8 | |
| Agriculture | 262.7 | 74.8 | | | | 52.0 | 43.4 | 2.1 | 90.4 | |
| Agrie.Extension | 0.2 | | | | | | | 0.2 | | |
| FORESTRY | 342.2 | 337.8 | 0.8 | 0.3 | | | | 3.5 | | |
| Water Resources | 0.1 | | | | | | | 0.1 | | |
| WILDLIFE & PARKS | 292.9 | 67.0 | | | | 2.9 | | 223.0 | | |
| Minerals and Mining | | | | | | | | | | |
| Other, Resources Mgmt. | | | | | | | | | | |
| *RESOURCES MANAGEMENT* | 1,149.8 | 535.2 | 0.8 | 0.3 | | 66.2 | 226.8 | 226.3 | 91.2 | |
| Trust Svcs., Gen. | 185.8 | 184.1 | | | | | | 1.5 | | |
| Other Rights Protect. | 473.8 | 331.8 | | | | 2.8 | | | 139.0 | |
| Real Estate Services | 1,526.4 | 374.9 | 38.2 | 22.1 | 0.9 | 209.3 | 337.3 | 377.3 | 166.4 | |
| Real Estate Appraisals | 194.4 | 194.4 | | | | | | | | |
| Environ. Qual. Svc. | 99.7 | 98.0 | 1.1 | 0.8 | | | | | | |
| Other, Trust Services | | | | | | | | | | |
| *TRUST SERVICES* | 2,479.8 | 1,183.3 | 39.3 | 22.7 | 0.9 | 212.1 | 337.3 | 378.8 | 305.4 | |
| Executive Direction | 553.6 | 24.3 | | | | 147.9 | 137.7 | 134.5 | 109.1 | |
| Administrative Svcs. | 604.3 | 20.0 | | | | 207.7 | 70.7 | 135.5 | 105.3 | 65.2 |
| Safety Management | | | | | | | | | | |
| Common Support Services | | | | | | | | | | |
| *GENERAL ADMINISTRATION* | 1,157.9 | 44.3 | | | | 355.6 | 208.4 | 270.0 | 214.4 | 65.2 |
| ** GRAND TOTALS ** | 18,759.4 | 3,770.9 | 243.8 | 88.7 | 65.4 | 5,917.4 | 3,299.8 | 3,214.2 | 2,028.8 | 100.8 |

FY 1997 - PRESIDENT'S BUDGET REQUEST - TRIBAL PRIORITY ALLOCATIONS

| ANCHORAGE PROGRAM TITLE | ANCHORAGE TOTALS | ANCHORAGE AGENCY | ALEUTIAN (APIA) | BRISTOL BAY (BBNA) | COOK INLET (CITC) | AKHIOK | AKUTAN | ALEKNAGIK | ATKA IRA VILLAGE COUNCIL | CHIGNIK | CHICKALOON | CHIGNIK LAGOON | CHIGNIK LAKE | CHISTOCHIN |
|--------------------------------------|------------------|------------------|-----------------|--------------------|-------------------|-------------|-------------|-------------|--------------------------|-------------|-------------|----------------|--------------|-------------|
| Community Svcs | 277.6 | 277.6 | | | | | | | | | | | | |
| Aid to Tribal Govt | 1,084.5 | | 15.2 | 24.2 | 38.2 | 38.8 | 32.7 | | 26.8 | | 12.8 | | | 38.7 |
| Consol. Tr. Govt Prgm (CTGP) | 13.8 | 13.8 | | | | | | | | | | | | |
| Self Governance | | | | | | | | | | | | | | |
| New Tribes | | | | | | | | | | | | | | |
| Other, Tribal Government | | | | | | | | | | | | | | |
| *TRIBAL GOVERNMENT* | 1,355.9 | 291.4 | 15.2 | 24.2 | 38.2 | 38.8 | 32.7 | | 26.8 | | 12.8 | | | 38.7 |
| Svcs. to Children, Elderly & Familie | 453.2 | 188.0 | 8.2 | | 150.4 | | | | | | | | | |
| Indian Child Welfare Act | 1,812.0 | | | | 16.7 | 29.3 | | 31.3 | | 31.3 | 29.3 | 31.3 | 31.3 | 29.3 |
| Other, Human Services | | | | | | | | | | | | | | |
| *HUMAN SERVICES* | 2,065.2 | 188.0 | 8.2 | | 167.1 | 29.3 | | 31.3 | | 31.3 | 29.3 | 31.3 | 31.3 | 29.3 |
| Scholarships | 638.5 | | 18.1 | | 296.8 | | | | | | | | | 3.5 |
| Johnson O'Malley | 542.0 | 15.9 | | | 367.5 | | | | | | | | | 2.0 |
| Adult Education | 0.3 | | | | | | | | | | | | | |
| Tr. Con. Comm. Colleges | | | | | | | | | | | | | | |
| Other, Education | | | | | | | | | | | | | | |
| *EDUCATION* | 1,180.8 | 15.9 | 18.1 | | 664.3 | | | | | | | | | 5.5 |
| Tribal Courts | | | | | | | | | | | | | | |
| Law Enforcement | | | | | | | | | | | | | | |
| Comm. Fire Prot. | | | | | | | | | | | | | | |
| Other, Pub. Safety & Just. | | | | | | | | | | | | | | |
| *PUBLIC SAFETY & JUSTICE* | | | | | | | | | | | | | | |
| Adult Voc Trng. | 628.4 | | 47.0 | | 239.7 | | | | | | | | | 5.0 |
| Employ. Asst (D.E.) | 45.4 | | 5.4 | | 11.5 | | | | | | | | | |
| Economic Development | 7.8 | | | | | | | | 1.8 | | | | | |
| Other, Economic Dev. | | | | | | | | | | | | | | |
| *COMMUNITY DEVELOPMENT* | 681.6 | | 52.4 | | 251.2 | | | | 1.8 | | | | | 5.0 |
| Nat. Resources, Gen. | 11.3 | | | | | | | | | | | | | |
| Agriculture | 52.0 | | | | | | | | | | | | | 2.9 |
| Agric. Extension | | | | | | | | | | | | | | |
| Forestry | | | | | | | | | | | | | | |
| Water Resources | | | | | | | | | | | | | | |
| Wildlife & Parks | 2.9 | | | | | | | | | | | | | 1.3 |
| Minerals and Mining | | | | | | | | | | | | | | |
| Other, Resources Mgmt. | | | | | | | | | | | | | | |
| *RESOURCES MANAGEMENT* | 66.2 | | | | | | | | | | | | | 4.2 |
| Trust Svcs., Gen. | | | | | | | | | | | | | | |
| Other Rights Protect. | 2.8 | | | | | | | | | | | | | |
| Real Estate Services | 209.3 | 209.3 | | | | | | | | | | | | |
| Real Estate Appraisals | | | | | | | | | | | | | | |
| Environ. Qual. Svc. | | | | | | | | | | | | | | |
| Other, Trust Services | | | | | | | | | | | | | | |
| *TRUST SERVICES* | 212.1 | 209.3 | | | | | | | | | | | | |
| Executive Direction | 147.9 | 147.9 | | | | | | | | | | | | |
| Administrative Svcs. | 207.7 | 207.7 | | | | | | | | | | | | |
| Safety Management | | | | | | | | | | | | | | |
| Common Support Services | | | | | | | | | | | | | | |
| *GENERAL ADMINISTRATION* | 355.6 | 355.6 | | | | | | | | | | | | |
| ** GRAND TOTALS ** | 5,917.4 | 1,060.2 | 93.9 | 24.2 | 1,120.8 | 67.9 | 32.7 | 31.3 | 26.6 | 31.3 | 42.1 | 31.3 | 31.3 | 60.7 |

FY 1997 - PRESIDENT'S BUDGET REQUEST - TRIBAL PRIORITY ALLOCATIONS

| ANCHORAGE | CHITINA | CLARK'S POINT | COPPER CENTER (KLUTHKAAH) | DILLINGHAM | EGEGIK | EKLUTNA | EKUK | EKWOK | FALSE PASS | GULKANA | IGIUGIG | ILLIAMNA | MANOFF | KARLUK |
|--------------------------------------|-------------|---------------|---------------------------|-------------|-------------|-------------|-------------|-------------|-------------|-------------|-------------|-------------|-------------|--------------|
| PROGRAM TITLE | | | | | | | | | | | | | | |
| Community Svcs | | | | | | | | | | | | | | |
| Aid to Tribal Govt | 11.4 | | 10.8 | | | 48.1 | | | 59.8 | | | 55.2 | | |
| Consol.Tr.Govt Pgm(CTGP) | | | | | | | | | | | | | | 60.7 |
| Self Governance | | | | | | | | | | | | | | |
| New Tribes | | | | | | | | | | | | | | |
| Other, Tribal Government | | | | | | | | | | | | | | |
| *TRIBAL GOVERNMENT* | 11.4 | | 10.8 | | | 48.1 | | | 59.8 | | | 55.2 | | 60.7 |
| Svcs to Children, Elderly & Famile | | | | | | | | | | | | | | |
| Indian Child Welfare Act | 29.3 | 31.3 | 29.3 | 47.4 | 31.3 | 29.3 | 31.3 | 31.3 | 29.3 | 31.3 | 31.3 | 29.3 | 31.3 | 5.9 |
| Other, Human Services | | | | | | | | | | | | | | 29.3 |
| *HUMAN SERVICES* | 29.3 | 31.3 | 29.3 | 47.4 | 31.3 | 29.3 | 31.3 | 31.3 | 29.3 | 31.3 | 31.3 | 29.3 | 31.3 | 35.2 |
| Scholarships | | | | | | | | | | | | | | |
| Johnson O'Malley | | | | | | | | | | | | | | 2.2 |
| Adult Education | | | | | | | | | | | | | | |
| Tr.Con.Comm.Colleges | | | | | | | | | | | | | | |
| Other, Education | | | | | | | | | | | | | | |
| *EDUCATION* | | | | | | | | | | | | | | 2.2 |
| Tribal Courts | | | | | | | | | | | | | | |
| Law Enforcement | | | | | | | | | | | | | | |
| Comm.Fire Prot. | | | | | | | | | | | | | | |
| Other, Pub. Safety & Just. | | | | | | | | | | | | | | |
| *PUBLIC SAFETY & JUSTICE* | | | | | | | | | | | | | | |
| Adult Voc Trng. | | | | | | | | | | | | | | |
| Emply. Asst (D.E.) | | | | | | | | | | | | | | 6.0 |
| Economic Development | | | | | | | | | | | | | | |
| Other, Economic Dev. | | | | | | | | | | | | | | |
| *COMMUNITY DEVELOPMENT* | | | | | | | | | | | | | | 6.0 |
| Nat. Resources, Gen. | | | | | | | | | | | | | | |
| Agriculture | | | | | | | | | | | | | | |
| Agric Extension | | | | | | | | | | | | | | |
| Forestry | | | | | | | | | | | | | | |
| Water Resources | | | | | | | | | | | | | | |
| Wildlife & Parks | | | | | | | | | | | | | | |
| Minerals and Mining | | | | | | | | | | | | | | |
| Other, Resources Mgmt. | | | | | | | | | | | | | | |
| *RESOURCES MANAGEMENT* | | | | | | | | | | | | | | |
| Trust Svcs., Gen. | | | | | | | | | | | | | | |
| Other Rights Protect. | | | | | | | | | | | | | | |
| Real Estate Services | | | | | | | | | | | | | | |
| Real Estate Appraisals | | | | | | | | | | | | | | |
| Environ. Qual. Svc. | | | | | | | | | | | | | | |
| Other, Trust Services | | | | | | | | | | | | | | |
| *TRUST SERVICES* | | | | | | | | | | | | | | |
| Executive Direction | | | | | | | | | | | | | | |
| Administrative Svcs. | | | | | | | | | | | | | | |
| Safety Management | | | | | | | | | | | | | | |
| Common Support Services | | | | | | | | | | | | | | |
| *GENERAL ADMINISTRATION* | | | | | | | | | | | | | | |
| ** GRAND TOTALS ** | 40.7 | 31.3 | 39.9 | 47.4 | 31.3 | 77.4 | 31.3 | 31.3 | 69.1 | 31.3 | 31.3 | 64.5 | 31.3 | 104.1 |

FY 1997 - PRESIDENT'S BUDGET REQUEST - TRIBAL PRIORITY ALLOCATIONS

| ANCHORAGE PROGRAM TITLE | KENAITZE (KENAI INDIAN TRIBE) | KING COVE | KNIK | KOKHANOK | KOLIGANEK | LARSEN BAY | LEVELOCK | MANOKOTAK | MENTASHA | NAKNEK | NELSON LAGOON | STUYAHOK | NEWHALEN | NIKOLSKI |
|--------------------------------------|-------------------------------------|--------------|-------------|-------------|-------------|---------------|-------------|-------------|--------------|-------------|------------------|-------------|-------------|-------------|
| Community Svcs | | | | | | | | | | | | | | |
| Aid to Tribal Govt | 55.4 | 16.3 | 24.5 | | | 34.3 | | | 48.8 | | 38.7 | | 3.9 | 10.8 |
| Consol.Tr.Govt Pgm(CTGP) | | | | | | | | | | | | | | |
| Self Governance | | | | | | | | | | | | | | |
| New Tribes | | | | | | | | | | | | | | |
| Other, Tribal Government | | | | | | | | | | | | | | |
| *TRIBAL GOVERNMENT* | 55.4 | 16.3 | 24.5 | | | 34.3 | | | 48.8 | | 38.7 | | 3.9 | 10.8 |
| Svcs.to Children, Elderly & Familie | 36.5 | | | | | 0.3 | | | | | | | | |
| Indian Child Welfare Act | 44.4 | 29.3 | 29.3 | 31.3 | 31.3 | 29.2 | 31.3 | 31.3 | 29.3 | 31.3 | | 31.3 | 30.7 | |
| Other, Human Services | | | | | | | | | | | | | | |
| *HUMAN SERVICES* | 60.9 | 29.3 | 29.3 | 31.3 | 31.3 | 29.5 | 31.3 | 31.3 | 29.3 | 31.3 | | 31.3 | 30.7 | |
| Scholarships | 44.5 | | | | | 17.5 | | | 10.5 | | | | | |
| Johnson O'Malley | 56.6 | | | | | 3.9 | | | 2.9 | | | | | |
| Adult Education | | | | | | | | | | | | | | |
| Tr.Con.Comm.Colleges | | | | | | | | | | | | | | |
| Other, Education | | | | | | | | | | | | | | |
| *EDUCATION* | 101.1 | | | | | 21.4 | | | 13.4 | | | | | |
| Tribal Courts | | | | | | | | | | | | | | |
| Law Enforcement | | | | | | | | | | | | | | |
| Comm.Fire Prot. | | | | | | | | | | | | | | |
| Other, Pub. Safety & Just. | | | | | | | | | | | | | | |
| *PUBLIC SAFETY & JUSTICE* | | | | | | | | | | | | | | |
| Adult Voc Tmg. | 58.1 | | | | | 10.1 | | | 7.0 | | | | | |
| Emply. Asst.(D.E.) | 14.3 | | | | | | | | | | | | | |
| Economic Development | | | | | | 5.0 | | | | | | | | |
| Other, Economic Dev. | | | | | | | | | | | | | | |
| *COMMUNITY DEVELOPMENT* | 72.4 | | | | | 15.1 | | | 7.0 | | | | | |
| Nat. Resources, Gen. | | | | | | | | | | | | | | |
| Agriculture | 44.0 | | | | | | | | 1.6 | | | | | |
| Agric.Extension | | | | | | | | | | | | | | |
| Forestry | | | | | | | | | | | | | | |
| Water Resources | | | | | | | | | | | | | | |
| Wildlife & Parks | | | | | | | | | 1.6 | | | | | |
| Minerals and Mining | | | | | | | | | | | | | | |
| Other, Resources Mgmt. | | | | | | | | | | | | | | |
| *RESOURCES MANAGEMENT* | 44.0 | | | | | | | | 3.2 | | | | | |
| Trust Svcs., Gen. | | | | | | | | | | | | | | |
| Other Rights Protect. | | | | | | | | | 2.8 | | | | | |
| Real Estate Services | | | | | | | | | | | | | | |
| Real Estate Appraisals | | | | | | | | | | | | | | |
| Environ. Qual. Svc. | | | | | | | | | | | | | | |
| Other, Trust Services | | | | | | | | | | | | | | |
| *TRUST SERVICES* | | | | | | | | | 2.8 | | | | | |
| Executive Direction | | | | | | | | | | | | | | |
| Administrative Svcs. | | | | | | | | | | | | | | |
| Safety Management | | | | | | | | | | | | | | |
| Common Support Services | | | | | | | | | | | | | | |
| *GENERAL ADMINISTRATION* | | | | | | | | | | | | | | |
| **GRAND TOTALS** | 353.8 | 45.6 | 53.6 | 31.3 | 31.3 | 100.3 | 31.3 | 31.3 | 104.5 | 31.3 | 38.7 | 31.3 | 34.6 | 10.8 |

FY 1997 - PRESIDENT'S BUDGET REQUEST - TRIBAL PRIORITY ALLOCATIONS

| ANCHORAGE PROGRAM TITLE | NINILCHIK | OLD HARBOR | OUZINKIE | PEDRO BAY | PERRYVILLE | PILOT POINT | PORT HIEDEN | PORT LYONS | PORTAGE CREEK | SALAMATOFF | SAND POINT | SOUTH NAKNEK | NONDALTON | ST. GEORGE ISLAND |
|--------------------------------------|-------------|---------------|--------------|--------------|-------------|----------------|----------------|---------------|------------------|-------------|---------------|-----------------|-------------|----------------------|
| Community Svcs | | | | | | | | | | | | | | |
| Aid to Tribal Govt. | 12.3 | 18.3 | 18.8 | 37.6 | | | | 21.5 | | 25.1 | | | 15.2 | 11.7 |
| Consol.Tr.Govt Pgm(CTGP) | | | | | | | | | | | | | | |
| Self Governance | | | | | | | | | | | | | | |
| New Tribes | | | | | | | | | | | | | | |
| Other, Tribal Government | | | | | | | | | | | | | | |
| *TRIBAL GOVERNMENT* | 12.3 | 18.3 | 18.8 | 37.6 | | | | 21.5 | | 25.1 | | | 15.2 | 11.7 |
| Svcs.to Children, Elderly & Familie | 5.3 | | 6.9 | | | | | | | | | | | 0.6 |
| Indian Child Welfare Act | 29.3 | 29.3 | 29.2 | 29.3 | 31.3 | 31.3 | 31.3 | 29.3 | 31.3 | 29.3 | 31.3 | 31.3 | 29.3 | |
| Other, Human Services | | | | | | | | | | | | | | |
| *HUMAN SERVICES* | 34.6 | 29.3 | 36.1 | 29.3 | 31.3 | 31.3 | 31.3 | 29.3 | 31.3 | 29.3 | 31.3 | 31.3 | 29.3 | |
| Scholarships | 8.6 | | 30.2 | | | | | | | | | | | |
| Johnson O'Malley | 7.4 | | | | | | | | | | | | | |
| Adult Education | | | | | | | | | | | | | | 0.2 |
| Tr.Con.Comm.Colleges | | | | | | | | | | | | | | |
| Other, Education | | | | | | | | | | | | | | |
| *EDUCATION* | 18.0 | | 30.2 | | | | | | | | | | | 0.2 |
| Tribal Courts | | | | | | | | | | | | | | |
| Law Enforcement | | | | | | | | | | | | | | |
| Comm.Fire Prot. | | | | | | | | | | | | | | |
| Other, Pub. Safety & Just. | | | | | | | | | | | | | | |
| *PUBLIC SAFETY & JUSTICE* | | | | | | | | | | | | | | |
| Adult Voc Trng. | 7.0 | | 23.4 | | | | | | | | | | | 9.0 |
| Employ. Asst.(D.E.) | | | | | | | | | | | | | | 0.4 |
| Economic Development | | | | | | | | | | | | | | 0.5 |
| Other, Economic Dev. | | | | | | | | | | | | | | |
| *COMMUNITY DEVELOPMENT* | 7.0 | | 23.4 | | | | | | | | | | | 9.9 |
| Nat. Resources, Gen. | | | | | | | | | | | | | | 2.2 |
| Agriculture | 3.5 | | | | | | | | | | | | | |
| Agrie.Extension | | | | | | | | | | | | | | |
| Forestry | | | | | | | | | | | | | | |
| Water Resources | | | | | | | | | | | | | | |
| Wildlife & Parks | | | | | | | | | | | | | | |
| Minerals and Mining | | | | | | | | | | | | | | |
| Other, Resources Mgmt. | | | | | | | | | | | | | | |
| *RESOURCES MANAGEMENT* | 3.5 | | | | | | | | | | | | | 2.2 |
| Trust Svcs., Gen. | | | | | | | | | | | | | | |
| Other Rights Protect. | | | | | | | | | | | | | | |
| Real Estate Services | | | | | | | | | | | | | | |
| Real Estate Appraisals | | | | | | | | | | | | | | |
| Environ. Qual. Svc. | | | | | | | | | | | | | | |
| Other, Trust Services | | | | | | | | | | | | | | |
| *TRUST SERVICES* | | | | | | | | | | | | | | |
| Executive Direction | | | | | | | | | | | | | | |
| Administrative Svcs. | | | | | | | | | | | | | | |
| Safety Management | | | | | | | | | | | | | | |
| Common Support Services | | | | | | | | | | | | | | |
| *GENERAL ADMINISTRATION* | | | | | | | | | | | | | | |
| ** GRAND TOTALS ** | 73.4 | 47.6 | 109.5 | 66.9 | 31.3 | 31.3 | 31.3 | 50.8 | 31.3 | 54.4 | 31.3 | 31.3 | 57.4 | 11.7 |

FY 1997 - PRESIDENT'S BUDGET REQUEST - TRIBAL PRIORITY ALLOCATIONS

| ANCHORAGE | SELDOVA | TOGIAK | TWIN HILLS | TYONEK | IGASHIK | UNALASKA | UNGA | KODIAK TRIBAL COUNCIL | ODIAK AREA NATIVE ASSOC. | VALDEZ |
|-------------------------------------|---------|--------|------------|--------|---------|----------|------|-----------------------|--------------------------|--------|
| PROGRAM TITLE | | | | | | | | | | |
| Community Svcs | | | | | | | | | | |
| Aid to Tribal Govt | 40.9 | | 55.9 | 7.8 | | 14.4 | 32.7 | 24.7 | 15.2 | 8.9 |
| Consol. Tr. Govt Pgm(CTGP) | | | | | | | | | | |
| Self Governance | | | | | | | | | | |
| New Tribes | | | | | | | | | | |
| Other, Tribal Government | | | | | | | | | | |
| *TRIBAL GOVERNMENT* | 40.9 | | 55.9 | 7.8 | | 14.4 | 32.7 | 24.7 | 15.2 | 8.9 |
| Svcs.to Children, Elderly & Famille | | | 0.2 | 11.1 | | 6.0 | | 20.6 | 9.6 | 3.6 |
| Indian Child Welfare Act | 29.3 | 47.8 | 29.3 | 29.2 | 31.3 | | | | | |
| Other, Human Services | | | | | | | | | | |
| *HUMAN SERVICES* | 29.3 | 47.8 | 29.5 | 40.3 | 31.3 | 6.0 | | 20.6 | 9.6 | 3.6 |
| Scholarships | | | | 11.0 | | 4.5 | | 110.0 | 75.5 | 5.6 |
| Johnson O'Malley | 3.7 | | | | | 9.0 | | | 62.5 | 10.6 |
| Adult Education | | | 0.1 | | | | | | | |
| Tr. Con. Comm. Colleges | | | | | | | | | | |
| Other, Education | | | | | | | | | | |
| *EDUCATION* | 3.7 | | 0.1 | 11.0 | | 13.5 | | 110.0 | 138.0 | 16.2 |
| Tribal Courts | | | | | | | | | | |
| Law Enforcement | | | | | | | | | | |
| Comm. Fire Prot. | | | | | | | | | | |
| Other, Pub. Safety & Just. | | | | | | | | | | |
| *PUBLIC SAFETY & JUSTICE* | | | | | | | | | | |
| Adult Voc Trng. | | | 3.4 | 61.8 | | 22.5 | | 73.3 | 44.9 | 10.2 |
| Emply. Asst.(D.E.) | | | 0.2 | 6.0 | | 2.6 | | 5.0 | | |
| Economic Development | | | 0.5 | | | | | | | |
| Other, Economic Dev. | | | | | | | | | | |
| *COMMUNITY DEVELOPMENT* | | | 4.1 | 67.8 | | 25.1 | | 78.3 | 44.9 | 10.2 |
| Nat. Resources, Gen. | | | 2.2 | | | | | | | 6.9 |
| Agriculture | | | | | | | | | | |
| Agric. Extension | | | | | | | | | | |
| Forestry | | | | | | | | | | |
| Water Resources | | | | | | | | | | |
| Wildlife & Parks | | | | | | | | | | |
| Minerals and Mining | | | | | | | | | | |
| Other, Resources Mgmt. | | | | | | | | | | |
| *RESOURCES MANAGEMENT* | | | 2.2 | | | | | | | 6.9 |
| Trust Svcs., Gen. | | | | | | | | | | |
| Other Rights Protect. | | | | | | | | | | |
| Real Estate Services | | | | | | | | | | |
| Real Estate Appraisals | | | | | | | | | | |
| Environ. Qual. Svc. | | | | | | | | | | |
| Other, Trust Services | | | | | | | | | | |
| *TRUST SERVICES* | | | | | | | | | | |
| Executive Direction | | | | | | | | | | |
| Administrative Svcs. | | | | | | | | | | |
| Safety Management | | | | | | | | | | |
| Common Support Services | | | | | | | | | | |
| *GENERAL ADMINISTRATION* | | | | | | | | | | |
| ** GRAND TOTALS ** | 73.9 | 47.6 | 91.8 | 126.7 | 31.3 | 59.0 | 32.7 | 233.6 | 207.7 | 45.8 |

FY 1997 - PRESIDENT'S BUDGET REQUEST - TRIBAL PRIORITY ALLOCATIONS

| BETHEL | | | | | | | | | | | | | |
|--------------------------------------|--------------|---------------|----------|------------|------------|-----------|--------|-------|--------------|------------|------------|--------|----------|
| PROGRAM TITLE | BETHEL TOTAL | BETHEL AGENCY | ALAKANUK | ANDREAFSKY | ATMAUTLUAK | CHEFORNAK | CHEVAK | EEK | GOODNEWS BAY | HOOPER BAY | KONGIGANAK | KOTLIK | MARSHALL |
| Community Svcs | | | | | | | | | | | | | |
| Aid to Tribal Govt | 629.4 | | | 25.0 | 15.4 | 11.8 | | | | | | | |
| Consol.Tr.Govt Pgm(CTGP) | | | | | | | | | | | | | 10.3 |
| Self Governance | | | | | | | | | | | | | |
| New Tribes | | | | | | | | | | | | | |
| Other, Tribal Government | | | | | | | | | | | | | |
| *TRIBAL GOVERNMENT* | 629.4 | | | 25.0 | 15.4 | 11.8 | | | | | | | 10.3 |
| Svcs.to Children, Elderly & Families | 79.1 | | | 0.7 | 1.8 | 3.3 | | | | | | | |
| Indian Child Welfare Act | 791.0 | | | 29.3 | 29.3 | 32.3 | | | | | | | 2.1 |
| Other, Human Services | | | | | | | | | | | | | 29.3 |
| *HUMAN SERVICES* | 870.1 | | | 30.0 | 31.1 | 35.6 | | | | | | | 31.4 |
| Scholarships | 639.8 | | 0.0 | 5.4 | 16.7 | 18.9 | 0.0 | 0.0 | 0.0 | 0.0 | | 0.0 | 14.5 |
| Johnson O'Malley | 81.9 | | | | | | | | | | | | |
| Adult Education | 11.0 | | | 0.1 | 0.3 | 0.4 | | | | | | | 0.3 |
| Tr.Con.Comm.Colleges | | | | | | | | | | | | | |
| Other, Education | | | | | | | | | | | | | |
| *EDUCATION* | 732.7 | | 0.0 | 5.5 | 17.0 | 19.3 | 0.0 | 0.0 | 0.0 | 0.0 | | 0.0 | 14.8 |
| Tribal Courts | 30.6 | | | 0.3 | 0.6 | 1.2 | | | | | | | |
| Law Enforcement | | | | | | | | | | | | | 0.9 |
| Comm.Fire Prot. | | | | | | | | | | | | | |
| Other, Pub. Safety & Just. | | | | | | | | | | | | | |
| *PUBLIC SAFETY & JUSTICE* | 30.6 | | | 0.3 | 0.6 | 1.2 | | | | | | | 0.9 |
| Adult Voc Trng. | 152.2 | | 0.0 | 1.6 | 3.8 | 5.5 | 0.0 | (0.0) | (0.0) | 0.0 | (0.0) | 0.0 | 4.3 |
| Employ. Asst.(D.E.) | 35.6 | | | 0.3 | 0.9 | 1.3 | | | | | | | 1.0 |
| Economic Development | 76.7 | | | 0.7 | 1.7 | 2.4 | | | | | | | 7.3 |
| Other, Economic Dev. | | | | | | | | | | | | | |
| *COMMUNITY DEVELOPMENT* | 264.5 | | 0.0 | 2.6 | 6.4 | 9.2 | 0.0 | (0.0) | (0.0) | 0.0 | (0.0) | 0.0 | 12.6 |
| Nat. Resources, Gen. | 183.4 | | | 1.6 | 3.9 | 5.6 | | | | | | | 4.3 |
| Agriculture | 43.4 | | | 0.5 | 1.1 | 1.6 | | | | | | | 1.2 |
| Agric.Extension | | | | | | | | | | | | | |
| Forestry | | | | | | | | | | | | | |
| Water Resources | | | | | | | | | | | | | |
| Wildlife & Parks | | | | | | | | | | | | | |
| Minerals and Mining | | | | | | | | | | | | | |
| Other, Resources Mgmt. | | | | | | | | | | | | | |
| *RESOURCES MANAGEMENT* | 226.8 | | | 2.1 | 5.0 | 7.2 | | | | | | | 5.5 |
| Trust Svcs., Gen. | | | | | | | | | | | | | |
| Other Rights Protect. | | | | | | | | | | | | | |
| Real Estate Services | 337.3 | | | 3.5 | 6.8 | 12.4 | | | | | | | 9.6 |
| Real Estate Appraisals | | | | | | | | | | | | | |
| Environ. Qual. Svc. | | | | | | | | | | | | | |
| Other, Trust Services | | | | | | | | | | | | | |
| *TRUST SERVICES* | 337.3 | | | 3.5 | 6.8 | 12.4 | | | | | | | 9.6 |
| Executive Direction | 137.7 | 137.7 | | | | | | | | | | | |
| Administrative Svcs. | 70.7 | 70.7 | | | | | | | | | | | |
| Safety Management | | | | | | | | | | | | | |
| Common Support Services | | | | | | | | | | | | | |
| *GENERAL ADMINISTRATION* | 208.4 | 208.4 | | | | | | | | | | | |
| ** GRAND TOTALS ** | 3,299.6 | 208.4 | 0.0 | 69.0 | 64.3 | 66.7 | 0.0 | 0.0 | (0.0) | 0.0 | (0.0) | 0.0 | 85.1 |

FY 1997 - PRESIDENT'S BUDGET REQUEST - TRIBAL PRIORITY ALLOCATIONS

| BETHEL | MOUNTAIN VILLAGE (KUIGPAGMUIT) | NAPAKIAK | NAPASKIAK | NIGHTMUTE | NUNAPITCHUK | OSCARVILLE | PILOT STATION | PITKA'S POINT | PLATINUM | KWINHAGAK | SCAMMON BAY | SHELDON'S POINT | ST. MARY'S (ALQACIQ) |
|--------------------------------------|--------------------------------|----------|-----------|-----------|-------------|------------|---------------|---------------|----------|-----------|-------------|-----------------|----------------------|
| Community Svcs | | | | | | | | | | | | | |
| Aid to Tribal Govt | 27.3 | | | 37.5 | | | | | 56.3 | 14.7 | | | |
| Consol.Tr.Govt Pgm(CTGP) | | | | | | | | | | | | | |
| Self Governance | | | | | | | | | | | | | |
| New Tribes | | | | | | | | | | | | | |
| Other, Tribal Government | | | | | | | | | | | | | |
| *TRIBAL GOVERNMENT* | 27.3 | | | 37.5 | | | | | 56.3 | 14.7 | | | |
| Svcs.to Children, Elderly & Families | 4.2 | | | 1.2 | | | | | 0.5 | 3.8 | | | |
| Indian Child Welfare Act | 37.5 | | | 29.3 | | | | | 29.3 | 29.3 | | | |
| Other, Human Services | | | | | | | | | | | | | |
| *HUMAN SERVICES* | 41.7 | | | 30.5 | | | | | 29.8 | 33.1 | | | |
| Scholarships | 48.5 | 0.0 | 0.0 | 8.8 | | 0.0 | 0.0 | (0.0) | 3.8 | 33.9 | | | |
| Johnson O'Malley | | | | | | | | | | 16.1 | | | |
| Adult Education | 0.6 | | | 0.2 | | | | | 0.1 | 0.8 | | | |
| Tr.Con.Comm.Colleges | | | | | | | | | | | | | |
| Other, Education | | | | | | | | | | | | | |
| *EDUCATION* | 47.1 | 0.0 | 0.0 | 9.0 | | 0.0 | 0.0 | (0.0) | 3.7 | 50.8 | | | |
| Tribal Courts | 1.8 | | | 0.5 | | | | | 0.2 | 1.8 | | | |
| Law Enforcement | | | | | | | | | | | | | |
| Comm.Fire Prot. | | | | | | | | | | | | | |
| Other, Pub. Safety & Just. | | | | | | | | | | | | | |
| *PUBLIC SAFETY & JUSTICE* | 1.8 | | | 0.5 | | | | | 0.2 | 1.8 | | | |
| Adult Voc Trng. | 11.2 | 0.0 | (0.0) | 2.8 | | 0.0 | 0.0 | | 1.0 | 8.0 | 0.0 | | |
| Employ. Asst.(D.E.) | 2.1 | | | 0.8 | | | | | 0.3 | 1.9 | | | |
| Economic Development | 3.8 | | | 1.1 | | | | | 0.5 | 3.5 | | | |
| Other, Economic Dev. | | | | | | | | | | | | | |
| *COMMUNITY DEVELOPMENT* | 17.1 | 0.0 | (0.0) | 4.3 | | 0.0 | 0.0 | | 1.8 | 13.4 | 0.0 | | |
| Nat. Resources, Gen. | 9.8 | | | 2.8 | | | | | 1.1 | 8.0 | | | |
| Agriculture | 2.5 | | | 0.8 | | | | | 0.3 | 2.3 | | | |
| Agric.Extension | | | | | | | | | | | | | |
| Forestry | | | | | | | | | | | | | |
| Water Resources | | | | | | | | | | | | | |
| Wildlife & Parks | | | | | | | | | | | | | |
| Minerals and Mining | | | | | | | | | | | | | |
| Other, Resources Mgmt. | | | | | | | | | | | | | |
| *RESOURCES MANAGEMENT* | 12.1 | | | 3.4 | | | | | 1.4 | 10.3 | | | |
| Trust Svcs., Gen. | | | | | | | | | | | | | |
| Other Rights Protect. | | | | | | | | | | | | | |
| Real Estate Services | 22.5 | | | 5.8 | | | | | 2.3 | 17.8 | | | |
| Real Estate Appraisals | | | | | | | | | | | | | |
| Environ. Qual. Svc. | | | | | | | | | | | | | |
| Other, Trust Services | | | | | | | | | | | | | |
| *TRUST SERVICES* | 22.5 | | | 5.8 | | | | | 2.3 | 17.8 | | | |
| Executive Direction | | | | | | | | | | | | | |
| Administrative Svcs. | | | | | | | | | | | | | |
| Safety Management | | | | | | | | | | | | | |
| Common Support Services | | | | | | | | | | | | | |
| *GENERAL ADMINISTRATION* | | | | | | | | | | | | | |
| ** GRAND TOTALS ** | 169.6 | 0.0 | 0.0 | 91.0 | | 0.0 | 0.0 | (0.0) | 95.5 | 141.5 | 0.0 | | |

FY 1997 - PRESIDENT'S BUDGET REQUEST - TRIBAL PRIORITY ALLOCATIONS

| BETHEL | TOKSOOK BAY | TULUKSAK | TUNTUTULIAK | TUNUNAK | RUSSON MISSION | LOWER KALSKAG | UPPER KALSKAG | ANIAK | CHUATHBALU | NAPAMUTE | CROOKED CREEK | RED DEVIL | SLEETMUTE |
|--------------------------------------|-------------|----------|-------------|---------|----------------|---------------|---------------|-------|------------|----------|---------------|-----------|-----------|
| Community Svcs | | | | | | | | | | | | | |
| Aid to Tribal Govt | 19.4 | | | 11.5 | 18.5 | 9.9 | 38.2 | 12.3 | 48.9 | 0.1 | | | |
| Consol.Tr.Govt Pgm(CTGP) | | | | | | | | | | | | | |
| Self Governance | | | | | | | | | | | | | |
| New Tribes | | | | | | | | | | | | | |
| Other, Tribal Government | | | | | | | | | | | | | |
| *TRIBAL GOVERNMENT* | 19.4 | | | 11.5 | 18.5 | 9.9 | 38.2 | 12.3 | 48.9 | 0.1 | | | |
| Svcs.to Children, Elderly & Families | 3.4 | | | | 2.5 | 2.3 | 1.2 | 3.1 | 0.7 | | | | |
| Indian Child Welfare Act | 29.3 | | | | 31.0 | 29.3 | 29.3 | 29.3 | 29.3 | 31.3 | | | |
| Other, Human Services | | | | | | | | | | | | | |
| *HUMAN SERVICES* | 32.7 | | | | 33.5 | 31.6 | 30.5 | 32.4 | 30.0 | 31.3 | | | |
| Scholarships | 24.2 | | | (0.0) | 14.0 | 20.8 | 8.4 | 27.8 | 6.8 | 0.2 | | (0.0) | 0.0 |
| Johnson O'Malley | 17.8 | | | | | | | | 48.0 | | | | |
| Adult Education | 0.5 | | | | 0.3 | 0.3 | 0.2 | 0.5 | 0.1 | | | | |
| Tr.Con.Comm Colleges | | | | | | | | | | | | | |
| Other, Education | | | | | | | | | | | | | |
| *EDUCATION* | 42.5 | | | (0.0) | 14.3 | 20.9 | 8.8 | 28.1 | 54.7 | 0.2 | | (0.0) | 0.0 |
| Tribal Courts | 1.4 | | | | 0.8 | 1.0 | 0.5 | 1.3 | 0.3 | | | | |
| Law Enforcement | | | | | | | | | | | | | |
| Comm.Fire Prot. | | | | | | | | | | | | | |
| Other, Pub. Safety & Just. | | | | | | | | | | | | | |
| *PUBLIC SAFETY & JUSTICE* | 1.4 | | | | 0.8 | 1.0 | 0.5 | 1.3 | 0.3 | | | | |
| Adult Voc Trng. | 7.1 | | | | 4.1 | 4.8 | 2.5 | 8.4 | 1.5 | 0.1 | (0.0) | | 0.0 |
| Employ. Asst.(D.E.) | 1.7 | | | | 1.0 | 1.2 | 0.8 | 1.5 | 0.4 | | | | |
| Economic Development | 3.1 | | | | 1.8 | 2.1 | 1.1 | 2.9 | 0.7 | | | | |
| Other, Economic Dev. | | | | | | | | | | | | | |
| *COMMUNITY DEVELOPMENT* | 11.9 | | | | 6.9 | 8.1 | 4.2 | 10.8 | 2.6 | 0.1 | (0.0) | | 0.0 |
| Nat. Resources, Gen. | 7.2 | | | 5.4 | 4.2 | 4.9 | 2.5 | 6.5 | 1.8 | | | | |
| Agriculture | 2.1 | | | | 1.2 | 1.4 | 0.7 | 1.9 | 0.5 | | | | |
| Agric.Extension | | | | | | | | | | | | | |
| Forestry | | | | | | | | | | | | | |
| Water Resources | | | | | | | | | | | | | |
| Wildlife & Parks | | | | | | | | | | | | | |
| Minerals and Mining | | | | | | | | | | | | | |
| Other, Resources Mgmt. | | | | | | | | | | | | | |
| *RESOURCES MANAGEMENT* | 8.3 | | | 5.4 | 5.4 | 6.3 | 3.2 | 8.4 | 2.1 | | | | |
| Trust Svcs., Gen. | | | | | | | | | | | | | |
| Other Rights Protect. | | | | | | | | | | | | | |
| Real Estate Services | 15.9 | | | | 9.3 | 10.9 | 5.5 | 14.5 | 3.4 | 0.1 | | | |
| Real Estate Appraisals | | | | | | | | | | | | | |
| Environ. Qual. Svc. | | | | | | | | | | | | | |
| Other, Trust Services | | | | | | | | | | | | | |
| *TRUST SERVICES* | 15.9 | | | | 9.3 | 10.9 | 5.5 | 14.5 | 3.4 | 0.1 | | | |
| Executive Direction | | | | | | | | | | | | | |
| Administrative Svcs. | | | | | | | | | | | | | |
| Safety Management | | | | | | | | | | | | | |
| Common Support Services | | | | | | | | | | | | | |
| *GENERAL ADMINISTRATION* | | | | | | | | | | | | | |
| ** GRAND TOTALS ** | 133.1 | | | 16.9 | 86.7 | 88.7 | 90.7 | 107.8 | 142.0 | 31.8 | (0.0) | (0.0) | 0.0 |

FY 1997 - PRESIDENT'S BUDGET REQUEST - TRIBAL PRIORITY ALLOCATIONS

| BETHEL | STONEY RIVER | LIME VILLAGE | KWETHLUK IRA | DRUTSARAMU | EMMONAK | BILL MOORE'S SLOUGH | MEKORYUK | KIPNUK | AKIAK | AKIACHAK | KASIGLUK | KWIGILLINGUK | NEWTOK |
|--------------------------------------|--------------|--------------|--------------|------------|---------|---------------------|----------|--------|-------|----------|----------|--------------|--------|
| Community Svcs | | | | | | | | | | | | | |
| Aid to Tribal Govt | | 33.8 | 20.3 | 78.5 | 35.4 | | 24.4 | 16.0 | 8.3 | 13.2 | 11.9 | 8.0 | 24.5 |
| Consol.Tr.Govt Pgm(CTGP) | | | | | | | | | | | | | |
| Self Governance | | | | | | | | | | | | | |
| New Tribes | | | | | | | | | | | | | |
| Other, Tribal Government | | | | | | | | | | | | | |
| *TRIBAL GOVERNMENT* | | 33.8 | 20.3 | 78.5 | 35.4 | | 24.4 | 16.0 | 8.3 | 13.2 | 11.9 | 8.0 | 24.5 |
| Svcs.to Children, Elderly & Families | | 0.4 | 4.0 | 22.0 | | | 1.6 | 3.7 | 2.0 | 3.4 | 3.0 | 6.8 | 1.8 |
| Indian Child Welfare Act | | 29.3 | | 64.7 | 37.5 | | 29.2 | 29.1 | 29.2 | 29.2 | 29.2 | 29.4 | 29.2 |
| Other, Human Services | | | | | | | | | | | | | |
| *HUMAN SERVICES* | | 29.7 | 4.0 | 86.7 | 37.5 | | 30.8 | 32.8 | 31.2 | 32.8 | 32.2 | 36.0 | 30.8 |
| Scholarships | 0.0 | 3.1 | 28.3 | 189.7 | 29.8 | 0.0 | 16.8 | 31.4 | 19.7 | 30.0 | 26.8 | 0.0 | 14.5 |
| Johnson O'Malley | | | | | | | | | | | | | |
| Adult Education | | 0.1 | 0.6 | 3.4 | | | 0.2 | 0.5 | 0.3 | 0.5 | 0.4 | 0.3 | 0.2 |
| Tr.Con.Comm.Colleges | | | | | | | | | | | | | |
| Other, Education | | | | | | | | | | | | | |
| *EDUCATION* | 0.0 | 3.2 | 28.9 | 193.1 | 29.8 | 0.0 | 17.0 | 31.9 | 20.0 | 30.5 | 27.0 | 0.3 | 14.7 |
| Tribal Courts | | 0.1 | 1.7 | 8.8 | | | 0.8 | 1.8 | 0.9 | 1.4 | 1.3 | 0.9 | 0.7 |
| Law Enforcement | | | | | | | | | | | | | |
| Comm.Fire Prot. | | | | | | | | | | | | | |
| Other, Pub. Safety & Just. | | | | | | | | | | | | | |
| *PUBLIC SAFETY & JUSTICE* | | 0.1 | 1.7 | 8.8 | | | 0.8 | 1.8 | 0.9 | 1.4 | 1.3 | 0.9 | 0.7 |
| Adult Voc Trng. | 0.0 | 0.7 | 8.3 | 48.8 | | | 3.2 | 7.8 | 4.3 | 7.0 | 6.2 | | 3.4 |
| Employ. Asst.(D.E.) | | 0.2 | 2.0 | 10.9 | | | 0.8 | 1.9 | 1.0 | 1.7 | 1.5 | | 0.8 |
| Economic Development | | 0.3 | 3.6 | 20.3 | 3.8 | | 1.4 | 3.4 | 1.9 | 3.1 | 2.7 | 2.0 | 1.5 |
| Other, Economic Dev. | | | | | | | | | | | | | |
| *COMMUNITY DEVELOPMENT* | 0.0 | 1.2 | 13.9 | 78.0 | 3.8 | | 5.4 | 13.1 | 7.2 | 11.8 | 10.4 | 2.0 | 5.7 |
| Nat. Resources, Gen. | | 0.7 | 8.3 | 48.6 | 22.0 | | 3.3 | 7.8 | 4.3 | 7.1 | 6.3 | 4.5 | 3.5 |
| Agriculture | | 0.2 | 2.4 | 13.4 | | | 1.0 | 2.3 | 1.2 | 2.0 | 1.8 | | 1.0 |
| Agric.Extension | | | | | | | | | | | | | |
| Forestry | | | | | | | | | | | | | |
| Water Resources | | | | | | | | | | | | | |
| Wildlife & Parks | | | | | | | | | | | | | |
| Minerals and Mining | | | | | | | | | | | | | |
| Other, Resources Mgmt. | | | | | | | | | | | | | |
| *RESOURCES MANAGEMENT* | | 0.9 | 10.7 | 60.0 | 22.0 | | 4.3 | 10.1 | 5.5 | 9.1 | 8.1 | 4.5 | 4.5 |
| Trust Svcs., Gen. | | | | | | | | | | | | | |
| Other Rights Protect. | | | | | | | | | | | | | |
| Real Estate Services | | 1.7 | 18.6 | 103.1 | | | 7.3 | 17.4 | 9.6 | 15.8 | 14.0 | | 7.7 |
| Real Estate Appraisals | | | | | | | | | | | | | |
| Environ. Qual. Svc. | | | | | | | | | | | | | |
| Other, Trust Services | | | | | | | | | | | | | |
| *TRUST SERVICES* | | 1.7 | 18.6 | 103.1 | | | 7.3 | 17.4 | 9.6 | 15.8 | 14.0 | | 7.7 |
| Executive Direction | | | | | | | | | | | | | |
| Administrative Svcs. | | | | | | | | | | | | | |
| Safety Management | | | | | | | | | | | | | |
| Common Support Services | | | | | | | | | | | | | |
| *GENERAL ADMINISTRATION* | | | | | | | | | | | | | |
| ** GRAND TOTALS ** | 0.0 | 70.6 | 66.1 | 608.2 | 126.5 | 0.0 | 89.6 | 122.9 | 62.7 | 114.4 | 104.9 | 51.7 | 66.8 |

FY 1997 - PRESIDENT'S BUDGET REQUEST - TRIBAL PRIORITY ALLOCATIONS

| FAIRBANKS PROGRAM TITLE | FAIRBANKS TOTAL | FAIRBANKS AGENCY | VENETIE | VILLAGE OF BARROW | SLOPE (ASNA) | VILLAGE OF PT. HOPE | NORTHWAY | STEVENS VILLAGE | ANAKTUVUK PASS | ARTIC VILLAGE | ATQUSUK VILLAGE | KAKTOVIK VILLAGE | NUQSUT VILLAGE |
|--------------------------------------|--------------------|---------------------|--------------|----------------------|-----------------|------------------------|--------------|--------------------|-------------------|------------------|--------------------|---------------------|-------------------|
| Community Svcs | | | | | | | | | | | | | |
| Aid to Tribal Govt | 607.2 | 128.0 | 35.0 | 142.8 | 124.3 | 41.5 | 18.8 | 11.1 | | 39.4 | | | |
| Consol.Tr.Govt Pgm(CTGP) | | | | | | | | | | | | | |
| Self Governance | | | | | | | | | | | | | |
| New Tribes | | | | | | | | | | | | | |
| Other, Tribal Government | | | | | | | | | | | | | |
| *TRIBAL GOVERNMENT* | 607.2 | 128.0 | 35.0 | 142.8 | 124.3 | 41.5 | 18.8 | 11.1 | | 39.4 | | | |
| Svcs.to Children, Elderly & Familie | 425.3 | 283.7 | | 64.8 | 60.1 | 14.8 | 2.1 | | | | | | |
| Indian Child Welfare Act | 386.1 | | 29.2 | 45.8 | | 37.3 | 29.2 | | 31.3 | 29.3 | 31.3 | 31.3 | 31.3 |
| Other, Human Services | | | | | | | | | | | | | |
| *HUMAN SERVICES* | 811.4 | 283.7 | 29.2 | 110.8 | 60.1 | 51.9 | 31.3 | | 31.3 | 29.3 | 31.3 | 31.3 | 31.3 |
| Scholarships | 245.5 | 41.5 | 13.3 | 63.8 | 84.3 | 31.9 | 10.9 | | | | | | |
| Johnson O'Malley | 390.4 | 285.9 | | 95.8 | | | 8.9 | | | | | | |
| Adult Education | 0.8 | 0.3 | | | | | 0.5 | | | | | | |
| Tr.Con.Comm.Colleges | | | | | | | | | | | | | |
| Other, Education | | | | | | | | | | | | | |
| *EDUCATION* | 636.7 | 327.7 | 13.3 | 159.2 | 84.3 | 31.9 | 20.3 | | | | | | |
| Tribal Courts | 0.3 | 0.3 | | | | | | | | | | | |
| Law Enforcement | | | | | | | | | | | | | |
| Comm.Fire Prot. | | | | | | | | | | | | | |
| Other, Pub. Safety & Just. | | | | | | | | | | | | | |
| *PUBLIC SAFETY & JUSTICE* | 0.3 | 0.3 | | | | | | | | | | | |
| Adult Voc Trng. | 252.4 | 81.4 | 25.8 | 48.4 | 64.8 | 21.8 | 10.4 | | | | | | |
| Employ. Asst.(D.E.) | 25.8 | 7.5 | | 4.1 | 5.5 | 1.3 | 7.4 | | | | | | |
| Economic Development | 2.3 | 0.5 | | | | | 1.8 | | | | | | |
| Other, Economic Dev. | | | | | | | | | | | | | |
| *COMMUNITY DEVELOPMENT* | 280.5 | 89.4 | 25.8 | 52.5 | 70.1 | 23.1 | 19.6 | | | | | | |
| Nat. Resources, Gen. | 0.4 | 0.4 | | | | | | | | | | | |
| Agriculture | 2.1 | | | | | | 2.1 | | | | | | |
| Agric Extension | 0.2 | | | | | | 0.2 | | | | | | |
| FORESTRY | 3.5 | 0.8 | | | | | 2.7 | | | | | | |
| Water Resources | 0.1 | 0.1 | | | | | | | | | | | |
| WILDLIFE & PARKS | 223.0 | 1.5 | | 79.3 | 104.4 | 31.9 | 5.9 | | | | | | |
| Minerals and Mining | | | | | | | | | | | | | |
| Other, Resources Mgmt. | | | | | | | | | | | | | |
| *RESOURCES MANAGEMENT* | 229.3 | 2.8 | | 79.3 | 104.4 | 31.9 | 10.9 | | | | | | |
| Trust Svcs., Gen. | 1.5 | | | | 1.5 | | | | | | | | |
| Other Rights Protect. | | | | | | | | | | | | | |
| Real Estate Services | 377.3 | 150.1 | | 92.6 | 101.7 | 27.3 | 5.6 | | | | | | |
| Real Estate Appraisals | | | | | | | | | | | | | |
| Environ. Qual. Svc. | | | | | | | | | | | | | |
| Other, Trust Services | | | | | | | | | | | | | |
| *TRUST SERVICES* | 378.8 | 150.1 | | 92.6 | 103.2 | 27.3 | 5.6 | | | | | | |
| Executive Direction | 134.5 | 134.5 | | | | | | | | | | | |
| Administrative Svcs. | 135.5 | 135.5 | | | | | | | | | | | |
| Safety Management | | | | | | | | | | | | | |
| Common Support Services | | | | | | | | | | | | | |
| *GENERAL ADMINISTRATION* | 270.0 | 270.0 | | | | | | | | | | | |
| ** GRAND TOTALS ** | 3,214.2 | 1,250.0 | 103.3 | 637.0 | 546.4 | 207.6 | 108.3 | 11.1 | 31.3 | 69.7 | 31.3 | 31.3 | 31.3 |

| FAIRBANKS | POINT LAY | TETLIN | WAINRIGHT |
|--------------------------------------|-------------|-------------|-------------|
| PROGRAM TITLE | | | |
| Community Svcs | | | |
| Aid to Tribal Govt | 18.9 | 51.8 | |
| Consol. Tr. Govt Pgm(CTGP) | | | |
| Self Governance | | | |
| New Tribes | | | |
| Other, Tribal Government | | | |
| *TRIBAL GOVERNMENT* | 18.9 | 51.8 | |
| Svcs.to Children, Elderly & Familie | | | |
| Indian Child Welfare Act | 29.3 | 29.3 | 31.3 |
| Other, Human Services | | | |
| *HUMAN SERVICES* | 29.3 | 29.3 | 31.3 |
| Scholarships | | | |
| Johnson O'Malley | | | |
| Adult Education | | | |
| Tr.Con.Comm.Colleges | | | |
| Other, Education | | | |
| *EDUCATION* | | | |
| Tribal Courts | | | |
| Law Enforcement | | | |
| Comm.Fire Prot. | | | |
| Other, Pub. Safety & Just. | | | |
| *PUBLIC SAFETY & JUSTICE* | | | |
| Adult Voc Trng. | | | |
| Emply. Asst.(D.E.) | | | |
| Economic Development | | | |
| Other, Economic Dev. | | | |
| *COMMUNITY DEVELOPMENT* | | | |
| Nat. Resources, Gen. | | | |
| Agriculture | | | |
| Agric.Extension | | | |
| FORESTRY | | | |
| Water Resources | | | |
| WILDLIFE & PARKS | | | |
| Minerals and Mining | | | |
| Other, Resources Mgmt. | | | |
| *RESOURCES MANAGEMENT* | | | |
| Trust Svcs., Gen. | | | |
| Other Rights Protect. | | | |
| Real Estate Services | | | |
| Real Estate Appraisals | | | |
| Environ. Qual. Svc. | | | |
| Other, Trust Services | | | |
| *TRUST SERVICES* | | | |
| Executive Direction | | | |
| Administrative Svcs. | | | |
| Safety Management | | | |
| Common Support Services | | | |
| *GENERAL ADMINISTRATION* | | | |
| ** GRAND TOTALS ** | 48.2 | 80.9 | 31.3 |

FY 1997 - PRESIDENT'S BUDGET REQUEST - TRIBAL PRIORITY ALLOCATIONS

| NOME PROGRAM TITLE | NOME TOTALS | NOME AGENCY | KIANA TRADITIONAL COUNCIL | KOTZEBUE IRA COUNCIL | MANILAQ ASSOCIATION | NOORVIK IRA COUNCIL | SELAWIK IRA COUNCIL | AMBLER | BUCKLAND | DEERING | KVALINA | KOBUK |
|-----------------------------------|----------------|----------------|---------------------------------|-------------------------|------------------------|------------------------|------------------------|--------|----------|---------|---------|-------|
| Community Svcs | | | | | | | | | | | | |
| Aid to Tribal Govt | 321.4 | | 12.6 | 91.8 | 18.0 | 17.6 | 24.9 | 10.9 | 11.7 | 34.9 | 12.0 | 54.7 |
| Consol.Tr.Govt Pgm(CTGP) | | | | | | | | | | | | |
| Self Governance | | | | | | | | | | | | |
| New Tribes | | | | | | | | | | | | |
| Other, Tribal Government | | | | | | | | | | | | |
| *TRIBAL GOVERNMENT* | 321.4 | | 12.6 | 91.8 | 18.0 | 17.6 | 24.9 | 10.9 | 11.7 | 34.9 | 12.0 | 54.7 |
| Svcs.to Children, Elderly & Famil | 1.7 | | | (0.0) | 1.7 | | | | | | | |
| Indian Child Welfare Act | 390.1 | | 29.3 | 57.9 | | 44.7 | 44.7 | 31.3 | 31.3 | 29.3 | 31.3 | 29.3 |
| Other, Human Services | | | | | | | | | | | | |
| *HUMAN SERVICES* | 391.8 | | 29.3 | 57.9 | 1.7 | 44.7 | 44.7 | 31.3 | 31.3 | 29.3 | 31.3 | 29.3 |
| Scholarships | 337.3 | 325.7 | 4.5 | 0.3 | 0.3 | 6.5 | | | | | | |
| Johnson O' Malley | | | | | | | | | | | | |
| Adult Education | 108.6 | (0.0) | 6.3 | 36.2 | 16.8 | 8.7 | 10.0 | 4.9 | 5.3 | 2.6 | 5.4 | 1.1 |
| Tr.Con.Comm.Colleges | | | | | | | | | | | | |
| Other, Education | | | | | | | | | | | | |
| *EDUCATION* | 443.6 | 325.7 | 10.8 | 36.5 | 17.1 | 15.2 | 10.0 | 4.9 | 5.3 | 2.6 | 5.4 | 1.1 |
| Tribal Courts | | | | | | | | | | | | |
| Law Enforcement | | | | | | | | | | | | |
| Comm.Fire Prot. | | | | | | | | | | | | |
| Other, Pub. Safety & Just | 0.8 | | | | 0.8 | | | | | | | |
| *PUBLIC SAFETY & JUSTICE* | 0.8 | | | | 0.8 | | | | | | | |
| Adult Voc Trng. | 210.8 | 0.0 | 14.8 | 83.8 | 0.0 | 20.2 | 25.1 | 11.5 | 12.4 | 6.1 | 12.7 | 2.5 |
| Employ. Asst.(D.E.) | 49.0 | 0.0 | 3.4 | 19.7 | 0.0 | 4.7 | 5.4 | 2.7 | 2.9 | 1.4 | 3.0 | 0.6 |
| Economic Development | | | | | | | | | | | | |
| Other, Economic Dev. | | | | | | | | | | | | |
| *COMMUNITY DEVELOPMENT* | 259.8 | 0.0 | 18.0 | 103.5 | 0.0 | 24.9 | 30.5 | 14.2 | 15.3 | 7.5 | 15.7 | 3.1 |
| Nat. Resources, Gen. | 0.8 | | | | 0.8 | 0.1 | 0.1 | | | | | |
| Agriculture | 90.4 | | 6.2 | 36.5 | (0.0) | 9.0 | 9.9 | 4.9 | 5.3 | 2.6 | 5.5 | 1.1 |
| Agric.Extension | | | | | | | | | | | | |
| FORESTRY | | | | | | | | | | | | |
| Water Resources | | | | | | | | | | | | |
| WILDLIFE & PARKS | | | | | | | | | | | | |
| Minerals and Mining | | | | | | | | | | | | |
| Other, Resources Mgmt. | | | | | | | | | | | | |
| *RESOURCES MANAGEMENT* | 91.2 | | 6.2 | 36.5 | 0.8 | 9.1 | 10.0 | 4.9 | 5.3 | 2.6 | 5.5 | 1.1 |
| Trust Svcs., Gen. | | | | | | | | | | | | |
| Other Rights Protect. | 139.0 | 0.0 | | 55.6 | 83.4 | | | | | | | |
| Real Estate Services | 166.4 | 0.0 | | 33.3 | 133.1 | | | | | | | |
| Real Estate Appraisals | | | | | | | | | | | | |
| Environ. Qual. Svc. | | | | | | | | | | | | |
| Other, Trust Services | | | | | | | | | | | | |
| *TRUST SERVICES* | 305.4 | 0.0 | | 88.9 | 216.5 | | | | | | | |
| Executive Direction | 109.1 | 109.1 | | | | | | | | | | |
| Administrative Svcs. | 105.3 | 105.3 | | | | | | | | | | |
| Safety Management | | | | | | | | | | | | |
| Common Support Services | | | | | | | | | | | | |
| *GENERAL ADMINISTRATION* | 214.4 | 214.4 | | | | | | | | | | |
| ** GRAND TOTALS ** | 2,028.6 | 540.1 | 78.9 | 414.9 | 254.7 | 111.5 | 120.1 | 66.2 | 66.9 | 78.9 | 89.9 | 69.3 |

FY 1997 - PRESIDENT'S BUDGET REQUEST - TRIBAL PRIORITY ALLOCATIONS

| NOME | NOATAK | SHUNGNAK |
|--------------------------------------|-------------|-------------|
| PROGRAM TITLE | | |
| Community Svcs | | |
| Aid to Tribal Govt | 12.5 | 20.0 |
| Consol. Tr. Govt Pgm (CTGP) | | |
| Self Governance | | |
| New Tribes | | |
| Other, Tribal Government | | |
| *TRIBAL GOVERNMENT* | 12.5 | 20.0 |
| Svcs. to Children, Elderly & Famill | | |
| Indian Child Welfare Act | 31.3 | 29.5 |
| Other, Human Services | | |
| *HUMAN SERVICES* | 31.3 | 29.5 |
| Scholarships | | |
| Johnson O' Malley | | |
| Adult Education | 5.8 | 3.7 |
| Tr. Con. Comm. Colleges | | |
| Other, Education | | |
| *EDUCATION* | 5.8 | 3.7 |
| Tribal Courts | | |
| Law Enforcement | | |
| Comm. Fire Prot. | | |
| Other, Pub. Safety & Just. | | |
| *PUBLIC SAFETY & JUSTICE* | | |
| Adult Voc Trng. | 13.2 | 6.7 |
| Employ. Asst. (D.E.) | 3.1 | 2.1 |
| Economic Development | | |
| Other, Economic Dev. | | |
| *COMMUNITY DEVELOPMENT* | 16.3 | 10.8 |
| Nat. Resources, Gen. | | |
| Agriculture | 5.7 | 3.7 |
| Agric. Extension | | |
| FORESTRY | | |
| Water Resources | | |
| WILDLIFE & PARKS | | |
| Minerals and Mining | | |
| Other, Resources Mgmt. | | |
| *RESOURCES MANAGEMENT* | 5.7 | 3.7 |
| Trust Svcs., Gen. | | |
| Other Rights Protect. | | |
| Real Estate Services | | |
| Real Estate Appraisals | | |
| Environ. Qual. Svc. | | |
| Other, Trust Services | | |
| *TRUST SERVICES* | | |
| Executive Direction | | |
| Administrative Svcs. | | |
| Safety Management | | |
| Common Support Services | | |
| *GENERAL ADMINISTRATION* | | |
| ** GRAND TOTALS ** | 71.4 | 67.7 |

FY 1997 - PRESIDENT'S BUDGET REQUEST - TRIBAL PRIORITY ALLOCATIONS

| MINNEAPOLIS PROGRAM TITLE | MINNEAPOLIS AREA TOTAL | FIELD OPS | SAC & FOX FIELD OFFICE | RED LAKE | MINNESOTA AGENCY | FOND DU LAC | GRAND PORTAGE | WHITE EARTH | GREAT LAKES AGENCY | BAD RIVER | LAC COURTE ORELLES | LAC DU FLAMBEAU | FOREST CO. POTAWATOMI |
|---------------------------------------|------------------------------|--------------|---------------------------|----------|---------------------|-------------|------------------|----------------|-----------------------|-----------|-----------------------|--------------------|--------------------------|
| Community Svcs | 70.5 | | | | | | | | | | | | |
| Aid to Tribal Govt | 1,113.3 | 28.8 | | 64.8 | (0.0) | | | | 144.2 | 18.2 | | 24.4 | 6.1 |
| Consol.Tr.Govt Pgm(CTGP) | 6,503.2 | | 148.4 | | 2,899.2 | | | | | 184.8 | 170.8 | | 30.8 |
| Self Governance | | | | | | | | | | | | | |
| New Tribes | 3,407.0 | | | | | | | | | | | | |
| Other, Tribal Government | | | | | | | | | | | | | |
| *TRIBAL GOVERNMENT* | 11,094.0 | 28.8 | 148.4 | 64.8 | 2,899.2 | | | | 144.2 | 203.0 | 170.8 | 24.4 | 36.7 |
| Svcs. to Children, Elderly & Families | 1,501.1 | 170.5 | | 250.0 | 0.0 | | | | | 15.4 | 9.8 | | |
| Indian Child Welfare Act | 806.6 | | 44.9 | 74.8 | | 68.5 | 31.0 | 68.5 | | 78.9 | 64.9 | 45.7 | 44.7 |
| Other, Human Services | | | | | | | | | | | | | |
| *HUMAN SERVICES* | 2,307.624 | 170.451 | 44.914 | 324.780 | 0.000 | 68.523 | 31.021 | 68.523 | | 94.269 | 74.478 | 45.709 | 44.706 |
| Scholarships | 1,022.7 | | | 307.5 | | | | | | | | 148.5 | 65.8 |
| Johnson O'Malley | 1,493.7 | | 22.7 | 136.4 | 252.8 | 98.9 | | 88.9 | | 40.4 | 77.4 | 50.5 | 18.8 |
| Adult Education | 25.8 | | | | | | | | | | | 11.2 | |
| Tr.Con.Comm.Colleges | | | | | | | | | | | | | |
| Other, Education | 551.7 | | | | | | | | | | | | |
| *EDUCATION* | 3,093.9 | | 22.7 | 443.9 | 252.8 | 98.9 | | 88.9 | | 40.4 | 77.4 | 210.2 | 64.2 |
| Tribal Courts | 1,350.7 | | | 280.4 | | | | | | 24.0 | 40.0 | 78.7 | |
| Law Enforcement | 4,213.7 | 14.3 | | 1,660.6 | 521.6 | | | | | | | 121.4 | |
| Comm.Fire Prot. | 130.0 | | | 48.3 | | | | | 1.8 | 30.4 | 22.4 | | 3.2 |
| Other, Pub. Safety & Just. | 91.0 | | | | | | | | | | | | |
| *PUBLIC SAFETY & JUSTICE* | 5,785.4 | 14.3 | | 1,989.3 | 521.6 | | | | 1.8 | 54.4 | 62.4 | 189.1 | 3.2 |
| Adult Voc Tmg. | 648.1 | | | 454.9 | (0.0) | | | | 15.0 | (0.0) | | 32.0 | |
| Employ. Asst.(D.E.) | 106.2 | | | 78.7 | | | | | 7.4 | | | 9.3 | (0.0) |
| Economic Development | 182.9 | 31.8 | | 95.5 | | | | | | | | | |
| Other, Economic Dev. | | | | | | | | | | | | | |
| *COMMUNITY DEVELOPMENT* | 837.2 | 31.8 | | 629.1 | (0.0) | | | | 22.4 | (0.0) | | 41.3 | (0.0) |
| Net. Resources, Gen. | | | | | | | | | | | | | |
| Agriculture | | | | | | | | | | | | | |
| Agrie.Extension | | | | | | | | | | | | | |
| Forestry | 3,061.0 | | | 788.7 | 187.0 | | | | 622.9 | 23.7 | 18.2 | 80.4 | |
| Water Resources | 101.0 | | | 101.0 | | | | | | | | | |
| Wildlife & Parks | 485.1 | | | 291.4 | | | | | | | | 12.4 | |
| Minerals and Mining | | | | | | | | | | | | | |
| Other, Resources Mgmt. | | | | | | | | | | | | | |
| *RESOURCES MANAGEMENT* | 3,647.0 | | | 1,181.1 | 187.0 | | | | 622.9 | 23.7 | 18.2 | 102.6 | |
| Trust Svcs., Gen. | 33.8 | 33.1 | | 0.5 | | | | | | | | | |
| Other Rights Protect. | 478.0 | | | 1.2 | | | | | 245.8 | 23.7 | 81.0 | | |
| Real Estate Services | 1,069.2 | 123.1 | | 49.5 | 153.9 | | | | 428.5 | 23.7 | 34.2 | 17.4 | |
| Real Estate Appraisals | 57.8 | | | | | | | | 57.8 | | | | |
| Environ. Qual. Svc. | 30.0 | 30.0 | | | | | | | | | | | |
| Other, Trust Services | | | | | | | | | | | | | |
| *TRUST SERVICES* | 1,668.8 | 186.2 | | 51.2 | 153.9 | | | | 732.1 | 47.4 | 115.2 | 17.4 | |
| Executive Direction | 411.5 | | | 105.3 | 93.3 | | | | 95.5 | | | | |
| Administrative Svcs. | 1,342.8 | | 75.0 | 206.8 | 280.0 | | | | 479.3 | | | | |
| Safety Management | | | | | | | | | | | | | |
| Common Support Services | | | | | | | | | | | | | |
| *GENERAL ADMINISTRATION* | 1,754.3 | | 75.0 | 312.1 | 373.3 | | | | 574.8 | | | | |
| ** GRAND TOTALS ** | 30,288.0 | 431.7 | 281.0 | 4,996.1 | 4,387.8 | 167.4 | 31.0 | 157.4 | 2,097.9 | 483.2 | 516.5 | 639.9 | 188.8 |

FY 1997 - PRESIDENT'S BUDGET REQUEST - TRIBAL PRIORITY ALLOCATIONS

| MINNEAPOLIS PROGRAM TITLE | RED CLIFF | ST. CROIX | SOKAOGON CHIPPEWA | STOCKBRIDGE MUNSEE | HO CHUNK NATION | MINNESOTA SIOUX | UPPER SIOUX | PRAIRIE ISLAND | SHAKOPEE | LOWER SIOUX | MENOMINEE | MICHIGAN AGENCY | SALT STE MARIE |
|---------------------------------------|-----------|-----------|----------------------|-----------------------|--------------------|--------------------|----------------|-------------------|----------|----------------|-----------|--------------------|-------------------|
| Community Svcs | | | | | | 70.5 | | | | | | | |
| Aid to Tribal Govt | | | | | | | 14.8 | 0.0 | 0.0 | 0.0 | 191.2 | 545.0 | |
| Consol.Tr.Govt Pgm(CTGP) | 420.4 | 287.4 | | 232.5 | | | | 46.1 | 75.4 | 75.6 | | | 183.5 |
| Self Governance | | | | | | | | | | | | | |
| New Tribes | | | | | | | | | | | | 47.0 | |
| Other Tribal Government | | | | | | | | | | | | | |
| *TRIBAL GOVERNMENT* | 420.4 | 287.4 | | 232.5 | | 70.5 | 14.8 | 46.1 | 75.4 | 75.6 | 191.2 | 592.0 | 183.5 |
| Svcs. to Children, Elderly & Families | | | | | (0.0) | | 8.8 | | | | 201.4 | | 574.5 |
| Indian Child Welfare Act | (0.0) | 0.0 | 27.5 | 0.0 | 33.1 | | 31.2 | 29.4 | (0.0) | (0.0) | 0.0 | | 89.6 |
| Other, Human Services | | | | | | | | | | | | | |
| *HUMAN SERVICES* | (0.034) | 0.008 | 27.501 | 0.014 | 33.068 | | 39.956 | 29.356 | (0.043) | (0.044) | 201.421 | | 664.127 |
| Scholarships | | | 48.7 | 0.0 | 308.8 | | 13.5 | | | | (0.0) | | |
| Johnson O'Malley | 44.3 | 32.7 | 19.2 | 18.7 | 85.5 | | 8.8 | 11.1 | 13.4 | 10.4 | 122.1 | | 210.3 |
| Adult Education | | | 8.0 | 0.0 | 2.5 | | | | | | | | |
| Tr. Con. Comm. Colleges | | | | | | | | | | | | | |
| Other, Education | | | 8.8 | | | | | | | | 537.0 | | |
| *EDUCATION* | 44.3 | 32.7 | 62.7 | 18.7 | 306.8 | | 20.3 | 11.1 | 13.4 | 10.4 | 659.1 | | 210.3 |
| Tribal Courts | | | 28.4 | | | | | | | | 489.0 | | 185.2 |
| Law Enforcement | (0.0) | | | | | | | | | | 1,047.0 | 0.0 | 422.9 |
| Comm. Fire Prot. | 0.0 | | | | 8.1 | | | | | | 16.0 | | |
| Other, Pub. Safety & Just. | | | | | | | | | | | | 81.0 | |
| *PUBLIC SAFETY & JUSTICE* | 0.0 | | 28.4 | | 8.1 | | | | | | 1,552.0 | 81.0 | 606.1 |
| Adult Voc Trng. | | | 14.4 | | 118.2 | | 7.7 | | | | (0.0) | | |
| Employ. Asst. (D.E.) | (0.0) | | 5.8 | | 5.0 | | | | | | | | |
| Economic Development | | | | | | | | | | | 55.5 | | |
| Other, Economic Dev. | | | | | | | | | | | | | |
| *COMMUNITY DEVELOPMENT* | (0.0) | | 20.2 | | 123.2 | | 7.7 | | | | 55.5 | | |
| Nat. Resources, Gen. | | | | | | | | | | | | | |
| Agriculture | | | | | | | | | | | | | |
| Agrie. Extension | | | | | | | | | | | | | |
| Forestry | | | | | | | | | | | 1,269.2 | 62.9 | |
| Water Resources | | | | | | | | | | | | | |
| Wildlife & Parks | | | | | | | | | | | | 64.3 | 111.0 |
| Minerals and Mining | | | | | | | | | | | | | |
| Other, Resources Mgmt. | | | | | | | | | | | | | |
| *RESOURCES MANAGEMENT* | | | | | | | | | | | 1,269.2 | 127.2 | 111.0 |
| Trust Svcs., Gen. | | | | | | | | | | | | | |
| Other Rights Protect. | | (0.0) | | | | | | | | | 124.3 | | |
| Real Estate Services | | | | | | | | | | | 114.4 | 124.5 | |
| Real Estate Appraisals | | | | | | | | | | | | | |
| Environ. Qual. Svc. | | | | | | | | | | | | | |
| Other, Trust Services | | | | | | | | | | | | | |
| *TRUST SERVICES* | | (0.0) | | | | | | | | | 238.7 | 124.5 | |
| Executive Direction | | | | | | | | | | | | 117.4 | |
| Administrative Svcs. | | | | | | | | | | | | 301.7 | |
| Safety Management | | | | | | | | | | | | | |
| Common Support Services | | | | | | | | | | | | | |
| *GENERAL ADMINISTRATION* | | | | | | | | | | | | 419.1 | |
| ** GRAND TOTALS ** | 464.7 | 320.1 | 158.6 | 251.2 | 581.2 | 70.5 | 62.8 | 86.8 | 66.8 | 66.0 | 4,167.1 | 1,353.8 | 1,756.9 |

FY 1997 - PRESIDENT'S BUDGET REQUEST - TRIBAL PRIORITY ALLOCATIONS

| MINNEAPOLIS PROGRAM TITLE | BAY MILLS | HANNAH-VILLE | SAGINAW CHIPPEWA | KEWEENAW BAY | LAC VIEUX DESERT | HURON POTAWATOMI | POKAGON POTAWATOMI | LITTLE RIVER OTTAWA | LITTLE TRAVERSE OTTAWA |
|---------------------------------------|--------------|----------------|---------------------|-----------------|---------------------|---------------------|-----------------------|---------------------------|------------------------------|
| Community Svcs | | | | | | | | | |
| Aid to Tribal Govt | | | 0.0 | | 78.2 | | | | |
| Consol. Tr. Govt Pgm (CTGP) | 631.6 | 492.5 | 644.4 | | | | | | |
| Self Governance | | | | | | | | | |
| New Tribes | | | | | | 170.0 | 1,593.0 | 352.0 | 1,245.0 |
| Other, Tribal Government | | | | | | | | | |
| *TRIBAL GOVERNMENT* | 631.6 | 492.5 | 644.4 | | 78.2 | 170.0 | 1,593.0 | 352.0 | 1,245.0 |
| Svcs. to Children, Elderly & Families | | | | 187.0 | 83.9 | | | | |
| Indian Child Welfare Act | 0.0 | (0.0) | (0.0) | 44.6 | 29.5 | | | | |
| Other, Human Services | | | | | | | | | |
| *HUMAN SERVICES* | 0.014 | (0.010) | (0.005) | 231.551 | 113.390 | | | | |
| Scholarships | | | | 86.2 | 43.9 | | | | |
| Johnson O'Malley | 26.0 | 16.4 | 18.6 | 36.2 | 6.9 | | 17.9 | 4.5 | 4.1 |
| Adult Education | | | | | 6.1 | | | | |
| Tr. Con. Comm. Colleges | | | | | | | | | |
| Other, Education | | | | 5.9 | | | | | |
| *EDUCATION* | 26.0 | 16.4 | 18.6 | 128.3 | 56.9 | | 17.9 | 4.5 | 4.1 |
| Tribal Courts | | | | 152.2 | 74.8 | | | | |
| Law Enforcement | (0.0) | 0.0 | | 281.3 | 184.6 | | | | |
| Comm. Fire Prot. | | | | | | | | | |
| Other, Pub. Safety & Just. | | | | | | | | | |
| *PUBLIC SAFETY & JUSTICE* | (0.0) | 0.0 | | 413.5 | 239.4 | | | | |
| Adult Voc Tmg. | | (0.0) | | | 5.9 | | | | |
| Employ. Aast. (D.E.) | | | | | | | | | |
| Economic Development | | | | | | | | | |
| Other, Economic Dev. | | | | | | | | | |
| *COMMUNITY DEVELOPMENT* | | (0.0) | | | 5.9 | | | | |
| Nat. Resources, Gen. | | | | | | | | | |
| Agriculture | | | | | | | | | |
| Agric. Extension | | | | | | | | | |
| Forestry | | | | | | | | | |
| Water Resources | | | | | | | | | |
| Wildlife & Parks | | 0.0 | | | 6.0 | | | | |
| Minerals and Mining | | | | | | | | | |
| Other, Resources Mgmt. | | | | | | | | | |
| *RESOURCES MANAGEMENT* | | 0.0 | | | 6.0 | | | | |
| Trust Svcs., Gen. | | | | | | | | | |
| Other Rights Protect. | | | | | | | | | |
| Real Estate Services | | | | | | | | | |
| Real Estate Appraisals | | | | | | | | | |
| Environ. Qual. Svc. | | | | | | | | | |
| Other, Trust Services | | | | | | | | | |
| *TRUST SERVICES* | | | | | | | | | |
| Executive Direction | | | | | | | | | |
| Administrative Svcs. | | | | | | | | | |
| Safety Management | | | | | | | | | |
| Common Support Services | | | | | | | | | |
| *GENERAL ADMINISTRATION* | | | | | | | | | |
| ** GRAND TOTALS ** | 657.6 | 506.9 | 663.0 | 773.4 | 498.6 | 170.0 | 1,610.9 | 356.5 | 1,249.1 |

FY 1997 - PRESIDENT'S BUDGET REQUEST - TRIBAL PRIORITY ALLOCATIONS

| MUSKOGEE PROGRAM TITLE | MUSKOGEE AREA TOTAL | FIELD OPS | CHICKASAW AGENCY | MIAMI AGENCY | QUAPAW | EASTERN SHAWNEE | OTTAWA | SENECA CAYUGA | MIAMI TRIBE | PEORIA | MODOC | OSAGE | OKMULGEE |
|--------------------------------------|---------------------------|----------------|---------------------|-----------------|--------------|--------------------|--------------|------------------|----------------|--------------|--------------|----------------|----------------|
| Community Svcs | 443.9 | | | 0.4 | 88.5 | 67.1 | 84.8 | 95.5 | 48.4 | 61.4 | | | |
| Aid to Tribal Govt | 1,096.3 | 195.3 | | 61.0 | 10.2 | 5.1 | | 6.1 | 8.3 | 14.2 | | | |
| Consol. Tr. Govt Pgm(CTGP) | 619.5 | | | | | | | | | | | | |
| Self Governance | | | | | | | | | | | 120.4 | 499.1 | |
| New Tribes | | | | | | | | | | | | | |
| Other, Tribal Government | | | | | | | | | | | | | |
| *TRIBAL GOVERNMENT* | 2,159.6 | 195.3 | | 61.4 | 96.7 | 72.2 | 84.8 | 101.6 | 56.7 | 75.6 | 120.4 | 499.1 | |
| Svcs.to Children, Elderly & Families | 346.4 | 71.2 | | 1.0 | 14.5 | 13.3 | | 15.8 | 19.3 | 1.4 | | | |
| Indian Child Welfare Act | 461.6 | | | | 39.1 | 29.3 | 19.3 | 45.1 | 29.3 | 31.3 | | 105.0 | |
| Other, Human Services | | | | | | | | | | | | | |
| *HUMAN SERVICES* | 808.0 | 71.2 | | 1.0 | 53.6 | 42.6 | 19.3 | 60.9 | 48.6 | 32.7 | | 105.0 | |
| Scholarships | 594.6 | | | 0.0 | 6.8 | 2.5 | 1.0 | 6.2 | 1.1 | 7.4 | | 79.2 | |
| Johnson O'Malley | 1,210.6 | | | | | | | | | | | 131.6 | 940.9 |
| Adult Education | 50.5 | | | (0.0) | 5.0 | 1.1 | 0.4 | 3.9 | 0.5 | 0.8 | | | |
| Tr. Con. Comm. Colleges | | | | | | | | | | | | | |
| Other, Education | | | | | | | | | | | | | |
| *EDUCATION* | 1,855.7 | | | (0.0) | 11.8 | 3.6 | 1.4 | 12.1 | 1.6 | 8.0 | | 210.8 | 940.9 |
| Tribal Courts | 389.1 | 287.5 | 0.4 | 0.0 | | | | | | | | | 44.9 |
| Law Enforcement | 702.4 | 192.6 | 175.6 | 80.2 | | | | | | | | | 95.5 |
| Comm. Fire Prot. | | | | | | | | | | | | | |
| Other, Pub. Safety & Just. | | | | | | | | | | | | | |
| *PUBLIC SAFETY & JUSTICE* | 1,071.5 | 480.3 | 176.0 | 80.2 | | | | | | | | | 140.4 |
| Adult Voc Trng. | 218.2 | 25.5 | | 2.5 | 20.3 | 6.7 | 3.2 | 26.4 | 3.9 | 4.3 | | | |
| Employ. Asst.(D.E.) | 74.8 | | | 1.6 | 4.2 | 2.1 | 2.1 | 2.4 | 2.9 | 0.5 | | | |
| Economic Development | 73.6 | | 7.5 | | | | | | | | | | 0.0 |
| Other, Economic Dev. | | | | | | | | | | | | | |
| *COMMUNITY DEVELOPMENT* | 366.6 | 25.5 | 7.5 | 4.0 | 24.5 | 10.8 | 5.3 | 28.8 | 6.8 | 4.8 | | | 0.0 |
| Nat. Resources, Gen. | 256.9 | | 76.8 | 48.4 | | | | | | | | | 131.7 |
| Agriculture | 189.7 | | 136.7 | 0.0 | | | | | | | | | |
| Agric. Extension | | | | | | | | | | | | | |
| Forestry | 0.1 | | | 0.1 | | | | | | | | | |
| Water Resources | | | | | | | | | | | | | |
| Wildlife & Parks | 47.5 | | | | | | | | | | | | |
| Minerals and Mining | 1,351.9 | | | | | | | | | | | | 1,351.9 |
| Other, Resources Mgmt. | | | | | | | | | | | | | |
| *RESOURCES MANAGEMENT* | 1,846.1 | | 213.5 | 48.5 | | | | | | | | | 1,463.6 |
| Trust Svcs., Gen. | 49.1 | 49.1 | | | | | | | | | | | |
| Other Rights Protect. | | | | | | | | | | | | | |
| Real Estate Services | 1,042.3 | 501.4 | 212.8 | 52.3 | | | | | | | | | 202.6 |
| Real Estate Appraisals | 341.4 | 137.6 | 69.3 | 56.6 | | | | | | | | | 59.1 |
| Environ. Qual. Svc. | 49.7 | 49.7 | | | | | | | | | | | |
| Other, Trust Services | | | | | | | | | | | | | |
| *TRUST SERVICES* | 1,462.4 | 737.7 | 282.1 | 108.9 | | | | | | | | | 261.7 |
| Executive Direction | 952.3 | 48.3 | 124.5 | 132.1 | | | | | | | | | 118.8 |
| Administrative Svcs. | 494.8 | | 99.8 | 11.7 | | | | | | | | | 281.9 |
| Safety Management | 1.0 | | | | | | | | | | | | 52.5 |
| Common Support Services | | | | | | | | | | | | | |
| *GENERAL ADMINISTRATION* | 1,448.2 | 48.3 | 224.3 | 143.8 | | | | | | | | | 256.5 |
| ** GRAND TOTALS ** | 11,036.2 | 1,556.4 | 903.4 | 447.8 | 186.6 | 129.2 | 110.6 | 203.4 | 113.7 | 121.1 | 120.4 | 2,957.1 | 1,255.3 |

FY 1997 - PRESIDENT'S BUDGET REQUEST - TRIBAL PRIORITY ALLOCATIONS

| MUSKOGEE PROGRAM TITLE | ALABAMA QUASSARTE | KALEGEE | THLOPHTLOCCO | TALIHINA | WEWOKA AGENCY |
|--------------------------------------|----------------------|---------|--------------|----------|------------------|
| Community Svcs | | | | | |
| Aid to Tribal Govt | 109.4 | 109.4 | 109.2 | | 488.0 |
| Consol.Tr.Govt Pgm(CTGP) | | | | | |
| Self Governance | | | | | |
| New Tribes | | | | | |
| Other, Tribal Government | | | | | |
| *TRIBAL GOVERNMENT* | 109.4 | 109.4 | 109.2 | | 488.0 |
| Svcs.to Children, Elderly & Families | | | | | 210.0 |
| Indian Child Welfare Act | 29.4 | 29.4 | 29.4 | | 75.0 |
| Other, Human Services | | | | | |
| *HUMAN SERVICES* | 29.4 | 29.4 | 29.4 | | 285.0 |
| Scholarships | | | | | 488.4 |
| Johnson O'Malley | | | | | 138.1 |
| Adult Education | | | | | 39.0 |
| Tr.Con.Comm Colleges | | | | | |
| Other, Education | | | | | |
| *EDUCATION* | | | | | 665.5 |
| Tribal Courts | | | | | 36.3 |
| Law Enforcement | | | | | 156.3 |
| Comm.Fire Prot. | | | | | |
| Other, Pub. Safety & Just. | | | | | |
| *PUBLIC SAFETY & JUSTICE* | | 1.0 | | | 194.6 |
| Adult Voc Trng. | | | | | 123.4 |
| Emply. Asst.(D.E.) | | | | | 59.0 |
| Economic Development | | | | | 66.1 |
| Other, Economic Dev. | | | | | |
| *COMMUNITY DEVELOPMENT* | | | | | 248.5 |
| Nat. Resources, Gen. | | | | | |
| Agriculture | | | | | 53.0 |
| Agric. Extension | | | | | |
| Forestry | | | | | |
| Water Resources | | | | | |
| Wildlife & Parks | | | | | 47.5 |
| Minerals and Mining | | | | | |
| Other, Resources Mgmt. | | | | | |
| *RESOURCES MANAGEMENT* | | | | | 100.5 |
| Trust Svcs., Gen. | | | | | |
| Other Rights Protect. | | | | | |
| Real Estate Services | | | | | 73.2 |
| Real Estate Appraisals | | | | | 18.8 |
| Environ. Qual. Svc. | | | | | |
| Other, Trust Services | | | | | |
| *TRUST SERVICES* | | | | | 92.0 |
| Executive Direction | | | | 178.1 | 88.8 |
| Administrative Svcs. | | | | 92.2 | 100.9 |
| Safety Management | | | | 1.0 | |
| Common Support Services | | | | | |
| *GENERAL ADMINISTRATION* | | | | 271.4 | 189.5 |
| ** GRAND TOTALS ** | 138.8 | 139.8 | 138.6 | 271.4 | 2,243.8 |

FY 1997 - PRESIDENT'S BUDGET REQUEST - TRIBAL PRIORITY ALLOCATIONS

| PHOENIX PROGRAM TITLE | PHOENIX AREA TOTAL | FIELD OPS | COLORADO RIVER AGENCY | COLORADO RIVER TRIBE | FORT MOHAVE | CHEMEHUEVI | FORT APACHE AGENCY | WHITE MOUNTAIN APACHE | PAPAGO AGENCY | TOHONO O'ODHAM | SALT RIVER AGENCY | FORT MC DOWELL | PASCUA YAQUI | PIMA AGENCY |
|---------------------------------------|--------------------|----------------|-----------------------|----------------------|--------------|--------------|--------------------|-----------------------|----------------|----------------|-------------------|----------------|----------------|----------------|
| Community Svcs | 121.1 | 121.1 | | | | | | | | | | | | |
| Aid to Tribal Govt | 2,208.9 | 152.0 | 187.9 | | | | 297.5 | | 141.1 | | | | | 102.4 |
| Consol. Tr. Govt Pgm(CTGP) | 7,271.2 | | | | | | | | | | | | 1,214.3 | |
| Self Governance | | | | | | | | | | | | | | |
| New Tribes | | | | | | | | | | | | | | |
| Other, Tribal Government | 155.4 | | | | | | | | | | | | | |
| *TRIBAL GOVERNMENT* | 9,756.6 | 273.1 | 187.9 | | | | 297.5 | | 141.1 | | | | 1,214.3 | 102.4 |
| Svcs. to Children, Elderly & Families | 4,385.8 | 182.5 | | 174.1 | 119.9 | | | 382.4 | | 858.1 | | | | |
| Indian Child Welfare Act | 1,877.0 | | | 54.7 | 44.8 | 29.4 | | 68.0 | | 161.8 | | | | |
| Other, Human Services | 8.6 | | | | | | | | | | | | | |
| *HUMAN SERVICES* | 6,071.4 | 182.5 | | 228.8 | 164.7 | 29.4 | | 448.4 | | 1,019.9 | | | | |
| Scholarships | 2,552.5 | | | 138.0 | 120.6 | 60.7 | | 263.8 | | 788.1 | | | 0.0 | |
| Johnson O'Malley | 1,375.7 | | | 54.3 | 22.2 | | | 248.5 | | 138.1 | | 22.4 | 138.7 | |
| Adult Education | 150.6 | | | | | | | 78.2 | | | | | | |
| Tr. Con. Comm. Colleges | | | | | | | | | | | | | | |
| Other, Education | | | | | | | | | | | | | | |
| *EDUCATION* | 4,078.8 | | | 190.3 | 142.8 | 60.7 | | 588.3 | | 924.2 | | 22.4 | 138.7 | |
| Tribal Courts | 1,997.8 | | | 139.2 | 85.8 | 15.7 | | 341.0 | | 308.7 | | | 0.0 | |
| Law Enforcement | 18,907.4 | 229.1 | 101.3 | 788.3 | 314.3 | | 356.5 | 1,090.9 | | 2,543.2 | 135.2 | 468.3 | 237.8 | 2,504.0 |
| Comm. Fire Prot. | 136.7 | | | | | | | 87.8 | | | | | | |
| Other, Pub. Safety & Just. | | | | | | | | | | | | | | |
| *PUBLIC SAFETY & JUSTICE* | 21,041.9 | 229.1 | 101.3 | 927.5 | 390.1 | 15.7 | 356.5 | 1,519.5 | | 2,851.9 | 135.2 | 468.3 | 237.8 | 2,504.0 |
| Adult Voc Trng. | 1,248.4 | | | 107.0 | 48.0 | 39.9 | | 202.1 | | 444.1 | | | 0.0 | |
| Employ. Asst.(D.E.) | 319.2 | | | | | | | | | 130.9 | | | | |
| Economic Development | 468.7 | | 58.5 | | | | | | | 284.1 | | | | |
| Other, Economic Dev. | 128.6 | | | | | | 128.6 | | | | | | | |
| *COMMUNITY DEVELOPMENT* | 2,162.9 | | 58.5 | 107.0 | 48.0 | 39.9 | 128.6 | 202.1 | | 839.1 | | | 0.0 | |
| Nat. Resources, Gen. | 914.4 | | | | | | 260.0 | | | | | | | |
| Agriculture | 3,083.6 | | 145.6 | 60.4 | 99.7 | 50.8 | 415.0 | 30.5 | 688.6 | 84.1 | | | 0.0 | 66.3 |
| Agric. Extension | 111.1 | | | | | | | | | 111.1 | | | | |
| Forestry | 3,487.4 | | | | | | 2,215.4 | | | | | | | |
| Water Resources | 388.9 | | | 197.2 | | | | | | 168.2 | | | | |
| Wildlife & Parks | 167.0 | | | 0.9 | | | (53.9) | 138.3 | | | | | | |
| Minerals and Mining | 81.1 | 73.0 | | | | | | | | | | | | |
| Other, Resources Mgmt. | 1.1 | | | | | | | | | | | | | |
| *RESOURCES MANAGEMENT* | 8,164.6 | 73.0 | 145.6 | 258.5 | 99.7 | 50.8 | 2,836.5 | 168.8 | 688.6 | 363.4 | | | 0.0 | 66.3 |
| Trust Svcs., Gen. | | | | | | | | | | | | | | |
| Other Rights Protect. | 433.6 | 433.6 | | | | | | | | | | | | |
| Real Estate Services | 2,290.3 | | 302.5 | 69.5 | 60.5 | | 57.2 | | 123.8 | | 98.2 | | | 357.0 |
| Real Estate Appraisals | 607.7 | 607.7 | | | | | | | | | | | | |
| Environ. Qual. Svc. | 625.4 | 197.4 | | | | | 428.0 | | | | | | | |
| Other, Trust Services | (0.0) | | | | | | | | | | | | | |
| *TRUST SERVICES* | 3,957.0 | 1,238.7 | 302.5 | 69.5 | 60.5 | | 485.2 | | 123.8 | | 98.2 | | | 357.0 |
| Executive Direction | 1,851.2 | | 165.0 | | | | 122.4 | | 121.7 | | 240.9 | | | 134.7 |
| Administrative Svcs. | 2,071.9 | | 132.3 | | | | 100.1 | | 118.7 | | 214.2 | | | 315.2 |
| Safety Management | | | | | | | | | | | | | | |
| Common Support Services | | | | | | | | | | | | | | |
| *GENERAL ADMINISTRATION* | 3,923.1 | | 297.3 | | | | 222.5 | | 240.4 | | 455.1 | | | 449.9 |
| ** GRAND TOTALS ** | 59,166.2 | 1,996.4 | 1,091.1 | 1,781.8 | 893.6 | 196.5 | 4,328.6 | 2,927.1 | 1,173.9 | 5,996.5 | 666.5 | 486.7 | 1,566.8 | 3,479.6 |

FY 1997 - PRESIDENT'S BUDGET REQUEST - TRIBAL PRIORITY ALLOCATIONS

| PHOENIX PROGRAM TITLE | AK-CHIN | GLA RIVER | SAN CARLOS AGENCY | SAN CARLOS TRIBE | WESTERN NEVADA | FALLON | FORT MC DERMITT | LOVELOCK | PYRAMID LAKE | RENO SPARKS | SUMMIT LAKE | WALKER RIVER | WINNEMUCCA | YERINGTON |
|---------------------------------------|---------|--------------|----------------------|---------------------|-------------------|--------|--------------------|----------|-----------------|----------------|----------------|-----------------|------------|-----------|
| Community Svcs | | | | | | | | | | | | | | |
| Aid to Tribal Govt | | | 99.5 | 44.9 | 211.7 | 5.6 | 28.0 | 14.2 | | 13.6 | 11.6 | | 12.1 | |
| Consol. Tr. Govt Pgm (CTGP) | 254.5 | 675.9 | | | | 52.6 | | | 83.0 | 45.3 | | 88.4 | | |
| Self Governance | | | | | | | | | | | | | | |
| New Tribes | | | | | | | | | | | | | | |
| Other, Tribal Government | | | | | | | | 0.1 | | | | | | |
| *TRIBAL GOVERNMENT* | 254.5 | 675.9 | 99.5 | 44.9 | 211.7 | 52.6 | 28.0 | 14.3 | 83.0 | 58.9 | 11.6 | 88.4 | 12.1 | |
| Svcs. to Children, Elderly & Families | | 312.2 | | 503.3 | 223.9 | 170.8 | 93.8 | | 103.6 | 54.9 | | 88.5 | | 42.5 |
| Indian Child Welfare Act | | 75.0 | | 89.6 | | 44.9 | 44.9 | 35.8 | 53.7 | 46.0 | 29.3 | 44.9 | 33.0 | 29.4 |
| Other, Human Services | | | | 8.6 | | 0.0 | | | | | | | | |
| *HUMAN SERVICES* | | 367.2 | | 601.5 | 223.9 | 215.7 | 138.7 | 35.6 | 157.3 | 100.9 | 29.3 | 133.4 | 33.0 | 71.8 |
| Scholarships | | | | 758.5 | 31.0 | | | | | | | | | 89.3 |
| Johnson O'Malley | | 118.3 | | 247.2 | | 22.0 | 10.3 | 6.7 | 30.7 | 23.5 | | 20.7 | | 12.8 |
| Adult Education | | | | 72.4 | | | | | | | | | | |
| Tr. Con. Comm. Colleges | | | | | | | | | | | | | | |
| Other, Education | | | | | | | | | | | | | | |
| *EDUCATION* | | 118.3 | | 1,078.1 | 31.0 | 22.0 | 10.3 | 6.7 | 30.7 | 23.5 | | 20.7 | | 101.1 |
| Tribal Courts | | 72.9 | | 241.8 | 52.0 | 41.3 | 48.5 | 33.4 | 113.1 | 54.6 | | 66.2 | | 30.4 |
| Law Enforcement | | 769.0 | 270.3 | 1,388.8 | 799.7 | 119.3 | | 48.3 | 220.0 | 120.8 | | 134.7 | 12.1 | 77.2 |
| Comm. Fire Prot. | | 45.3 | 3.8 | | | | | | | | | | | |
| Other, Pub. Safety & Just. | | | | | | | | | | | | | | |
| *PUBLIC SAFETY & JUSTICE* | | 867.2 | 274.1 | 1,528.6 | 851.7 | 160.8 | 48.5 | 81.7 | 333.1 | 175.2 | | 200.9 | 12.1 | 107.6 |
| Adult Voc Trng. | | | | 191.0 | 8.1 | | | | | | | | | |
| Employ. Asst. (D.E.) | | | | 152.9 | | | | | | | | | | 3.0 |
| Economic Development | | | 82.7 | | | | | | | | | | | |
| Other, Economic Dev. | | | | | | | | | | | | | | |
| *COMMUNITY DEVELOPMENT* | | | 82.7 | 343.9 | 8.1 | | | | | | | | | 3.0 |
| Nat. Resources, Gen. | | | 205.6 | | 364.8 | | | | | | 16.7 | | | |
| Agriculture | | | 764.3 | | | | | | | | | | | |
| Agric. Extension | | | | | | | | | | | | | | |
| Forestry | | | | 968.8 | | | | | | | | | | |
| Water Resources | | | | | | | | | 3.0 | | | 0.5 | | |
| Wildlife & Parks | | | | 81.7 | | | | | | | | | | |
| Minerals and Mining | | | | | | | | | 8.1 | | | | | |
| Other, Resources Mgmt. | | | | | | | | | | | 1.1 | | | |
| *RESOURCES MANAGEMENT* | | | 969.9 | 1,048.5 | 364.8 | | | | 11.1 | | 17.8 | 0.5 | | |
| Trust Svcs., Gen. | | | | | | | | | | | | | | |
| Other Rights Protect. | | | | | | | | | | | | | | |
| Real Estate Services | | | 164.0 | 28.4 | 170.2 | | | | | | | | | |
| Real Estate Appraisals | | | | | | | | | | | | | | |
| Environ. Qual. Svc. | | | | | | | | | | | | | | |
| Other, Trust Services | | (0.0) | | | | | | | | | | | | |
| *TRUST SERVICES* | | (0.0) | 164.0 | 28.4 | 170.2 | | | | | | | | | |
| Executive Direction | | | 151.4 | | 256.3 | | | | | | | | | |
| Administrative Svcs. | | | 262.8 | | 81.5 | | | | | | | | | |
| Safety Management | | | | | | | | | | | | | | |
| Common Support Services | | | | | | | | | | | | | | |
| *GENERAL ADMINISTRATION* | | | 414.2 | | 337.8 | | | | | | | | | |
| **GRAND TOTALS** | 254.5 | 2,098.6 | 2,004.4 | 4,774.9 | 2,189.2 | 456.5 | 223.5 | 136.3 | 615.2 | 358.5 | 88.7 | 443.9 | 57.2 | 263.8 |

FY 1997 - PRESIDENT'S BUDGET REQUEST - TRIBAL PRIORITY ALLOCATIONS

| PHOENIX PROGRAM TITLE | YOMBA | WASHOE | UINTAH & OURAY | SKULL VALLEY | UTE INDIAN TRIBE | FORT YUMA | COCOPAH | QUECHAN | EASTERN NEVADA | TE-MOAK | GOSHUTE | HOPI AGENCY | HOPI TRIBE | TRUXTON CANYON |
|--------------------------------------|--------------|--------------|-------------------|-----------------|---------------------|--------------|--------------|--------------|-------------------|----------------|--------------|----------------|----------------|-------------------|
| Community Svcs | | | | | | | | | | | | | | |
| Aid to Tribal Govt | | 5.0 | 0.0 | | | 34.7 | 27.8 | 105.3 | 71.7 | 327.4 | 88.7 | | | 20.0 |
| Consol.Tr.Govt Pgm(CTGP) | 124.9 | 1.8 | | | | | | | | | | | 2,588.8 | |
| Self Governance | | | | | | | | | | | | | | |
| New Tribes | | | | | | | | | | | | | | |
| Other, Tribal Government | | | | | | | | | | | | | | 155.3 |
| *TRIBAL GOVERNMENT* | 124.9 | 6.6 | 0.0 | | | 34.7 | 27.8 | 105.3 | 71.7 | 327.4 | 88.7 | | 2,588.8 | 175.3 |
| Svcs.to Children, Elderly & Families | | 59.4 | 107.8 | 9.5 | 188.2 | | 110.9 | 45.0 | 58.9 | 103.2 | 33.0 | | | 271.1 |
| Indian Child Welfare Act | 4.8 | 58.0 | | 29.4 | 54.2 | | 37.5 | 60.5 | | 148.9 | 29.2 | | 89.8 | |
| Other, Human Services | | | | | | | | | | | | | | |
| *HUMAN SERVICES* | 4.8 | 117.4 | 107.8 | 38.9 | 240.4 | | 147.8 | 105.5 | 58.9 | 252.1 | 62.2 | | 89.8 | 271.1 |
| Scholarships | | 71.1 | | 1.9 | 52.1 | | 9.1 | 50.1 | | 98.8 | 28.8 | | | |
| Johnson O'Malley | 2.8 | 36.9 | 59.7 | | | | 18.2 | 42.9 | | 29.8 | .43 | | 11.2 | |
| Adult Education | | | | | | | | | | | | | | |
| Tr.Con.Comm.Colleges | | | | | | | | | | | | | | |
| Other, Education | | | | | | | | | | | | | | |
| *EDUCATION* | 2.8 | 108.0 | 59.7 | 1.9 | 52.1 | | 25.3 | 93.0 | | 128.4 | 30.9 | | 11.2 | |
| Tribal Courts | | 88.5 | | | 58.9 | | 102.3 | | | 107.2 | 18.3 | | | |
| Law Enforcement | | 185.0 | 1,193.9 | 22.3 | | | 217.8 | | 810.5 | 314.7 | 39.7 | 1,835.5 | | 1,362.4 |
| Comm.Fire Prot. | | | | | | | | | | | | | | |
| Other, Pub. Safety & Just. | | | | | | | | | | | | | | |
| *PUBLIC SAFETY & JUSTICE* | | 273.5 | 1,193.9 | 22.3 | 58.9 | | 319.9 | | 810.5 | 421.9 | 58.0 | 1,835.5 | | 1,362.4 |
| Adult Voc Trng. | | 34.5 | | 2.3 | 63.4 | | 12.1 | 41.4 | | 34.0 | 17.5 | | | |
| Employ. Asst.(D.E.) | | | | | | | 10.1 | 25.3 | | | | | | |
| Economic Development | | | | | | 15.2 | | | | | | | 50.2 | |
| Other, Economic Dev. | | | | | | | | | | | | | | |
| *COMMUNITY DEVELOPMENT* | | 34.5 | | 2.3 | 63.4 | 15.2 | 22.2 | 66.7 | | 34.0 | 17.5 | | 50.2 | |
| Nat. Resources, Gen. | | | | | | | | | | 17.8 | | | | 49.5 |
| Agriculture | | | 209.3 | | | 98.5 | | | 72.3 | | 30.9 | | | 199.1 |
| Agric.Extension | | | | | | | | | | | | | | |
| Forestry | | | 224.3 | | | | | | | | | | | 80.9 |
| Water Resources | | | | | | | | | | | | | | |
| Wildlife & Parks | | | | | | | | | | | | | | |
| Minerals and Mining | | | 0.0 | | | | | | | | | | | |
| Other, Resources Mgmt. | | | | | | | | | | | | | | |
| *RESOURCES MANAGEMENT* | | | 433.6 | | | 98.5 | | | 72.3 | 17.8 | 30.9 | | | 309.5 |
| Trust Svcs., Gen. | | | | | | | | | | | | | | |
| Other Rights Protect. | | | | | | | | | | | | | | |
| Real Estate Services | | | 397.9 | | | 223.8 | | | 62.1 | | | | | 58.8 |
| Real Estate Appraisals | | | 0.0 | | | | | | | | | | | |
| Environ. Qual. Svc. | | | | | | | | | | | | | | |
| Other, Trust Services | | | | | | | | | | | | | | |
| *TRUST SERVICES* | | | 397.9 | | | 223.8 | | | 62.1 | | | | | 58.8 |
| Executive Direction | | | 122.0 | | | 74.7 | | | 135.8 | | | 100.0 | | 113.4 |
| Administrative Svcs. | | | 132.6 | | | 88.0 | | | 125.0 | | | 302.3 | | 147.8 |
| Safety Management | | | | | | | | | | | | | | |
| Common Support Services | | | | | | | | | | | | | | |
| *GENERAL ADMINISTRATION* | | | 254.6 | | | 162.7 | | | 260.8 | | | 402.3 | | 261.0 |
| ** GRAND TOTALS ** | 132.5 | 540.0 | 2,447.5 | 65.4 | 414.6 | 532.7 | 542.8 | 370.5 | 1,534.1 | 1,179.8 | 286.2 | 2,237.8 | 2,718.0 | 2,436.3 |

FY 1997 - PRESIDENT'S BUDGET REQUEST - TRIBAL PRIORITY ALLOCATIONS

| PHOENIX PROGRAM TITLE | YAVAPAI APACHE | HAVASUPAI | HUALAPAI | YAVAPAI PRESCOTT | TONTO APACHE | SOUTHERN PAIUTE | KAIBAB PAIUTE | LAS VEGAS | MOAPA | SAN JUAN PAIUTE | UTAH PAIUTE |
|--------------------------------------|-------------------|--------------|--------------|---------------------|-----------------|--------------------|------------------|--------------|--------------|--------------------|--------------|
| Community Svcs | | | | | | | | | | | |
| Aid to Tribal Govt | | | | | | 88.9 | | | | 109.5 | |
| Consol. Tr. Govt Pgm (CTGP) | 228.8 | 182.8 | 484.5 | 82.2 | 84.1 | | 121.7 | 131.1 | 100.0 | 198.7 | 552.0 |
| Self Governance | | | | | | | | | | | |
| New Tribes | | | | | | | | | | | |
| Other, Tribal Government | | | | | | | | | | | |
| *TRIBAL GOVERNMENT* | 228.8 | 182.8 | 484.5 | 82.2 | 84.1 | 88.9 | 121.7 | 131.1 | 100.0 | 308.2 | 552.0 |
| Svcs to Children, Elderly & Families | | | | | | | | | | 92.9 | |
| Indian Child Welfare Act | 43.8 | 45.0 | 54.9 | 24.6 | 31.0 | | 26.4 | 24.6 | 31.6 | (0.0) | |
| Other, Human Services | | | | | | | | | | | |
| *HUMAN SERVICES* | 43.8 | 45.0 | 54.9 | 24.6 | 31.0 | | 26.4 | 24.6 | 31.6 | 92.9 | |
| Scholarships | | | | | | | | | | | |
| Johnson O'Malley | | 2.0 | 36.4 | | 3.2 | | | | | | 18.3 |
| Adult Education | | | | | | | | | | | |
| Tr. Con. Comm. Colleges | | | | | | | | | | | |
| Other, Education | | | | | | | | | | | |
| *EDUCATION* | | 2.0 | 36.4 | | 3.2 | | | | | | 18.3 |
| Tribal Courts | | | | | | | | | | | |
| Law Enforcement | | | | | | 200.9 | (0.0) | | (0.0) | | |
| Comm. Fire Prot. | | | | | | | | | | | |
| Other, Pub. Safety & Just. | | | | | | | | | | | |
| *PUBLIC SAFETY & JUSTICE* | | | | | | 200.9 | (0.0) | | (0.0) | | |
| Adult Voc Tmg. | | | | | | | | | | | |
| Emply. Asst. (D.E.) | | | | | | | | | | | |
| Economic Development | | | | | | | | | | | |
| Other, Economic Dev. | | | | | | | | | | | |
| *COMMUNITY DEVELOPMENT* | | | | | | | | | | | |
| Net. Resources, Gen. | | | | | | | | | | | |
| Agriculture | | | | | | 90.2 | | | | | |
| Agric. Extension | | | | | | | | | | | |
| Forestry | | | | | | | | | | | |
| Water Resources | | | | | | | | | | | |
| Wildlife & Parks | | | | | | | | | | | |
| Minerals and Mining | | | | | | | | | | | |
| Other, Resources Mgmt. | | | | | | | | | | | |
| *RESOURCES MANAGEMENT* | | | | | | 90.2 | | | | | |
| Trust Svcs., Gen. | | | | | | | | | | | |
| Other Rights Protect. | | | | | | | | | | | |
| Real Estate Services | | | | | | 117.6 | | | | | |
| Real Estate Appraisals | | | | | | | | | | | |
| Environ. Qual. Svc. | | | | | | | | | | | |
| Other, Trust Services | | | | | | | | | | | |
| *TRUST SERVICES* | | | | | | 117.6 | | | | | |
| Executive Direction | | | | | | 113.1 | | | | | |
| Administrative Svcs. | | | | | | 51.8 | | | | | |
| Safety Management | | | | | | | | | | | |
| Common Support Services | | | | | | | | | | | |
| *GENERAL ADMINISTRATION* | | | | | | 164.7 | | | | | |
| ** GRAND TOTALS ** | 270.4 | 229.8 | 575.8 | 106.8 | 118.3 | 682.3 | 148.1 | 155.7 | 131.6 | 401.1 | 570.3 |

FY 1997 - PRESIDENT'S BUDGET REQUEST - TRIBAL PRIORITY ALLOCATIONS

| SACRAMENTO PROGRAM TITLE | SACRAMENTO AREA TOTAL | FIELD OPS | IONE MIWUK | PASKENTA | AUBURN | CENTRAL CAL AGENCY TOTAL | NORTHERN CAL AGENCY TOTAL | PALM SPRINGS FIELD STATION | AGUA CALIENTE | SOUTHERN CAL AGENCY TOTAL | KLAMATH FIELD OFFICE |
|--------------------------------------|-----------------------------|--------------|---------------|--------------|--------------|--------------------------------|---------------------------------|----------------------------------|------------------|---------------------------------|----------------------------|
| Community Svcs | | | | | | | | | | | |
| Aid to Tribal Govt | 7,223.3 | 195.5 | | | | 3,871.2 | 1,850.8 | 6.4 | 39.8 | 1,468.2 | 181.4 |
| Consol.Tr.Govt Pgm(CTGP) | 208.0 | | | | | 40.3 | 165.7 | | | | |
| Self Governance | (0.0) | | | | | | | | | | (0.0) |
| New Tribes | 500.0 | 23.0 | 170.0 | 137.0 | 170.0 | 0.0 | 0.0 | | | | |
| Other, Tribal Government | | | | | | | | | | | |
| *TRIBAL GOVERNMENT* | 7,929.3 | 218.5 | 170.0 | 137.0 | 170.0 | 3,711.5 | 1,816.5 | 6.4 | 39.8 | 1,468.2 | 181.4 |
| Svcs.to Children, Elderly & Families | 849.0 | 398.8 | | | | 150.2 | 150.0 | | | 150.0 | |
| Indian Child Welfare Act | 2,855.8 | | | | | 1,478.7 | 479.7 | | 29.4 | 870.0 | |
| Other, Human Services | 30.0 | | | | | | | | | 30.0 | |
| *HUMAN SERVICES* | 3,734.7 | 398.8 | | | | 1,528.9 | 629.7 | | 29.4 | 1,050.0 | |
| Scholarships | 518.0 | | | | | 381.7 | 36.3 | | | 100.0 | |
| Johnson O'Malley | 279.8 | | | | | 184.8 | 32.3 | | | 62.7 | |
| Adult Education | 220.2 | | | | | 120.2 | | | | 100.0 | |
| Tr.Con.Comm.Colleges | | | | | | | | | | | |
| Other, Education | 7.0 | | | | | | | | | 7.0 | |
| *EDUCATION* | 1,025.0 | | | | | 686.7 | 68.6 | | | 269.7 | |
| Tribal Courts | | | | | | | | | | | |
| Law Enforcement | 456.1 | | | | | 37.4 | | | | 70.0 | 348.7 |
| Comm.Fire Prot. | 227.6 | | | | | 54.5 | 16.7 | | | 156.4 | |
| Other, Pub. Safety & Just. | | | | | | | | | | | |
| *PUBLIC SAFETY & JUSTICE* | 683.7 | | | | | 91.9 | 16.7 | | | 226.4 | 348.7 |
| Adult Voc Trng. | 748.2 | | | | | 585.4 | 72.8 | | | 90.0 | |
| Employ. Asst.(D.E.) | 59.9 | | | | | 59.9 | | | | | |
| Economic Development | 91.0 | 83.6 | | | | | | | | 7.4 | |
| Other, Economic Dev. | | | | | | | | | | | |
| *COMMUNITY DEVELOPMENT* | 899.1 | 83.6 | | | | 645.3 | 72.8 | | | 97.4 | |
| Nat. Resources, Gen. | 42.4 | | | | | 32.5 | 9.9 | | | | |
| Agriculture | 170.3 | | | | | 104.1 | 39.2 | | | 27.0 | |
| Agric.Extension | | | | | | | | | | | |
| Forestry | 321.6 | | | | | 161.6 | 101.0 | | | 59.0 | |
| Water Resources | 161.0 | | | | | | | | | 161.0 | |
| Wildlife & Parks | 40.8 | | | | | 12.5 | 0.3 | | | 28.0 | (0.0) |
| Minerals and Mining | | | | | | | | | | | |
| Other, Resources Mgmt. | | | | | | | | | | | |
| *RESOURCES MANAGEMENT* | 736.1 | | | | | 310.7 | 150.4 | | | 275.0 | (0.0) |
| Trust Svcs, Gen. | | | | | | | | | | | |
| Other Rights Protect. | 214.0 | 76.9 | | | | 22.8 | 56.8 | | | 57.5 | |
| Real Estate Services | 1,089.3 | | | | | 245.0 | 141.4 | 493.9 | | 209.0 | |
| Real Estate Appraisals | 221.6 | 92.7 | | | | | 0.6 | 128.5 | | | |
| Environ. Qual. Svc. | 170.7 | 85.2 | | | | 12.5 | | | | 73.0 | |
| Other, Trust Services | | | | | | | | | | | |
| *TRUST SERVICES* | 1,895.8 | 254.8 | | | | 280.3 | 198.8 | 622.4 | | 339.5 | |
| Executive Direction | 470.6 | | | | | 114.8 | 102.5 | 128.2 | | 125.1 | |
| Administrative Svcs. | 498.4 | 1.3 | | | | 138.9 | 101.7 | 71.1 | | 185.4 | |
| Safety Management | | | | | | | | | | | |
| Common Support Services | | | | | | | | | | | |
| *GENERAL ADMINISTRATION* | 969.0 | 1.3 | | | | 253.7 | 204.2 | 199.3 | | 310.5 | |
| ** GRAND TOTAL ** | 17,872.7 | 957.0 | 170.0 | 137.0 | 170.0 | 7,607.0 | 3,157.7 | 626.1 | 69.2 | 4,036.7 | 540.1 |

FY 1997 - PRESIDENT'S BUDGET REQUEST - TRIBAL PRIORITY ALLOCATIONS

| CENTRAL CALIFORNIA | CENTRAL CALIFORNIA | CENTRAL CALIFORNIA | SCOTTS VALLEY | BERRY CREEK | GUIDVILLE | BIG SANDY | BIG VALLEY | BUENA VISTA | LYTTON | COLD SPRINGS | COLUSA | CORTINA | CLOVERDALE |
|--------------------------------------|--------------------|--------------------|---------------|-------------|-------------|-------------|--------------|--------------|-------------|--------------|-------------|-------------|--------------|
| PROGRAM TITLE | TOTAL | AGENCY | | | | | | | | | | | |
| Community Svcs | | | | | | | | | | | | | |
| Aid to Tribal Govt | 3,871.2 | 2,088.9 | 5.2 | | 2.0 | 2.0 | 111.2 | 111.2 | 2.0 | 2.0 | 3.8 | 2.0 | 110.9 |
| Consol.Tr.Govt Pgm(CTGP) | 40.3 | | | | | | | | | | | | |
| Self Governance | | | | | | | | | | | | | |
| New Tribes | 0.0 | | | | | | | | | | | | |
| Other, Tribal Government | | | | | | | (0.0) | 0.0 | | | | | |
| *TRIBAL GOVERNMENT* | 3,711.5 | 2,088.9 | 5.2 | | 2.0 | 2.0 | 111.2 | 111.2 | 2.0 | 2.0 | 3.8 | 2.0 | 110.9 |
| Svcs.to Children, Elderly & Families | 150.2 | 150.2 | | | | | | | | | | | |
| Indian Child Welfare Act | 1,476.7 | 129.7 | 29.4 | 31.4 | 29.4 | 29.4 | 29.4 | 29.4 | 29.4 | 29.4 | 29.4 | 29.4 | 29.7 |
| Other, Human Services | | | | | | | | | | | | | |
| *HUMAN SERVICES* | 1,626.9 | 279.9 | 29.4 | 31.4 | 29.4 | 29.4 | 29.4 | 29.4 | 29.4 | 29.4 | 29.4 | 29.4 | 29.7 |
| Scholarships | 381.7 | 355.6 | | | | | | | | | | | |
| Johnson O'Malley | 184.8 | | | | 38.9 | | 13.1 | | | | | | |
| Adult Education | 120.2 | 99.6 | | | | | | | | | | | |
| Tr. Coh. Comm. Colleges | | | | | | | | | | | | | |
| Other, Education | | | | | | | | | | | | | |
| *EDUCATION* | 686.7 | 455.2 | | | 38.9 | | 13.1 | | | | | | |
| Tribal Courts | | | | | | | | | | | | | |
| Law Enforcement | 37.4 | 37.4 | | | | | | | | | | | |
| Comm. Fire Prot. | 54.5 | 37.5 | | | | | | | | | | | |
| Other, Pub. Safety & Just. | | | | | | | | | | | | | |
| *PUBLIC SAFETY & JUSTICE* | 91.9 | 74.9 | | | | | | | | | | | |
| Adult Voc Trng. | 585.4 | 585.4 | | | | | | | | | | | |
| Employ. Asst.(D.E.) | 59.9 | 59.9 | | | | | | | | | | | |
| Economic Development | | | | | | | | | | | | | |
| Other, Economic Dev. | | | | | | | | | | | | | |
| *COMMUNITY DEVELOPMENT* | 645.3 | 645.3 | | | | | | | | | | | |
| Nat. Resources, Gen. | 32.5 | 32.5 | | | | | | | | | | | |
| Agriculture | 104.1 | 99.1 | | | | | | | | | | | |
| Agric. Extension | | | | | | | | | | | | | |
| Forestry | 161.6 | 108.5 | | | | | | | | | | | |
| Water Resources | | | | | | | | | | | | | |
| Wildlife & Parks | 12.5 | 9.2 | | | | | | | | | | | |
| Minerals and Mining | | | | | | | | | | | | | |
| Other, Resources Mgmt. | | | | | | | | | | | | | |
| *RESOURCES MANAGEMENT* | 310.7 | 249.3 | | | | | | | | | | | |
| Trust Svcs., Gen. | | | | | | | | | | | | | |
| Other Rights Protect. | 22.8 | 14.4 | | | | | | | | | | | |
| Real Estate Services | 245.0 | 240.2 | | | | | | | | | | | |
| Real Estate Appraisals | | | | | | | | | | | | | |
| Environ. Qual. Svc. | 12.5 | 12.5 | | | | | | | | | | | |
| Other, Trust Services | | | | | | | | | | | | | |
| *TRUST SERVICES* | 280.3 | 267.1 | | | | | | | | | | | |
| Executive Direction | 114.8 | 114.8 | | | | | | | | | | | |
| Administrative Svcs. | 138.9 | 138.9 | | | | | | | | | | | |
| Safety Management | | | | | | | | | | | | | |
| Common Support Services | | | | | | | | | | | | | |
| *GENERAL ADMINISTRATION* | 253.7 | 253.7 | | | | | | | | | | | |
| ** GRAND TOTAL ** | 7,607.0 | 4,314.3 | 34.8 | 31.4 | 70.3 | 31.4 | 153.7 | 140.8 | 31.4 | 31.4 | 33.2 | 31.4 | 140.8 |

FY 1997 - PRESIDENT'S BUDGET REQUEST - TRIBAL PRIORITY ALLOCATIONS

| CENTRAL CALIFORNIA | ROBINSON | DRY CREEK | ENTERPRISE | GRINDSTONE | BENTON | HOPLAND | JACKSON | CHICKEN RANCH | CAHTO | FORT INDEPENDENCE | MANCHESTER | MIDDLETON | BIG PINE |
|--------------------------------------|----------|-----------|------------|------------|--------|---------|---------|---------------|-------|-------------------|------------|-----------|----------|
| Community Svcs | | | | | | | | | | | | | |
| Aid to Tribal Govt | 2.0 | 2.0 | 31.4 | 2.0 | 16.7 | 2.0 | 2.0 | 111.2 | 3.0 | 21.4 | 2.0 | 2.0 | 2.0 |
| Consol.Tr.Govt Pgm(CTGP) | | | | | | | | | | | | | |
| Self.Governance | | | | | | | | | | | | | |
| New Tribes | | | | | | | | (0.0) | | | | | |
| Other, Tribal Government | | | | | | | | | | | | | |
| *TRIBAL GOVERNMENT* | 2.0 | 2.0 | 31.4 | 2.0 | 16.7 | 2.0 | 2.0 | 111.2 | 3.0 | 21.4 | 2.0 | 2.0 | 2.0 |
| Svcs to Children, Elderly & Families | | | | | | | | | | | | | |
| Indian Child Welfare Act | 29.4 | 29.4 | (0.0) | 29.4 | 14.7 | 29.4 | 29.4 | 29.4 | 44.9 | 10.0 | 29.4 | 29.4 | 29.4 |
| Other, Human Services | | | | | | | | | | | | | |
| *HUMAN SERVICES* | 29.4 | 29.4 | (0.0) | 29.4 | 14.7 | 29.4 | 29.4 | 29.4 | 44.9 | 10.0 | 29.4 | 29.4 | 29.4 |
| Scholarships | | | | | | | | | | | | | |
| Johnson O'Malley | | | | | | 13.9 | | | 4.8 | | | | 13.1 |
| Adult Education | | | | | | | | | | | | | |
| Tr.Con.Comm.Colleges | | | | | | | | | | | | | |
| Other, Education | | | | | | | | | | | | | |
| *EDUCATION* | | | | | | 13.9 | | | 4.8 | | | | 13.1 |
| Tribal Courts | | | | | | | | | | | | | |
| Law Enforcement | | | | | | | | | | | | | |
| Comm Fire Prot. | | | | | | | | | | | | | |
| Other, Pub. Safety & Just. | | | | | | | | | | | | | |
| *PUBLIC SAFETY & JUSTICE* | | | | | | | | | | | | | |
| Adult Voc Trng. | | | | | | | | | | | | | |
| Employ. Asst.(D.E.) | | | | | | | | | | | | | |
| Economic Development | | | | | | | | | | | | | |
| Other, Economic Dev. | | | | | | | | | | | | | |
| *COMMUNITY DEVELOPMENT* | | | | | | | | | | | | | |
| Net. Resources, Gen. | | | | | | | | | | | | | |
| Agriculture | | | | | | | | | | | | | |
| Agric. Extension | | | | | | | | | | | | | |
| Forestry | | | | | | | | | | | | | |
| Water Resources | | | | | | | | | | | | | |
| Wildlife & Parks | | | | | | | | | | | | | |
| Minerals and Mining | | | | | | | | | | | | | |
| Other, Resources Mgmt. | | | | | | | | | | | | | |
| *RESOURCES MANAGEMENT* | | | | | | | | | | | | | |
| Trust Svcs., Gen. | | | | | | | | | | | | | |
| Other Rights Protect. | | | | | | | | | | | | | |
| Real Estate Services | | | | | | | | | | | | | |
| Real Estate Appraisals | | | | | | | | | | | | | |
| Environ. Qual. Svc. | | | | | | | | | | | | | |
| Other, Trust Services | | | | | | | | | | | | | |
| *TRUST SERVICES* | | | | | | | | | | | | | |
| Executive Direction | | | | | | | | | | | | | |
| Administrative Svcs. | | | | | | | | | | | | | |
| Safety Management | | | | | | | | | | | | | |
| Common Support Services | | | | | | | | | | | | | |
| *GENERAL ADMINISTRATION* | | | | | | | | | | | | | |
| ** GRAND TOTAL ** | 31.4 | 31.4 | 31.4 | 31.4 | 31.4 | 45.3 | 31.4 | 140.6 | 52.7 | 31.4 | 31.4 | 31.4 | 44.5 |

FY 1997 - PRESIDENT'S BUDGET REQUEST - TRIBAL PRIORITY ALLOCATIONS

| CENTRAL CALIFORNIA | CHOOPTA | NORTH FORK | PICAYUNE | PINOLEVILLE | POTTER VALLEY | REDWOOD VALLEY | ROUND VALLEY | RUMSEY | SANTA ROSA | GREENVILLE | SHINGLE SPRINGS | STEWARTS POINT | BISHOP |
|--------------------------------------|--------------|--------------|--------------|--------------|---------------|----------------|--------------|-------------|-------------|--------------|-----------------|----------------|-------------|
| Community Svcs | | | | | | | | | | | | | |
| Aid to Tribal Govt | 31.4 | 111.2 | 112.2 | 102.3 | 111.2 | 111.2 | 10.0 | 2.0 | 2.0 | 111.2 | 2.0 | 2.0 | 10.0 |
| Consol.Tr.Govt Pgm(CTGP) | | | | 38.3 | | | | | | | | | |
| Self Governance | | | | | | | | | | | | | |
| New Tribes | | (0.0) | (0.0) | (0.0) | 0.0 | (0.0) | | | | | | | |
| Other, Tribal Government | | | | | | | | | | 0.0 | | | |
| *TRIBAL GOVERNMENT* | 31.4 | 111.2 | 112.2 | 140.6 | 111.2 | 111.2 | 10.0 | 2.0 | 2.0 | 111.2 | 2.0 | 2.0 | 10.0 |
| Svcs.to Children, Elderly & Families | | | | | | | | | | | | | |
| Indian Child Welfare Act | (0.0) | 29.4 | 44.9 | (0.0) | 29.4 | 29.4 | 37.5 | 29.4 | 29.4 | 29.4 | 29.4 | 29.4 | 37.5 |
| Other, Human Services | | | | | | | | | | | | | |
| *HUMAN SERVICES* | (0.0) | 29.4 | 44.9 | (0.0) | 29.4 | 29.4 | 37.5 | 29.4 | 29.4 | 29.4 | 29.4 | 29.4 | 37.5 |
| Scholarships | | | | | | | | | | | | | |
| Johnson O'Malley | | | | | | 5.0 | | | | 3.5 | | | |
| Adult Education | | | | | | | | | | | | | 33.5 |
| Tr.Con.Comm.Colleges | | | | | | | | | | | | | |
| Other, Education | | | | | | | | | | | | | |
| *EDUCATION* | | | | | | 5.0 | | | | 3.5 | | | 33.5 |
| Tribal Courts | | | | | | | | | | | | | |
| Law Enforcement | | | | | | | | | | | | | |
| Comm.Fire Prot. | | | | | | | | | | | | | |
| Other, Pub. Safety & Just. | | | | | | | | | | | | | |
| *PUBLIC SAFETY & JUSTICE* | | | | | | | | | | | | | |
| Adult Voc Trng. | | | | | | | | | | | | | |
| Emply. Asst.(D.E.) | | | | | | | | | | | | | |
| Economic Development | | | | | | | | | | | | | |
| Other, Economic Dev. | | | | | | | | | | | | | |
| *COMMUNITY DEVELOPMENT* | | | | | | | | | | | | | |
| Nat. Resources, Gen. | | | | | | | | | | | | | |
| Agriculture | | | | | | | | | | | | | |
| Agric.Extension | | | | | | | | | | | | | |
| Forestry | | | | | | | | | | | | | |
| Water Resources | | | | | | | | | | | | | |
| Wildlife & Parks | | | | | | | | | | | | | |
| Minerals and Mining | | | | | | | | | | | | | |
| Other, Resources Mgmt. | | | | | | | | | | | | | |
| *RESOURCES MANAGEMENT* | | | | | | | | | | | | | |
| Trust Svcs., Gen. | | | | | | | | | | | | | |
| Other Rights Protect. | | | | | | | | | | | | | |
| Real Estate Services | | | | | | | | | | | | | |
| Real Estate Appraisals | | | | | | | | | | | | | |
| Environ. Qual. Svc. | | | | | | | | | | | | | |
| Other, Trust Services | | | | | | | | | | | | | |
| *TRUST SERVICES* | | | | | | | | | | | | | |
| Executive Direction | | | | | | | | | | | | | |
| Administrative Svcs. | | | | | | | | | | | | | |
| Safety Management | | | | | | | | | | | | | |
| Common Support Services | | | | | | | | | | | | | |
| *GENERAL ADMINISTRATION* | | | | | | | | | | | | | |
| ** GRAND TOTAL ** | 31.4 | 140.6 | 157.1 | 140.6 | 140.6 | 145.8 | 47.5 | 31.4 | 31.4 | 144.1 | 31.4 | 31.4 | 81.0 |

FY 1997 - PRESIDENT'S BUDGET REQUEST - TRIBAL PRIORITY ALLOCATIONS

| CENTRAL CALIFORNIA | TABLE MOUNTAIN | TULE RIVER | LONE PINE | MOORETOWN | SHERWOOD VALLEY | ELEM INDIAN COLONY | TUOLUMNE | UPPER LAKE | CÓYOTE VALLEY | BRIDGEPORT PAIUTE | DEATH VALLEY TIMBI-SHA SHOSHONE | CHICO RANCHERIA | COVELO IND. COMMUNITY |
|---------------------------------------|----------------|--------------|-------------|--------------|-----------------|--------------------|-------------|-------------|---------------|-------------------|---------------------------------|-----------------|-----------------------|
| Community Svcs | | | | | | | | | | | | | |
| Aid to Tribal Govt | 2.0 | 168.7 | 2.0 | 112.2 | 2.0 | 2.0 | 2.0 | 2.0 | 2.0 | 16.7 | | | |
| Consol. Tr. Govt Prgm (CTGP) | | | | | | | | | | | 2.0 | | |
| Self Governance | | | | | | | | | | | | | |
| New Tribes | | | | 0.0 | | | | | | | | | |
| Other, Tribal Government | | | | | | | | | | | | | |
| *TRIBAL GOVERNMENT* | 2.0 | 168.7 | 2.0 | 112.2 | 2.0 | 2.0 | 2.0 | 2.0 | 2.0 | 16.7 | 2.0 | | |
| Svcs. to Children, Elderly & Families | | | | | | | | | | | | | |
| Indian Child Welfare Act | 29.4 | 37.5 | 29.4 | 44.9 | 29.4 | 29.4 | 29.4 | 29.4 | 29.4 | 14.7 | 29.4 | | |
| Other, Human Services | | | | | | | | | | | | | |
| *HUMAN SERVICES* | 29.4 | 37.5 | 29.4 | 44.9 | 29.4 | 29.4 | 29.4 | 29.4 | 29.4 | 14.7 | 29.4 | | |
| Scholarships | | 26.1 | | | | | | | | | | | |
| Johnson O'Malley | | 17.7 | | | 9.3 | | | | 6.7 | | | 0.8 | 24.5 |
| Adult Education | | 20.6 | | | | | | | | | | | |
| Tr. Con. Comm. Colleges | | | | | | | | | | | | | |
| Other, Education | | | | | | | | | | | | | |
| *EDUCATION* | | 64.4 | | | 9.3 | | | | 6.7 | | | 0.8 | 24.5 |
| Tribal Courts | | | | | | | | | | | | | |
| Law Enforcement | | | | | | | | | | | | | |
| Comm. Fire Prot. | | 17.0 | | | | | | | | | | | |
| Other, Pub. Safety & Just. | | | | | | | | | | | | | |
| *PUBLIC SAFETY & JUSTICE* | | 17.0 | | | | | | | | | | | |
| Adult Voc Trng. | | | | | | | | | | | | | |
| Emply. Asst. (D.E.) | | | | | | | | | | | | | |
| Economic Development | | | | | | | | | | | | | |
| Other, Economic Dev. | | | | | | | | | | | | | |
| *COMMUNITY DEVELOPMENT* | | | | | | | | | | | | | |
| Nat. Resources, Gen. | | | | | | | | | | | | | |
| Agriculture | | 5.0 | | | | | | | | | | | |
| Agric. Extension | | | | | | | | | | | | | |
| Forestry | | 53.1 | | | | | | | | | | | |
| Water Resources | | | | | | | | | | | | | |
| Wildlife & Parks | | 3.3 | | | | | | | | | | | |
| Minerals and Mining | | | | | | | | | | | | | |
| Other, Resources Mgmt. | | | | | | | | | | | | | |
| *RESOURCES MANAGEMENT* | | 61.4 | | | | | | | | | | | |
| Trust Svcs., Gen. | | | | | | | | | | | | | |
| Other Rights Protect. | | 8.4 | | | | | | | | | | | |
| Real Estate Services | | 4.8 | | | | | | | | | | | |
| Real Estate Appraisals | | | | | | | | | | | | | |
| Environ. Qual. Svc. | | | | | | | | | | | | | |
| Other, Trust Services | | | | | | | | | | | | | |
| *TRUST SERVICES* | | 13.2 | | | | | | | | | | | |
| Executive Direction | | | | | | | | | | | | | |
| Administrative Svcs. | | | | | | | | | | | | | |
| Safety Management | | | | | | | | | | | | | |
| Common Support Services | | | | | | | | | | | | | |
| *GENERAL ADMINISTRATION* | | | | | | | | | | | | | |
| ** GRAND TOTAL ** | 31.4 | 362.2 | 31.4 | 157.1 | 40.7 | 31.4 | 31.4 | 31.4 | 38.1 | 31.4 | 31.4 | 0.8 | 24.5 |

FY 1997 - PRESIDENT'S BUDGET REQUEST - TRIBAL PRIORITY ALLOCATIONS

| NORTHERN CALIFORNIA PROGRAM TITLE | NORTHERN CALIFORNIA TOTAL | NORTHERN CALIFORNIA AGENCY | ALTURAS | FORT BIDWELL | PIT RIVER | SUSANVILLE | BIG LAGOON | RESIGHINI | BLUE LAKE | ELK VALLEY | ROHNERVILLE | QUARTZ VALLEY | SMITH RIVER |
|---------------------------------------|---------------------------|----------------------------|-------------|--------------|-------------|-------------|-------------|-------------|--------------|--------------|--------------|---------------|--------------|
| Community Svcs | | | | | | | | | | | | | |
| Aid to Tribal Govt | 1,650.8 | 1,082.8 | | | | | | | | | | | |
| Consol. Tr. Govt Pgm (CTGP) | 165.7 | | | | | | | | 119.3 | 111.2 | 115.1 | 111.2 | 111.2 |
| Self Governance | | | | | | | | | 78.8 | | 89.1 | | |
| New Tribes | 0.0 | | | | | | | | | | | | |
| Other, Tribal Government | | | | | | | | | 0.0 | 0.0 | 0.0 | 0.0 | 0.0 |
| *TRIBAL GOVERNMENT* | 1,816.5 | 1,082.8 | | | | | | | 198.1 | 111.2 | 204.2 | 111.2 | 111.2 |
| Svcs. to Children, Elderly & Families | 150.0 | 150.0 | | | | | | | | | | | |
| Indian Child Welfare Act | 479.7 | | 31.4 | 31.1 | 58.0 | 47.9 | 31.4 | 31.4 | 38.7 | 29.4 | 29.4 | 29.4 | 29.4 |
| Other, Human Services | | | | | | | | | | | | | |
| *HUMAN SERVICES* | 629.7 | 150.0 | 31.4 | 31.1 | 58.0 | 47.9 | 31.4 | 31.4 | 38.7 | 29.4 | 29.4 | 29.4 | 29.4 |
| Scholarships | 36.3 | 36.3 | | | | | | | | | | | |
| Johnson O'Malley | 32.3 | | | 2.7 | | 6.0 | | | 1.3 | | | 11.2 | |
| Adult Education | | | | | | | | | | | | | |
| Tr. Con. Comm. Colleges | | | | | | | | | | | | | |
| Other, Education | | | | | | | | | | | | | |
| *EDUCATION* | 68.6 | 36.3 | | 2.7 | | 6.0 | | | 1.3 | | | 11.2 | |
| Tribal Courts | | | | | | | | | | | | | |
| Law Enforcement | | | | | | | | | | | | | |
| Comm. Fire Prot. | 16.7 | 16.7 | | | | | | | | | | | |
| Other, Pub. Safety & Just. | | | | | | | | | | | | | |
| *PUBLIC SAFETY & JUSTICE* | 16.7 | 16.7 | | | | | | | | | | | |
| Adult Voc Trng. | 72.8 | 72.8 | | | | | | | | | | | |
| Employ. Asst. (D.E.) | | | | | | | | | | | | | |
| Economic Development | | | | | | | | | | | | | |
| Other, Economic Dev. | | | | | | | | | | | | | |
| *COMMUNITY DEVELOPMENT* | 72.8 | 72.8 | | | | | | | | | | | |
| Nat. Resources, Gen. | 9.9 | 9.9 | | | | | | | | | | | |
| Agriculture | 39.2 | 39.2 | | | | | | | | | | | |
| Agric. Extension | | | | | | | | | | | | | |
| Forestry | 101.0 | 101.0 | | | | | | | | | | | |
| Water Resources | | | | | | | | | | | | | |
| Wildlife & Parks | 0.3 | 0.3 | | | | | | | | | | | |
| Minerals and Mining | | | | | | | | | | | | | |
| Other, Resources Mgmt. | | | | | | | | | | | | | |
| *RESOURCES MANAGEMENT* | 150.4 | 150.4 | | | | | | | | | | | |
| Trust Svcs., Gen. | | | | | | | | | | | | | |
| Other Rights Protect. | 56.8 | 56.8 | | | | | | | | | | | |
| Real Estate Services | 141.4 | 140.7 | | | | | | | 0.3 | | 0.4 | | |
| Real Estate Appraisals | 0.6 | 0.6 | | | | | | | | | | | |
| Environ. Qual. Svc. | | | | | | | | | | | | | |
| Other, Trust Services | | | | | | | | | | | | | |
| *TRUST SERVICES* | 198.8 | 198.1 | | | | | | | 0.3 | | 0.4 | | |
| Executive Direction | 102.5 | 102.5 | | | | | | | | | | | |
| Administrative Svcs. | 101.7 | 101.7 | | | | | | | | | | | |
| Safety Management | | | | | | | | | | | | | |
| Common Support Services | | | | | | | | | | | | | |
| *GENERAL ADMINISTRATION* | 204.2 | 204.2 | | | | | | | | | | | |
| ** GRAND TOTAL ** | 3,157.7 | 1,911.3 | 31.4 | 33.8 | 58.0 | 53.9 | 31.4 | 31.4 | 234.2 | 140.8 | 234.0 | 151.8 | 140.8 |

| NORTHERN CALIFORNIA | | | |
|--------------------------------------|--------------------|-----------------|-------------------|
| PROGRAM TITLE | TABLE BLUFF | TRINIDAD | CEDARVILLE |
| Community Svcs | | | |
| Aid to Tribal Govt | | | |
| Consol. Tr. Govt Pgm(CTGP) | | | |
| Self Governance | | | |
| New Tribes | | | |
| Other, Tribal Government | | | |
| *TRIBAL GOVERNMENT* | | | |
| Svcs to Children, Elderly & Families | | | |
| Indian Child Welfare Act | 31.4 | 31.4 | 31.4 |
| Other, Human Services | | | |
| *HUMAN SERVICES* | 31.4 | 31.4 | 31.4 |
| Scholarships | | | |
| Johnson O'Malley | 6.2 | 4.9 | |
| Adult Education | | | |
| Tr. Con. Comm. Colleges | | | |
| Other, Education | | | |
| *EDUCATION* | 6.2 | 4.9 | |
| Tribal Courts | | | |
| Law Enforcement | | | |
| Comm. Fire Prot. | | | |
| Other, Pub. Safety & Just. | | | |
| *PUBLIC SAFETY & JUSTICE* | | | |
| Adult Voc Trng. | | | |
| Emply. Asst.(D.E.) | | | |
| Economic Development | | | |
| Other, Economic Dev. | | | |
| *COMMUNITY DEVELOPMENT* | | | |
| Nat. Resources, Gen. | | | |
| Agriculture | | | |
| Agric. Extension | | | |
| Forestry | | | |
| Water Resources | | | |
| Wildlife & Parks | | | |
| Minerals and Mining | | | |
| Other, Resources Mgmt. | | | |
| *RESOURCES MANAGEMENT* | | | |
| Trust Svcs., Gen. | | | |
| Other Rights Protect. | | | |
| Real Estate Services | | | |
| Real Estate Appraisals | | | |
| Environ. Qual. Svc. | | | |
| Other, Trust Services | | | |
| *TRUST SERVICES* | | | |
| Executive Direction | | | |
| Administrative Svcs. | | | |
| Safety Management | | | |
| Common Support Services | | | |
| *GENERAL ADMINISTRATION* | | | |
| ** GRAND TOTAL ** | 37.6 | 36.3 | 31.4 |

FY 1987 - PRESIDENT'S BUDGET REQUEST - TRIBAL PRIORITY ALLOCATIONS

| SOUTHERN CALIFORNIA PROGRAM TITLE | SOUTHERN CALIFORNIA TOTAL | SOUTHERN CALIFORNIA AGENCY | AUGUSTINE | CABAZON | CAHUILLA | CAMPO | CAPITAN GRANDE | BARONA | CUYAPAPE | NAJA | JAMUL | LA JOLLA | LA POSTA |
|--------------------------------------|---------------------------------|----------------------------------|-----------|---------|----------|-------|-------------------|--------|----------|------|-------|----------|----------|
| Community Svcs | | | | | | | | | | | | | |
| Aid to Tribal Govt | 1,488.2 | 1,250.5 | 31.4 | 31.4 | 31.4 | | | | | | | | |
| Consol.Tr.Govt Pgm(CTGP) | | | | | | | | | | | | | 21.4 |
| Self Governance | | | | | | | | | | | | | |
| New Tribes | | | | | | | | | | | | | |
| Other, Tribal Government | | | | | | | | | | | | | |
| *TRIBAL GOVERNMENT* | 1,488.2 | 1,250.5 | 31.4 | 31.4 | 31.4 | | | | | | | | 21.4 |
| Svcs.to Children, Elderly & Families | 150.0 | 150.0 | | | | | | | | | | | |
| Indian Child Welfare Act | 870.0 | (0.0) | 0.0 | 0.0 | 0.0 | 31.4 | 31.4 | 31.4 | 31.4 | 31.4 | 31.4 | 47.9 | 10.0 |
| Other, Human Services | 30.0 | 30.0 | | | | | | | | | | | |
| *HUMAN SERVICES* | 1,050.0 | 180.0 | 0.0 | 0.0 | 0.0 | 31.4 | 31.4 | 31.4 | 31.4 | 31.4 | 31.4 | 47.9 | 10.0 |
| Scholarships | 100.0 | 100.0 | | | | | | | | | | | |
| Johnson O'Malley | 62.7 | | | | | | | | | | | | |
| Adult Education | 100.0 | 100.0 | | | | 7.3 | | | | | | 10.4 | |
| Tr.Con.Comm.Colleges | | | | | | | | | | | | | |
| Other, Education | 7.0 | | | | | | | | | | | | |
| *EDUCATION* | 269.7 | 200.0 | | | | 7.3 | | | | | | 10.4 | |
| Tribal Courts | | | | | | | | | | | | | |
| Law Enforcement | 70.0 | 70.0 | | | | | | | | | | | |
| Comm.Fire Prot. | 156.4 | 143.0 | | | | | | | | | | | |
| Other, Pub. Safety & Just. | | | | | | | | | | | | | |
| *PUBLIC SAFETY & JUSTICE* | 226.4 | 213.0 | | | | | | | | | | | |
| Adult Voc Trng. | 90.0 | 90.0 | | | | | | | | | | | |
| Employ. Asst.(D.E.) | | | | | | | | | | | | | |
| Economic Development | 7.4 | | | | | | | | | | | | |
| Other, Economic Dev. | | | | | | | | | | | | | |
| *COMMUNITY DEVELOPMENT* | 97.4 | 90.0 | | | | | | | | | | | |
| Nat. Resources, Gen. | | | | | | | | | | | | | |
| Agriculture | 27.0 | 27.0 | | | | | | | | | | | |
| Agric.Extension | | | | | | | | | | | | | |
| Forestry | 59.0 | 59.0 | | | | | | | | | | | |
| Water Resources | 161.0 | 161.0 | | | | | | | | | | | |
| Wildlife and Parks | 28.0 | 28.0 | | | | | | | | | | | |
| Minerals and Mining | | | | | | | | | | | | | |
| Other, Resources Mgmt. | | | | | | | | | | | | | |
| *RESOURCES MANAGEMENT* | 275.0 | 275.0 | | | | | | | | | | | |
| Trust Svcs., Gen. | | | | | | | | | | | | | |
| Other Rights Protect. | 57.5 | 57.5 | | | | | | | | | | | |
| Real Estate Services | 209.0 | 209.0 | | | | | | | | | | | |
| Real Estate Appraisals | | | | | | | | | | | | | |
| Environ. Qual. Svc. | 73.0 | 73.0 | | | | | | | | | | | |
| Other, Trust Services | | | | | | | | | | | | | |
| *TRUST SERVICES* | 339.5 | 339.5 | | | | | | | | | | | |
| Executive Direction | 125.1 | 125.1 | | | | | | | | | | | |
| Administrative Svcs. | 185.4 | 185.4 | | | | | | | | | | | |
| Safety Management | | | | | | | | | | | | | |
| Common Support Services | | | | | | | | | | | | | |
| *GENERAL ADMINISTRATION* | 310.5 | 310.5 | | | | | | | | | | | |
| ** GRAND TOTALS ** | 4,038.7 | 2,856.5 | 31.4 | 31.4 | 31.4 | 36.7 | 31.4 | 31.4 | 31.4 | 31.4 | 31.4 | 58.3 | 31.4 |

FY 1987 - PRESIDENT'S BUDGET REQUEST - TRIBAL PRIORITY ALLOCATIONS

| SOUTHERN CALIFORNIA | LOS COYOTES | MANZANITA | MESA GRANDE | MORONGO | PALA | PAUMA | PECHANGA | RINCON | SAN MANUEL | SAN PASQUAL | SANTA ROSA | SANTA YNEZ | SANTA YSABEL |
|---------------------------------------|-------------|-----------|-------------|---------|------|-------|----------|--------|------------|-------------|------------|------------|--------------|
| Community Svcs | | | | | | | | | | | | | |
| Aid to Tribal Govt | | | 35.3 | | | 8.9 | | | 0.0 | | 6.4 | | |
| Consol. Tr. Govt Pgm(CTGP) | | | | | | | | | | | | | |
| Self Governance | | | | | | | | | | | | | |
| New Tribes | | | | | | | | | | | | | |
| Other, Tribal Government | | | | | | | | | | | | | |
| *TRIBAL GOVERNMENT* | | | 35.3 | | | 8.9 | | | 0.0 | | 6.4 | | |
| Svcs. to Children, Elderly & Families | | | | | | | | | | | | | |
| Indian Child Welfare Act | 31.4 | 31.4 | 14.4 | 47.5 | 47.5 | 29.4 | 47.5 | 47.9 | 45.9 | 31.4 | 31.8 | 31.4 | 47.5 |
| Other, Human Services | | | | | | | | | | | | | |
| *HUMAN SERVICES* | 31.4 | 31.4 | 14.4 | 47.5 | 47.5 | 29.4 | 47.5 | 47.9 | 45.9 | 31.4 | 31.8 | 31.4 | 47.5 |
| Scholarships | | | | | | | | | | | | | |
| Johnson O'Malley | | 2.6 | | 20.3 | | 8.1 | | | | | | 8.1 | |
| Adult Education | | | | | | | | | | | | | |
| Tr. Con. Comm. Colleges | | | | | | | | | | | | | |
| Other, Education | | | | | | | | | | | | | |
| *EDUCATION* | | 2.6 | | 20.3 | | 8.1 | | | | | | 8.1 | |
| Tribal Courts | | | | | | | | | | | | | |
| Law Enforcement | | | | | | | | | | | | | |
| Comm. Fire Prot. | | | | | | | | | | | | | |
| Other, Pub. Safety & Just. | | | | | | | | | | | | | |
| *PUBLIC SAFETY & JUSTICE* | | | | | | | | | | | | | |
| Adult Voc Trng. | | | | | | | | | | | | | |
| Emply. Asst.(D.E.) | | | | | | | | | | | | | |
| Economic Development | | | | | | | | | | | | | |
| Other, Economic Dev. | | | | | | | | | | | | | |
| *COMMUNITY DEVELOPMENT* | | | | | | | | | | | | | |
| Nat. Resources, Gen. | | | | | | | | | | | | | |
| Agriculture | | | | | | | | | | | | | |
| Agric. Extension | | | | | | | | | | | | | |
| Forestry | | | | | | | | | | | | | |
| Water Resources | | | | | | | | | | | | | |
| Wildlife and Parks | | | | | | | | | | | | | |
| Minerals and Mining | | | | | | | | | | | | | |
| Other, Resources Mgmt. | | | | | | | | | | | | | |
| *RESOURCES MANAGEMENT* | | | | | | | | | | | | | |
| Trust Svcs., Gen. | | | | | | | | | | | | | |
| Other Rights Protect. | | | | | | | | | | | | | |
| Real Estate Services | | | | | | | | | | | | | |
| Real Estate Appraisals | | | | | | | | | | | | | |
| Environ. Qual. Svc. | | | | | | | | | | | | | |
| Other, Trust Services | | | | | | | | | | | | | |
| *TRUST SERVICES* | | | | | | | | | | | | | |
| Executive Direction | | | | | | | | | | | | | |
| Administrative Svcs. | | | | | | | | | | | | | |
| Safety Management | | | | | | | | | | | | | |
| Common Support Services | | | | | | | | | | | | | |
| *GENERAL ADMINISTRATION* | | | | | | | | | | | | | |
| ** GRAND TOTALS ** | 31.4 | 34.0 | 49.7 | 87.6 | 47.5 | 46.4 | 47.5 | 47.9 | 45.9 | 31.4 | 36.2 | 39.5 | 47.5 |

FY 1997 - PRESIDENT'S BUDGET REQUEST - TRIBAL PRIORITY ALLOCATIONS

| SOUTHERN CALIFORNIA | SOBOBA | SYCUAN | TORRES-MARTINEZ | RAMONA | TWENTY NINE PALMS | VIEJAS |
|--------------------------------------|-------------|-------------|-----------------|-------------|-------------------|-------------|
| PROGRAM TITLE | | | | | | |
| Community Svcs | | | | | | |
| Aid to Tribal Govt | 32.8 | 0.0 | 1.8 | | 17.0 | |
| Consol.Tr.Govt Pgm(CTGP) | | | | | | |
| Self Governance | | | | | | |
| New Tribes | | | | | | |
| Other, Tribal Government | | | | | | |
| *TRIBAL GOVERNMENT* | 32.8 | 0.0 | 1.8 | | 17.0 | |
| Svcs to Children, Elderly & Families | | | | | | |
| Indian Child Welfare Act | 15.0 | 29.4 | 31.5 | 31.4 | 0.0 | 31.4 |
| Other, Human Services | | | | | | |
| *HUMAN SERVICES* | 15.0 | 29.4 | 31.5 | 31.4 | 0.0 | 31.4 |
| Scholarships | | | | | | |
| Johnson O'Malley | | | 5.9 | | | |
| Adult Education | | | | | | |
| Tr.Con.Comm.Colleges | | | | | | |
| Other, Education | | | | | 7.0 | |
| *EDUCATION* | | | 5.9 | | 7.0 | |
| Tribal Courts | | | | | | |
| Law Enforcement | | | | | | |
| Comm.Fire Prot. | | 13.4 | | | | |
| Other, Pub. Safety & Just. | | | | | | |
| *PUBLIC SAFETY & JUSTICE* | | 13.4 | | | | |
| Adult Voc Trng. | | | | | | |
| Emply. Asst.(D.E.) | | | | | | |
| Economic Development | | | | | 7.4 | |
| Other, Economic Dev. | | | | | | |
| *COMMUNITY DEVELOPMENT* | | | | | 7.4 | |
| Nat. Resources, Gen. | | | | | | |
| Agriculture | | | | | | |
| Agric.Extension | | | | | | |
| Forestry | | | | | | |
| Water Resources | | | | | | |
| Wildlife and Parks | | | | | | |
| Minerals and Mining | | | | | | |
| Other, Resources Mgmt. | | | | | | |
| *RESOURCES MANAGEMENT* | | | | | | |
| Trust Svcs., Gen. | | | | | | |
| Other Rights Protect. | | | | | | |
| Real Estate Services | | | | | | |
| Real Estate Appraisals | | | | | | |
| Environ. Qual. Svc. | | | | | | |
| Other, Trust Services | | | | | | |
| *TRUST SERVICES* | | | | | | |
| Executive Direction | | | | | | |
| Administrative Svcs. | | | | | | |
| Safety Management | | | | | | |
| Common Support Services | | | | | | |
| *GENERAL ADMINISTRATION* | | | | | | |
| ** GRAND TOTALS ** | 47.8 | 42.8 | 38.0 | 31.4 | 31.4 | 31.4 |

FY 1997 - PRESIDENT'S BUDGET REQUEST - TRIBAL PRIORITY ALLOCATIONS

| ALBUQUERQUE PROGRAM TITLE | ALBUQUERQUE AREA TOTAL | FIELD OPS | SOUTHERN PUEBLOS | ACOMA | COCHITI | ISLETA | JEMEZ | SANDIA | SAN FELIPE | SANTA ANA | SANTO DOMINGO | ZIA | YSLETA DEL SUR |
|---------------------------------------|------------------------------|--------------|---------------------|-------|---------|--------|-------|--------|---------------|--------------|------------------|-------|-------------------|
| Community Svcs | 226.0 | | | | | | | | | | | | |
| Aid to Tribal Govt | 2,483.0 | 102.1 | 287.5 | 98.8 | 55.9 | 161.8 | 118.1 | 148.0 | 69.5 | 33.0 | 158.8 | 59.4 | |
| Consol. Tr. Govt Pgm (CTGP) | 4,333.2 | | 16.5 | | | | | | | | | | 928.5 |
| Self Governance | | | | | | | | | | | | | |
| New Tribes | | | | | | | | | | | | | |
| Other, Tribal Government | 238.4 | | | | | | | | | | | | |
| *TRIBAL GOVERNMENT* | 7,280.6 | 102.1 | 304.0 | 98.8 | 55.9 | 161.8 | 118.1 | 148.0 | 69.5 | 33.0 | 158.8 | 59.4 | 928.5 |
| Svcs. to Children, Elderly & Families | 3,047.8 | 241.7 | 309.5 | 117.4 | | 101.1 | 53.9 | 10.3 | 84.8 | | 222.9 | 17.9 | |
| Indian Child Welfare Act | 1,130.9 | | | 74.7 | 44.8 | 64.8 | 54.7 | 29.3 | 57.0 | 44.8 | 64.7 | 44.8 | 44.8 |
| Other, Human Services | | | | | | | | | | | | | |
| *HUMAN SERVICES* | 4,178.7 | 241.7 | 309.5 | 192.1 | 44.8 | 165.9 | 108.6 | 39.8 | 151.8 | 44.8 | 287.8 | 62.7 | 44.8 |
| Scholarships | 2,158.7 | | 138.6 | 105.2 | | 105.8 | 59.8 | | 71.3 | | 129.3 | 28.7 | |
| Johnson O'Malley | 551.5 | | | 72.3 | 11.4 | | 19.7 | 6.0 | 31.5 | 18.4 | 77.5 | 7.0 | 19.7 |
| Adult Education | 440.9 | | | 14.5 | 15.6 | 14.0 | 14.1 | 14.0 | 14.0 | | 14.8 | 14.9 | |
| Tr. Con. Comm. Colleges | | | | | | | | | | | | | |
| Other, Education | 53.6 | | | | | | | | | | | | |
| *EDUCATION* | 3,204.7 | | 138.6 | 192.0 | 27.0 | 119.8 | 93.4 | 20.0 | 116.8 | 18.4 | 221.8 | 46.8 | 19.7 |
| Tribal Courts | 1,043.8 | 124.9 | (0.0) | 69.1 | 22.4 | 73.1 | 31.9 | 21.5 | 28.4 | 21.8 | 30.8 | 22.1 | |
| Law Enforcement | 5,733.8 | 227.7 | 837.8 | 328.8 | | 302.2 | | | | 55.5 | | | |
| Comm. Fire Prot. | 116.2 | | | | | | | | | | | | |
| Other, Pub. Safety & Just. | 412.5 | | 199.9 | | | | | | | | | | |
| *PUBLIC SAFETY & JUSTICE* | 7,306.3 | 352.6 | 1,037.5 | 397.9 | 22.4 | 375.3 | 31.9 | 21.5 | 28.4 | 77.3 | 30.8 | 22.1 | |
| Adult Voc Trng. | 615.5 | | 320.1 | | | | | | | | | | |
| Employ. Asst. (D.E.) | 125.8 | | | | | | | | | | | | |
| Economic Development | 408.4 | 61.6 | 121.3 | | | | | | | | | | |
| Other, Economic Dev. | | | | | | | | | | | | | |
| *COMMUNITY DEVELOPMENT* | 1,149.7 | 61.6 | 441.4 | | | | | | | | | | |
| Nat. Resources, Gen. | 463.8 | 373.4 | | | | | | | | | | | |
| Agriculture | 3,170.2 | (7.8) | 1,087.0 | | | | | | | | | | |
| Agric. Extension | 84.9 | | | | | | | | | | | | |
| Forestry | 2,166.3 | 299.2 | 119.7 | | | | | | | | | | |
| Water Resources | 128.4 | | | | | | | | | | | | |
| Wildlife & Parks | 435.2 | | | | | | | | | | | | |
| Minerals and Mining | 64.2 | 43.9 | | | | | | | | | | | |
| Other, Resources Mgmt. | | | | | | | | | | | | | |
| *RESOURCES MANAGEMENT* | 6,513.0 | 708.7 | 1,206.7 | | | | | | | | | | |
| Trust Svcs., Gen. | 317.9 | 317.9 | | | | | | | | | | | |
| Other Rights Protect. | 629.0 | 585.7 | | | | | | | | | | | |
| Real Estate Services | 1,164.9 | | 202.3 | | | | | | | | | | |
| Real Estate Appraisals | 1.4 | | | | | | | | | | | | |
| Environ. Qual. Svc. | | | | | | | | | | | | | |
| Other, Trust Services | | | | | | | | | | | | | |
| *TRUST SERVICES* | 2,113.2 | 903.6 | 202.3 | | | | | | | | | | |
| Executive Direction | 1,086.2 | | 165.3 | | | | | | | | | | |
| Administrative Svcs. | 1,449.7 | | 410.3 | | | | | | | | | | |
| Safety Management | | | | | | | | | | | | | |
| Common Support Services | | | | | | | | | | | | | |
| *GENERAL ADMINISTRATION* | 2,535.9 | | 575.6 | | | | | | | | | | |
| ** GRAND TOTALS ** | 34,262.1 | 2,370.3 | 4,215.6 | 660.6 | 150.1 | 622.6 | 352.0 | 227.1 | 366.3 | 173.5 | 698.6 | 192.6 | 693.8 |

FY 1997 - PRESIDENT'S BUDGET REQUEST - TRIBAL PRIORITY ALLOCATIONS

| ALBUQUERQUE PROGRAM TITLE | LAGUNA | NORTHERN PUEBLOS | NAMBE | PICURIS | POJOAQUE | SAN ILDEFONSO | SAN JUAN PUEBLO | TAOS | TEBUQUE | SOUTHERN UTE | UTE MOUNTAIN UTE | JICARILLA | MESCALERO |
|--------------------------------------|---------|---------------------|-------|---------|----------|------------------|--------------------|-------|---------|-----------------|------------------------|-----------|-----------|
| Community Svcs | 55.2 | | | | | | | | | | 0.0 | | |
| Aid to Tribal Govt | | 66.0 | | | | | | | | | 13.4 | 34.2 | 760.5 |
| Consol.Tr.Govt Pgm(CTGP) | 1,191.8 | | 174.4 | 156.3 | 147.9 | 302.4 | 497.3 | 747.0 | 170.1 | | | | |
| Self Governance | | | | | | | | | | | | | |
| New Tribes | | | | | | | | | | | | | |
| Other, Tribal Government | | | | | | | | | | | 238.4 | | |
| *TRIBAL GOVERNMENT* | 1,247.0 | 66.0 | 174.4 | 156.3 | 147.9 | 302.4 | 497.3 | 747.0 | 170.1 | | 251.8 | 34.2 | 760.5 |
| Svcs.to Children, Elderly & Families | | 147.2 | | | | | | | | 90.0 | 591.5 | 397.2 | 245.9 |
| Indian Child Welfare Act | (0.0) | | 41.6 | 32.1 | 24.5 | 41.1 | 45.8 | 68.7 | 24.5 | 58.0 | 61.2 | 65.0 | 54.2 |
| Other, Human Services | | | | | | | | | | | | | |
| *HUMAN SERVICES* | (0.0) | 147.2 | 41.6 | 32.1 | 24.5 | 41.1 | 45.8 | 68.7 | 24.5 | 148.0 | 652.7 | 462.2 | 300.1 |
| Scholarships | 347.2 | 317.6 | | | | | | | | | 48.4 | 167.9 | 58.7 |
| Johnson O'Malley | 50.8 | | | | | | | 18.0 | | 25.9 | 41.0 | 62.8 | 69.5 |
| Adult Education | 39.1 | | | | | | | | | 51.0 | 20.8 | 36.7 | |
| Tr.Con.Comm.Colleges | | | | | | | | | | | | | |
| Other, Education | | | | | | | | | | | 53.6 | | |
| *EDUCATION* | 437.1 | 317.6 | | | | | | 18.0 | | 78.9 | 161.8 | 287.4 | 148.2 |
| Tribal Courts | | | | | | | | | | 95.0 | 171.2 | | 85.7 |
| Law Enforcement | 0.0 | 206.0 | | | 214.7 | | | | | 600.5 | 459.8 | 63.3 | 615.8 |
| Comm.Fire Prot. | | | | | | | | | | | | 4.9 | 10.0 |
| Other, Pub. Safety & Just. | | 136.1 | | | | | | | | | 74.5 | | |
| *PUBLIC SAFETY & JUSTICE* | 0.0 | 344.1 | | | 214.7 | | | | | 695.5 | 705.5 | 68.2 | 711.3 |
| Adult Voc Trng. | | 61.2 | | | | | | | | 104.0 | 54.5 | | |
| Emply. Asst.(D.E.) | | | | | | | | | | | | 32.5 | |
| Economic Development | | 161.5 | | | | | | | | 64.0 | | | |
| Other, Economic Dev. | | | | | | | | | | | | | |
| *COMMUNITY DEVELOPMENT* | | 222.7 | | | | | | | | 168.0 | 54.5 | 32.5 | |
| Nat. Resources, Gen. | | 90.4 | | | | | | | | | | | |
| Agriculture | 104.7 | 174.8 | | | | | | | | 300.0 | 141.8 | 351.9 | 416.2 |
| Agrie.Extension | | | | | | | | | | 74.3 | | | |
| Forestry | 22.2 | 265.7 | | | | | | | | 141.4 | | 625.2 | 521.1 |
| Water Resources | 66.3 | 60.1 | | | | | | | | | | | |
| Wildlife & Parks | | 111.2 | | 13.9 | | | | 121.6 | | | (0.0) | 129.2 | 59.1 |
| Minerals and Mining | 20.3 | | | | | | | | | | | | |
| Other, Resources Mgmt. | | | | | | | | | | | | | |
| *RESOURCES MANAGEMENT* | 215.5 | 702.2 | | 13.9 | | | | 121.6 | | 515.7 | 141.8 | 1,106.3 | 666.4 |
| Trust Svcs., Gen. | | | | | | | | | | | | | |
| Other Rights Protect. | | 43.3 | | | | | | | | | | | |
| Real Estate Services | 66.4 | 147.8 | | | | | | | | 190.0 | 96.8 | 232.6 | 63.6 |
| Real Estate Appraisals | | | | | | | | | | | | | |
| Environ. Qual. Svc. | | | | | | | | | | | | | |
| Other, Trust Services | | | | | | | | | | | | | |
| *TRUST SERVICES* | 66.4 | 191.1 | | | | | | | | 190.0 | 96.8 | 232.6 | 63.6 |
| Executive Direction | 110.8 | 103.0 | | | | | | | | 156.2 | 109.9 | 76.7 | 120.0 |
| Administrative Svcs. | 132.2 | 169.5 | | | | | | | | 57.0 | 65.3 | 166.7 | 215.5 |
| Safety Management | | | | | | | | | | | | | |
| Common Support Services | | | | | | | | | | | | | |
| *GENERAL ADMINISTRATION* | 243.0 | 272.5 | | | | | | | | 213.2 | 205.2 | 243.4 | 335.5 |
| ** GRAND TOTALS ** | 2,209.0 | 2,263.3 | 216.2 | 202.3 | 367.1 | 343.5 | 543.1 | 955.5 | 194.6 | 2,007.3 | 2,270.1 | 2,469.0 | 3,337.6 |

FY 1997 - PRESIDENT'S BUDGET REQUEST - TRIBAL PRIORITY ALLOCATIONS

| ALBUQUERQUE | | |
|--------------------------------------|----------------|----------------|
| PROGRAM TITLE | ZUNI | RAMAH NAVAJO |
| Community Svcs | | 170.8 |
| Aid to Tribal Govt | | 288.4 |
| Consol. Tr. Govt Pgm (CTGP) | | |
| Self Governance | | |
| New Tribes | | |
| Other, Tribal Government | | |
| *TRIBAL GOVERNMENT* | | 469.2 |
| Svcs to Children, Elderly & Families | 81.4 | 325.4 |
| Indian Child Welfare Act | 89.8 | |
| Other, Human Services | | |
| *HUMAN SERVICES* | 171.2 | 325.4 |
| Scholarships | 442.9 | 121.5 |
| Johnson O'Malley | | |
| Adult Education | | 177.4 |
| Tr. Con. Comm. Colleges | | |
| Other, Education | | |
| *EDUCATION* | 442.9 | 298.9 |
| Tribal Courts | 221.4 | 24.5 |
| Law Enforcement | 1,255.2 | 548.9 |
| Comm. Fire Prot. | 90.6 | 10.7 |
| Other, Pub. Safety & Just. | | |
| *PUBLIC SAFETY & JUSTICE* | 1,567.2 | 582.1 |
| Adult Voc Trng. | | 75.7 |
| Emply. Asst. (D.E.) | 93.3 | |
| Economic Development | | |
| Other, Economic Dev. | | |
| *COMMUNITY DEVELOPMENT* | 93.3 | 75.7 |
| Nat. Resources, Gen. | | |
| Agriculture | 294.0 | 305.6 |
| Agric. Extension | | 10.6 |
| Forestry | 128.5 | 43.3 |
| Water Resources | | |
| Wildlife & Parks | | |
| Minerals and Mining | | |
| Other, Resources Mgmt. | | |
| *RESOURCES MANAGEMENT* | 422.5 | 359.5 |
| Trust Svcs., Gen. | | |
| Other Rights Protect. | | |
| Real Estate Services | 92.8 | 72.4 |
| Real Estate Appraisals | 1.4 | |
| Environ. Qual. Svc. | | |
| Other, Trust Services | | |
| *TRUST SERVICES* | 94.2 | 72.4 |
| Executive Direction | 140.6 | 103.7 |
| Administrative Svcs. | 96.0 | 105.2 |
| Safety Management | | |
| Common Support Services | | |
| *GENERAL ADMINISTRATION* | 236.6 | 208.9 |
| ** GRAND TOTALS ** | 3,027.9 | 2,392.1 |

FY 1997 - PRESIDENT'S BUDGET REQUEST - TRIBAL PRIORITY ALLOCATIONS

| NAVAJO PROGRAM TITLE | NAVAJO AREA TOTAL | FIELD OPS | SHIPROCK AGENCY | WESTERN NAVAJO AGENCY | EASTERN NAVAJO AGENCY | CHINLE AGENCY | FORT DEFIANCE AGENCY |
|---------------------------------------|-------------------------|-----------------|--------------------|-----------------------------|-----------------------------|------------------|----------------------------|
| Community Svcs. | | | | | | | |
| Aid to Tribal Govt | 727.9 | 727.9 | | | | | |
| Consol. Tr. Govt Pgm (CTGP) | | | | | | | |
| Self Governance | | | | | | | |
| New Tribes | | | | | | | |
| Other, Tribal Government | | | | | | | |
| *TRIBAL GOVERNMENT* | 727.9 | 727.9 | | | | | |
| Svcs. to Children, Elderly & Families | 5,042.1 | 4,864.9 | | | 95.1 | 82.1 | |
| Indian Child Welfare Act | 747.1 | 747.1 | | | | | |
| Other, Human Services | | | | | | | |
| *HUMAN SERVICES* | 5,789.2 | 5,612.0 | | | 95.1 | 82.1 | |
| Scholarships | 10,948.9 | 10,948.9 | | | | | |
| Johnson O'Malley | 4,358.6 | 4,358.6 | | | | | |
| Adult Education | 78.7 | | 0.0 | 0.0 | 78.7 | | (0.0) |
| Tr. Con. Comm. Colleges | | | | | | | |
| Other, Education | | | | | | | |
| *EDUCATION* | 15,386.2 | 15,307.5 | 0.0 | 0.0 | 78.7 | | (0.0) |
| Tribal Courts | 795.8 | 795.8 | | | | | |
| Law Enforcement | 20,624.2 | 20,624.2 | | | | | |
| Comm. Fire Prot. | | | | | | | |
| Other, Pub. Safety & Just. | | | | | | | |
| *PUBLIC SAFETY & JUSTICE* | 21,420.0 | 21,420.0 | | | | | |
| Adult Voc Trng. | 0.0 | | (0.0) | | 0.0 | | |
| Employ. Asst. (D.E.) | | | | | | | |
| Economic Development | 107.3 | 107.3 | | (0.0) | | 0.0 | |
| Other, Economic Dev. | | | | | | | |
| *COMMUNITY DEVELOPMENT* | 107.3 | 107.3 | (0.0) | (0.0) | 0.0 | 0.0 | |
| Nat. Resources, Gen. | 102.1 | 102.1 | | | | | |
| Agriculture | 5,450.7 | 2,305.4 | 901.4 | 480.4 | 624.9 | 491.3 | 647.2 |
| Agric. Extension | | | | | | | |
| Forestry | 936.1 | 936.1 | | | | | |
| Water Resources | 759.0 | 759.0 | | | | | |
| Wildlife & Parks | 507.9 | 507.9 | | | | | |
| Minerals and Mining | 417.7 | 417.7 | | | | | |
| Other, Resources Mgmt. | | | | | | | |
| *RESOURCES MANAGEMENT* | 8,173.5 | 5,028.2 | 901.4 | 480.4 | 624.9 | 491.3 | 647.2 |
| Trust Svcs., Gen. | | | | | | | |
| Other Rights Protect. | 88.0 | 88.0 | | | | | |
| Real Estate Services | 1,808.6 | 295.1 | 359.7 | 157.9 | 528.9 | 129.7 | 135.3 |
| Real Estate Appraisals | 190.4 | 190.4 | | | | | |
| Environ. Qual. Svc. | 237.0 | 237.0 | | | | | |
| Other, Trust Services | | | | | | | |
| *TRUST SERVICES* | 2,121.9 | 810.4 | 359.7 | 157.9 | 528.9 | 129.7 | 135.3 |
| Executive Direction | 219.2 | 219.2 | | 0.0 | 0.0 | 0.0 | 0.0 |
| Administrative Svcs. | 2,869.6 | 2,869.6 | 0.0 | (0.0) | 0.0 | 0.0 | (0.0) |
| Safety Management | 620.0 | 194.7 | 82.9 | 82.9 | 86.3 | 88.1 | 77.1 |
| Common Support Services | | | | | | | |
| *GENERAL ADMINISTRATION* | 3,708.8 | 3,283.5 | 82.9 | 82.9 | 86.3 | 88.1 | 77.1 |
| ** GRAND TOTALS ** | 57,434.8 | 52,286.9 | 1,354.1 | 721.2 | 1,413.9 | 789.2 | 859.7 |

FY 1997 - PRESIDENT'S BUDGET REQUEST - TRIBAL PRIORITY ALLOCATIONS

| PORTLAND PROGRAM TITLE | PORTLAND AREA TOTAL | FIELD OPS | SAMISH | SILETZ AGENCY | COOS, UMPQUA, SIUSLAW | COW CREEK | COQUILLE | COLVILLE | FT HALL | NW BAND OF SHOSHONI | NORTHERN IDAHO | COEUR D'ALENE | NEZ PERCE |
|---------------------------------------|---------------------|----------------|--------------|---------------|-----------------------|--------------|--------------|----------------|----------------|---------------------|----------------|----------------|----------------|
| Community Svcs | 708.7 | | | 1.4 | | | | | | | | | |
| Aid to Tribal Govt | 1,518.7 | 75.7 | | | | | (0.0) | 7.8 | | 147.5 | 61.3 | | 0.0 |
| Consol. Tr. Govt Pgm (CTGP) | 7,017.0 | | | | 484.4 | 398.9 | 796.2 | | | | | 1,861.8 | 1,566.0 |
| Self Governance | | | | | | | | | | | | | |
| New Tribes | 374.0 | 75.0 | 299.0 | | | | | | | | | | |
| Other, Tribal Government | 597.6 | | | | | | | | | | | | |
| *TRIBAL GOVERNMENT* | 10,218.0 | 150.7 | 299.0 | 1.4 | 484.4 | 398.9 | 796.2 | 7.8 | | 147.5 | 61.3 | 1,861.8 | 1,566.0 |
| Svcs. to Children, Elderly & Families | 2,370.7 | 128.8 | | 20.9 | | | | 328.7 | 232.8 | | 221.8 | (0.0) | |
| Indian Child Welfare Act | 887.9 | | | | 29.4 | 29.4 | (0.0) | 74.9 | 74.6 | 29.4 | | (0.0) | 0.0 |
| Other, Human Services | 423.2 | | | | | | | 167.1 | | | | | |
| *HUMAN SERVICES* | 3,681.8 | 128.8 | | 20.9 | 29.4 | 29.4 | (0.0) | 570.7 | 307.4 | 29.4 | 221.8 | (0.0) | 0.0 |
| Scholarships | 1,632.1 | | | | | | | 266.0 | 148.9 | 16.2 | | | 336.9 |
| Johnson O'Malley | 728.6 | | | | 12.1 | 12.0 | 10.7 | 103.8 | | | | 18.5 | 7.1 |
| Adult Education | 253.0 | | | | | | | 155.1 | 61.0 | 0.9 | | | (0.0) |
| Tr. Con. Comm. Colleges | | | | | | | | | | | | | |
| Other, Education | 354.6 | | | | 94.9 | | | | | | | | |
| *EDUCATION* | 2,969.3 | | | | 107.0 | 12.0 | 10.7 | 524.9 | 207.9 | 17.1 | | 18.5 | 344.0 |
| Tribal Courts | 1,310.3 | 403.7 | | | | | | 151.8 | 238.5 | | | | |
| Law Enforcement | 5,508.2 | | | | | | | 807.0 | 1,226.2 | | 623.2 | | |
| Comm. Fire Prot. | 19.0 | | | | | | | | 13.3 | | | | |
| Other, Pub. Safety & Just. | 1,256.5 | | | | | | | 200.0 | | | | | |
| *PUBLIC SAFETY & JUSTICE* | 6,094.0 | 403.7 | | | | | | 1,256.8 | 1,478.0 | | 623.2 | | |
| Adult Voc Trng. | 1,074.3 | 9.7 | | | | | | 274.9 | 203.7 | | | | 0.0 |
| Employ. Asst. (D.E.) | 239.2 | | | | | | | 94.0 | 17.4 | | | | |
| Economic Development | 414.3 | 47.9 | | | | | | 4.9 | 92.0 | | 76.2 | (0.0) | |
| Other, Economic Dev. | | | | | | | | | | | | | |
| *COMMUNITY DEVELOPMENT* | 1,727.8 | 57.7 | | | | | | 373.8 | 313.1 | | 76.2 | (0.0) | 0.0 |
| Nat. Resources, Gen. | 636.6 | 63.5 | | | | | | 123.2 | | 29.5 | | | |
| Agriculture | 1,922.4 | 49.7 | | | | | | 503.1 | 397.2 | | | (0.0) | |
| Agric. Extension | 92.0 | | | | | | | | 34.2 | | | | |
| Forestry | 11,852.6 | 635.2 | | 83.8 | | | | 3,199.0 | 11.0 | | | (0.1) | 0.0 |
| Water Resources | 669.8 | | | | | | | 318.4 | 100.0 | | | | |
| Wildlife & Parks | 2,019.5 | 51.9 | | | | | | 319.1 | 32.6 | | | | |
| Minerals and Mining | 114.4 | 26.2 | | | | | | 2.5 | | | | | |
| Other, Resources Mgmt. | 1,238.1 | | | | | | | | | | | | |
| *RESOURCES MANAGEMENT* | 18,545.5 | 828.5 | | 83.8 | | | | 4,485.3 | 579.0 | 29.5 | | (0.1) | 0.0 |
| Trust Svcs., Gen. | 649.2 | 135.3 | | | | | 0.0 | 11.1 | | | | | |
| Other Rights Protect. | 116.2 | | | | 10.1 | | | | 46.3 | | | (0.0) | |
| Real Estate Services | 2,307.3 | 136.4 | | 93.8 | | | | 435.6 | 241.2 | | 179.4 | (0.0) | |
| Real Estate Appraisals | 713.2 | 711.7 | | | | | | | | | | | |
| Environ. Qual. Svc. | 54.4 | 20.5 | | | | | | 4.3 | 29.1 | | | (0.0) | |
| Other, Trust Services | | | | | | | | | | | | | |
| *TRUST SERVICES* | 3,840.3 | 1,003.9 | | 93.8 | 10.1 | | 0.0 | 451.0 | 316.6 | | 179.4 | (0.0) | |
| Executive Direction | 1,347.9 | | | 78.2 | | | | 136.9 | 130.1 | | 205.1 | | (0.0) |
| Administrative Svcs. | 2,630.1 | | | 183.8 | | | 0.0 | 225.2 | 170.0 | 12.5 | 158.7 | | |
| Safety Management | 1.5 | | | | | | | | 1.4 | 0.1 | | | |
| Common Support Services | | | | | | | | | | | | | |
| *GENERAL ADMINISTRATION* | 3,979.5 | | | 262.0 | | | 0.0 | 362.1 | 301.5 | 12.6 | 363.8 | | (0.0) |
| ** GRAND TOTAL ** | 53,054.4 | 2,573.3 | 299.0 | 461.8 | 630.9 | 438.3 | 806.9 | 8,014.2 | 3,498.5 | 236.1 | 1,825.5 | 1,660.2 | 1,910.0 |

FY 1997 - PRESIDENT'S BUDGET REQUEST - TRIBAL PRIORITY ALLOCATIONS

| PORTLAND PROGRAM TITLE | OLYMPIC PENINSULA AGENCY | CHEHALIS | HOH | QUILEUTE | SHOALWATER | UMATILLA | WARM SPRINGS | KLAMATH | BURNS PAUTE | PUDGET SOUND | NOOKSACK | PUYALLUP | TULALIP |
|---------------------------------------|--------------------------------|----------|-------|----------|------------|----------|-----------------|---------|----------------|-----------------|----------|----------|---------|
| Community Svcs | | 19.3 | | | | | | | | | | | |
| Aid to Tribal Govt | 103.4 | 43.3 | 14.8 | 31.1 | 41.8 | | | 258.7 | | 429.4 | | | |
| Consol. Tr. Govt Pgm(CTGP) | | | | | | | | 437.1 | 29.4 | | 29.8 | | 24.9 |
| Self Governance | | | | | | | | | | | | | |
| New Tribes | | | | | | | | | | | | | |
| Other, Tribal Government | | | | | | 556.9 | | | | | | 40.8 | |
| *TRIBAL GOVERNMENT* | 103.4 | 82.6 | 14.8 | 31.1 | 41.8 | 556.9 | | 695.8 | 29.4 | 429.4 | 29.8 | 40.8 | 24.9 |
| Svcs. to Children, Elderly & Families | 243.2 | | 9.5 | 37.4 | | | 334.2 | 148.5 | 71.2 | 41.0 | 14.2 | | |
| Indian Child Welfare Act | | 44.7 | 29.4 | 44.7 | 44.8 | 0.0 | 84.8 | 78.1 | 29.4 | | 54.2 | (0.0) | 60.8 |
| Other, Human Services | | | | | | 188.5 | | | | | | 89.8 | |
| *HUMAN SERVICES* | 243.2 | 44.7 | 38.9 | 82.1 | 44.8 | 188.5 | 389.8 | 224.8 | 100.8 | 41.0 | 88.4 | 89.8 | 60.8 |
| Scholarships | | 12.5 | 8.9 | 23.3 | 8.9 | | | 278.3 | 28.0 | | 18.0 | 15.8 | |
| Johnson O'Malley | | 14.5 | | 12.9 | 2.2 | 51.5 | 86.9 | 45.9 | 7.4 | | 19.0 | 4.8 | 47.3 |
| Adult Education | | 7.0 | 1.7 | 4.2 | 1.8 | | | 5.0 | 7.1 | | 6.4 | | |
| Tr. Con. Comm. Colleges | | | | | | | | | | | | | |
| Other, Education | | | | | | 170.7 | | 88.1 | | | | 0.9 | |
| * EDUCATION* | | 34.0 | 10.8 | 40.4 | 12.7 | 222.2 | 86.9 | 415.3 | 40.5 | | 41.4 | 21.5 | 47.3 |
| Tribal Courts | | | | 180.5 | | | 138.9 | | 29.1 | | | 0.0 | |
| Law Enforcement | 122.5 | 232.0 | 69.3 | 239.8 | 80.8 | | 256.9 | | 141.5 | | 0.4 | | 44.5 |
| Comm. Fire Prot. | | | | | | | | | | | | | |
| Other, Pub. Safety & Just. | | | | | | 730.1 | | | | | | 311.1 | |
| *PUBLIC SAFETY & JUSTICE* | 122.5 | 232.0 | 69.3 | 400.3 | 80.8 | 730.1 | 395.8 | | 170.6 | | 0.4 | 311.1 | 44.5 |
| Adult Voc Tmg. | 83.6 | | | 22.9 | | | | 198.8 | | | 13.9 | 11.9 | |
| Employ. Asst. (D.E.) | 0.9 | | | | | | | 88.4 | 18.3 | | | | 44.2 |
| Economic Development | 54.4 | | | | | (0.0) | | 63.4 | | | 1.6 | | |
| Other, Economic Dev. | | | | | | | | | | | | | |
| *COMMUNITY DEVELOPMENT* | 138.9 | | | 22.9 | | (0.0) | | 326.6 | 18.3 | | 15.5 | 11.9 | 44.2 |
| Nat. Resources, Gen. | | | | | | 141.8 | 67.1 | 208.8 | | | 0.1 | | |
| Agriculture | | | | | | (0.0) | 247.8 | | | | | | |
| Agric. Extension | | | | | | | | | | | | | |
| Forestry | 1,255.1 | | | | | 192.7 | 1,849.6 | | | | 0.2 | | 38.0 |
| Water Resources | | | | | | | 251.2 | | | | 0.2 | | |
| Wildlife & Parks | | 133.3 | 24.0 | 19.5 | 38.8 | | 310.8 | 730.1 | | | 5.5 | | 51.9 |
| Minerals and Mining | | | | | | | | | | | | | |
| Other, Resources Mgmt. | | | | | | 823.9 | | | | | | 414.2 | |
| *RESOURCES MANAGEMENT* | 1,255.1 | 133.3 | 24.0 | 19.5 | 38.8 | 1,156.4 | 2,728.5 | 838.9 | | | 6.0 | 414.2 | 88.9 |
| Trust Svcs., Gen. | | | | | | | | | | 495.1 | 2.7 | | |
| Other Rights Protect. | | | | | | | | | | | | | |
| Real Estate Services | 380.6 | | | | | 158.9 | 134.0 | | | | 0.1 | | |
| Real Estate Appraisals | | | | | | | | | | | 1.5 | | |
| Environ. Qual. Svc. | | | | | | | | | | | 0.5 | | |
| Other, Trust Services | | | | | | | | | | | | | |
| *TRUST SERVICES* | 380.6 | | | | | 158.9 | 134.0 | | | 495.1 | 4.6 | | |
| Executive Direction | 123.7 | | | | | 115.9 | 125.8 | | | | | | |
| Administrative Svcs. | 284.0 | | | | | 154.5 | 250.2 | (0.0) | | 257.1 | 22.5 | | |
| Safety Management | | | | | | | | | | | | | |
| Common Support Services | | | | | | | | | | | | | |
| *GENERAL ADMINISTRATION* | 387.7 | | | | | 270.4 | 376.0 | (0.0) | | 257.1 | 22.5 | | |
| ** GRAND TOTAL** | 2,611.3 | 508.6 | 157.6 | 598.3 | 218.7 | 3,261.3 | 4,130.0 | 2,801.2 | 357.4 | 1,222.8 | 188.8 | 689.1 | 311.8 |

FY 1997 - PRESIDENT'S BUDGET REQUEST - TRIBAL PRIORITY ALLOCATIONS

| PORTLAND PROGRAM TITLE | SAUK SIUATTLE | UPPER SKAGIT | STILLA- GUAMISH | YAKIMA | SPOKANE AGENCY | SPOKANE TRIBE | KALISPEL | FLATHEAD | METLAKATLA |
|--------------------------------------|------------------|-----------------|--------------------|---------|-------------------|------------------|----------|----------|------------|
| Community Svcs | | | | | | | | | |
| Aid to Tribal Govt | (0.0) | 17.0 | 0.0 | 28.8 | | 148.8 | 280.8 | | |
| Consol.Tr.Govt Pgm(CTGP) | 151.9 | | 114.1 | | | | | | 1,845.7 |
| Self Governance | | | | | | | | | |
| New Tribes | | | | | | | | | |
| Other, Tribal Government | | | | | | | | | |
| *TRIBAL GOVERNMENT* | 151.9 | 17.0 | 114.1 | 28.8 | | 148.8 | 280.8 | | 1,845.7 |
| Svcs.to Children, Elderly & Families | 0.0 | 10.1 | | 308.5 | 66.4 | 119.9 | 35.9 | | |
| Indian Child Welfare Act | | 35.4 | (0.0) | 89.8 | | 44.9 | 29.4 | | 0.0 |
| Other, Human Services | | | | | | | | | |
| *HUMAN SERVICES* | 0.0 | 45.5 | (0.0) | 398.3 | 66.4 | 164.8 | 65.3 | | 0.0 |
| Scholarships | 0.0 | 18.8 | | 342.2 | | 119.4 | | | |
| Johnson O'Malley | 4.9 | 6.0 | 4.3 | 213.9 | | 27.8 | 4.3 | | |
| Adult Education | | 3.0 | | | | | | | |
| Tr.Con.Comm.Colleges | | | | | | | | | |
| Other, Education | | | | | | | | | |
| *EDUCATION* | 4.9 | 25.8 | 4.3 | 556.1 | | 147.0 | 4.3 | | |
| Tribal Courts | | 24.4 | | 107.1 | | 41.1 | 15.4 | | |
| Law Enforcement | (0.0) | 68.5 | | 727.3 | 424.4 | | 43.9 | (0.0) | |
| Comm.Fire Prot. | | | | 0.7 | | | 5.0 | | |
| Other, Pub. Safety & Just. | | | | | | | 15.3 | | |
| *PUBLIC SAFETY & JUSTICE* | (0.0) | 92.9 | | 835.1 | 424.4 | 61.4 | 59.3 | (0.0) | |
| Adult Voc Trng. | | 5.0 | | 200.4 | | 51.5 | | | |
| Employ. Asst.(D.E.) | | | | | | | | | |
| Economic Development | | | | | 72.1 | 1.9 | | | |
| Other, Economic Dev. | | | | | | | | | |
| *COMMUNITY DEVELOPMENT* | | 5.0 | | 200.4 | 72.1 | 53.4 | | | |
| Nat. Resources, Gen. | | | | | | 2.6 | | | |
| Agriculture | (0.0) | | | 575.5 | 75.7 | 43.6 | 29.8 | | |
| Agric.Extension | | | | 57.8 | | | | | |
| Forestry | | 8.5 | | 3,675.6 | 702.2 | 33.1 | | 168.6 | |
| Water Resources | | | | | | | | | |
| Wildlife & Parks | (0.0) | | (0.0) | 227.0 | | 0.2 | | | 76.8 |
| Minerals and Mining | | | | | 83.7 | | | | |
| Other, Resources Mgmt. | | | | | | | | | |
| *RESOURCES MANAGEMENT* | (0.0) | 8.5 | (0.0) | 4,535.9 | 861.6 | 79.5 | 29.8 | 168.6 | 76.8 |
| Trust Svcs., Gen. | | | | | | 5.0 | (0.0) | | |
| Other Rights Protect. | 0.0 | | | 59.8 | | | | | |
| Real Estate Services | | | | 498.5 | 70.8 | | | | |
| Real Estate Appraisals | | | | | | | | | |
| Environ. Qual. Svc. | | | | | | | | | |
| Other, Trust Services | | | | | | | | | |
| *TRUST SERVICES* | 0.0 | | | 558.3 | 70.8 | 5.0 | (0.0) | | |
| Executive Direction | | | | 137.5 | 89.5 | 0.5 | | 128.5 | 76.2 |
| Administrative Svcs. | | | | 335.9 | 213.8 | 28.3 | | 272.6 | 80.8 |
| Safety Management | | | | | | | | | |
| Common Support Services | | | | | | | | | |
| *GENERAL ADMINISTRATION* | | | | 473.4 | 303.3 | 28.8 | | 401.1 | 157.0 |
| ** GRAND TOTAL ** | 156.8 | 194.7 | 118.4 | 7,584.1 | 1,798.6 | 836.5 | 439.5 | 570.1 | 2,079.5 |

FY 1997 - PRESIDENT'S REQUEST - TRIBAL PRIORITY ALLOCATIONS

| EASTERN PROGRAM TITLE | EASTERN AREA TOTAL | FIELD OPS | MOHEGAN | JENA CHOCTAW | INDIAN TOWNSHIP | PLEASANT POINT | PENOBSCOT | MALISEET | PEQUOT | MICCOSUKEE | NARRAGANSET | POARCH CREEK | WAMPANPOAG |
|--------------------------------------|--------------------|-----------|---------|--------------|-----------------|----------------|-----------|----------|--------|------------|-------------|--------------|------------|
| Community Svcs | 881.1 | | | | | | | | | | | | |
| Aid to Tribal Govt | 3,360.7 | 144.4 | | | | 70.1 | | 45.0 | 74.0 | 50.8 | 119.0 | 144.8 | |
| Consol.Tr.Govt Pgm(CTGP) | 3,985.7 | | | | 890.4 | | 972.7 | 128.5 | | 145.4 | 175.1 | 134.9 | |
| Self Governance | | | | | | | | | | | | | 832.6 |
| New Tribes | 698.0 | 47.0 | 515.0 | 138.0 | | | | | | | | | |
| Other, Tribal Government | | | | | | | | | | | | | |
| *TRIBAL GOVERNMENT* | 8,925.5 | 191.4 | 515.0 | 138.0 | 890.4 | 70.1 | 972.7 | 173.5 | 74.0 | 199.2 | 294.1 | 279.5 | 832.6 |
| Svcs.to Children, Elderly & Families | 1,763.3 | 110.8 | | | | 178.1 | 188.0 | 75.0 | 39.5 | 44.7 | 158.4 | 135.0 | |
| Indian Child Welfare Act | 1,153.1 | | | | | 54.8 | 54.9 | 44.9 | 45.1 | 54.4 | 54.8 | 54.8 | (0.0) |
| Other, Human Services | 179.7 | | | | | | | | | | | | |
| *HUMAN SERVICES* | 3,088.1 | 110.8 | | | | 232.9 | 242.9 | 119.9 | 84.6 | 99.1 | 213.2 | 189.8 | (0.0) |
| Scholarships | 890.7 | | | | | 158.9 | | | 7.3 | 13.3 | 95.2 | | |
| Johnson O'Malley | 495.7 | | | | | | | 13.0 | 10.0 | | 52.3 | 27.3 | |
| Adult Education | 458.8 | | | | | | | | 64.1 | 8.4 | 89.4 | 64.1 | |
| Tr.Con.Comm.Colleges | | | | | | | | | | | | | |
| Other, Education | 569.8 | | | | | | | | | | | | |
| *EDUCATION* | 2,415.0 | | | | | 158.9 | | 13.0 | 81.4 | 21.7 | 236.9 | 81.4 | |
| Tribal Courts | 1,016.5 | | | | | 145.5 | 178.0 | | | 25.1 | | 89.7 | |
| Law Enforcement | 3,541.8 | 78.8 | | | | 168.0 | 333.1 | | 27.7 | 847.9 | 10.7 | 323.8 | |
| Comm.Fire Prot. | 502.0 | | | | | 48.3 | 153.1 | | 81.6 | 35.0 | | 144.2 | |
| Other, Pub. Safety & Just. | | | | | | | | | | | | | |
| *PUBLIC SAFETY & JUSTICE* | 5,060.3 | 78.8 | | | | 361.8 | 664.2 | | 109.3 | 908.0 | 10.7 | 557.5 | |
| Adult Voc Trng. | 733.9 | | | | | 81.0 | | | 39.9 | | 114.0 | | |
| Employ. Asst.(D.E.) | 44.0 | | | | | | | | | | 19.0 | | |
| Economic Development | 492.5 | 145.0 | | | | | | | | 83.0 | | 87.4 | |
| Other, Economic Dev. | | | | | | | | | | | | | |
| *COMMUNITY DEVELOPMENT* | 1,270.4 | 145.0 | | | | 81.0 | | | 39.9 | 83.0 | 133.0 | 87.4 | |
| Nat. Resources, Gen. | 187.4 | 70.4 | | | | | | | | | | | 117.0 |
| Agriculture | 755.0 | | | | | 23.9 | | | | | | | |
| Agric.Extension | 198.8 | | | | | | | | | | | | |
| Forestry | 789.0 | 61.4 | | | | 116.9 | | 24.0 | | | 56.0 | | |
| Water Resources | 1,173.4 | | | | | | | | | | | | |
| Wildlife & Parks | 500.7 | | | | | 103.9 | 81.0 | | | 423.2 | | | |
| Minerals and Mining | | | | | | | | | | 109.2 | 52.0 | 31.7 | |
| Other, Resources Mgmt. | 182.8 | | | | | | | | | | | | |
| *RESOURCES MANAGEMENT* | 3,778.9 | 131.8 | | | | 244.7 | 81.0 | 24.0 | | 532.4 | 108.0 | 148.7 | |
| Trust Svcs., Gen. | 80.1 | | | | | | | | 52.0 | | | | |
| Other Rights Protect. | 129.1 | | | | | | | | | | | | |
| Real Estate Services | 1,054.0 | 64.1 | | | | | | 35.0 | | 119.1 | 25.0 | | |
| Real Estate Appraisals | 94.8 | 94.8 | | | | | | | | | 62.1 | | |
| Environ. Qual. Svc. | | | | | | | | | | | | | |
| Other, Trust Services | | | | | | | | | | | | | |
| *TRUST SERVICES* | 1,338.0 | 158.9 | | | | | | 35.0 | 52.0 | 119.1 | 87.1 | | |
| Executive Direction | 558.3 | | | | | | | | | | | | |
| Administrative Svcs. | 565.7 | | | | | | | | | | | | |
| Safety Management | | | | | | | | | | | | | |
| Common Support Services | | | | | | | | | | | | | |
| *GENERAL ADMINISTRATION* | 1,124.0 | | | | | | | | | | | | |
| ** GRAND TOTALS ** | 27,066.2 | 814.7 | 515.0 | 138.0 | 890.4 | 1,149.4 | 1,960.8 | 385.4 | 441.2 | 1,959.5 | 1,083.0 | 1,364.3 | 832.6 |

FY 1997 - PRESIDENT'S REQUEST - TRIBAL PRIORITY ALLOCATIONS

| EASTERN | | | | | | | | | | | | | |
|--------------------------------------|-----------------------------|----------------|--------------------------|-------------------|------------------|----------------------------|---------------|-----------------|----------------------------|------------------|------------------|--------------------------|---------------|
| PROGRAM TITLE | AROOSTOOK MICMAC | CATAWBA | TUNICA BILOXI | CHITIMACHA | COUSHATTA | NEW YORK LIASON | SENECA | ONONDAGA | ST REGIS MOHAWK | TONAWANDA | TUSCARORA | ONEIDA NATION | CAYUGA |
| Community Svcs | | | 124.1 | 0.0 | | 41.7 | 131.1 | | 148.0 | | | | 61.8 |
| Aid to Tribal Govt | 481.4 | 1,505.8 | 49.0 | | | | | | | | 16.0 | 160.1 | |
| Consol. Tr. Govt Pgm(CTGP) | | | | 717.0 | | | | | | | | | |
| Self Governance | | | | | | | | | | | | | |
| New Tribes | | | | | | | | | | | | | |
| Other, Tribal Government | | | | | | | | | | | | | |
| *TRIBAL GOVERNMENT* | 481.4 | 1,505.8 | 173.1 | 717.0 | | 41.7 | 131.1 | | 148.0 | | 16.0 | 160.1 | 61.8 |
| Svcs.to Childrn, Elderly & Families | | | 34.0 | | 47.3 | | | | 22.5 | | | | |
| Indian Child Welfare Act | 44.9 | 54.9 | 29.4 | 20.0 | 48.8 | | 61.4 | 47.9 | 62.6 | 47.9 | 45.6 | 69.9 | |
| Other, Human Services | | | | | | | | | | | | 179.7 | |
| *HUMAN SERVICES* | 44.9 | 54.9 | 63.4 | 20.0 | 63.9 | | 61.4 | 47.9 | 65.1 | 47.9 | 45.6 | 249.6 | |
| Scholarships | | | 9.0 | | 61.9 | 61.0 | 155.3 | | 91.8 | | | | |
| Johnson O'Malley | 26.4 | | | | 8.9 | | 129.1 | | 116.8 | | | | |
| Adult Education | | | | | | | | | | | | | |
| Tr.Con.Comm.Colleges | | | | | | | | | | | | | |
| Other, Education | | | | | | | | | | | | 569.8 | |
| *EDUCATION* | 26.4 | | 9.0 | | 70.8 | 61.0 | 284.4 | | 208.4 | | | 569.8 | |
| Tribal Courts | | | | | | | | | 62.2 | | | | |
| Law Enforcement | | | 63.9 | | 68.9 | | 49.1 | | 205.3 | | | | |
| Comm.Fire Prot. | | | | | | | 29.4 | | 10.4 | | | | |
| Other, Pub. Safety & Just. | | | | | | | | | | | | | |
| *PUBLIC SAFETY & JUSTICE* | | | 63.9 | | 68.9 | | 75.5 | | 287.9 | | | | |
| Adult Voc Trng. | | | 4.0 | | 22.0 | 39.0 | 158.0 | | 25.8 | | | | |
| Employ. Asst.(D.E.) | | | | | | | | | | | | | |
| Economic Development | | | | | | | | | | | | | |
| Other, Economic Dev. | | | | | | | | | | | | | |
| *COMMUNITY DEVELOPMENT* | | | 4.0 | | 22.0 | 39.0 | 158.0 | | 25.8 | | | | |
| Nat. Resources, Gen. | | | | | | | | | | | | | |
| Agriculture | | | | | 125.1 | | | | | | | | |
| Agric.Extension | | | | | | | | | | | | | |
| Forestry | | | | | | | | | | | | | |
| Water Resources | | | | | | | | | | | | | |
| Wildlife & Parks | | | | | | | | | | | | | |
| Minerals and Mining | | | | | | | | | | | | | |
| Other, Resources Mgmt. | | | | | | | | | | | | 192.8 | |
| *RESOURCES MANAGEMENT* | | | | | 125.1 | | | | | | | 192.8 | |
| Trust Svcs., Gen. | | | 8.1 | | | | | | | | | | |
| Other Rights Protect. | | | | | | | | | | | | 104.1 | |
| Real Estate Services | | | | | | | | | | | | | |
| Real Estate Appraisals | | | | | | | | | | | | | |
| Environ. Qual. Svc. | | | | | | | | | | | | | |
| Other, Trust Services | | | | | | | | | | | | | |
| *TRUST SERVICES* | | | 8.1 | | | | | | | | | 104.1 | |
| Executive Direction | | | | | | | | | | | | | |
| Administrative Svcs. | | | | | | 268.1 | | | | | | | |
| Safety Management | | | | | | | | | | | | | |
| Common Support Services | | | | | | | | | | | | | |
| *GENERAL ADMINISTRATION* | | | | | | 268.1 | | | | | | | |
| ** GRAND TOTALS ** | 552.7 | 1,560.7 | 321.5 | 737.0 | 390.7 | 409.8 | 730.4 | 47.9 | 765.0 | 47.9 | 61.6 | 1,276.4 | 61.8 |

FY 1997 - PRESIDENT'S REQUEST - TRIBAL PRIORITY ALLOCATIONS

| EASTERN | | | | | | |
|---------------------------------------|-----------------|----------------|-----------------|----------------|----------------|---------------|
| PROGRAM TITLE | CHEROKEE AGENCY | CHEROKEE TRIBE | SEMINOLE AGENCY | SEMINOLE TRIBE | CHOCTAW AGENCY | CHOCTAW TRIBE |
| Community Svcs | | | | 40.0 | | |
| Aid to Tribal Govt | | | | | | 359.5 |
| Consol. Tr. Govt Pgm (CTGP) | | 344.5 | | | | |
| Self Governance | | | | | | |
| New Tribes | | | | | | |
| Other, Tribal Government | | | | | | |
| *TRIBAL GOVERNMENT* | | 344.5 | | 40.0 | | 359.5 |
| Svcs. to Children, Elderly & Families | 194.2 | 26.6 | | 167.1 | | 342.1 |
| Indian Child Welfare Act | | 108.4 | | 54.9 | | 75.0 |
| Other, Human Services | | | | | | |
| *HUMAN SERVICES* | 194.2 | 135.0 | | 222.0 | | 417.1 |
| Scholarships | | | | 84.7 | | 152.3 |
| Johnson O'Malley | | | | 75.8 | | 36.3 |
| Adult Education | | | | 33.1 | | 199.7 |
| Tr. Con. Comm. Colleges | | | | | | |
| Other, Education | | | | | | |
| *EDUCATION* | | | | 193.6 | | 388.3 |
| Tribal Courts | 283.0 | | | | | 203.0 |
| Law Enforcement | | 56.5 | | 256.7 | | 1,056.6 |
| Comm. Fire Prot. | | | | | | |
| Other, Pub. Safety & Just. | | | | | | |
| *PUBLIC SAFETY & JUSTICE* | 283.0 | 56.5 | | 256.7 | | 1,259.6 |
| Adult Voc Trng. | | | | 122.3 | | 126.1 |
| Emply. Asst. (D.E.) | | | | 25.0 | | |
| Economic Development | | | | 97.0 | | 70.1 |
| Other, Economic Dev. | | | | | | |
| *COMMUNITY DEVELOPMENT* | | | | 244.3 | | 196.2 |
| Nat. Resources, Gen. | | | | | | |
| Agriculture | | | | 594.0 | | 12.0 |
| Agric. Extension | 62.3 | | | 46.0 | | 68.3 |
| Forestry | 171.7 | | 181.8 | | | 147.2 |
| Water Resources | | | | 750.2 | | |
| Wildlife & Parks | | 75.0 | | | | 47.9 |
| Minerals and Mining | | | | | | |
| Other, Resources Mgmt. | | | | | | |
| *RESOURCES MANAGEMENT* | 254.0 | 75.0 | 181.8 | 1,392.2 | | 275.4 |
| Trust Svcs., Gen. | | | | | | |
| Other Rights Protect. | | | | | | |
| Real Estate Services | 588.7 | | | 109.0 | | 76.0 |
| Real Estate Appraisals | | | | | | |
| Environ. Qual. Svc. | | | | | | |
| Other, Trust Services | | | | | | |
| *TRUST SERVICES* | 588.7 | | | 109.0 | | 76.0 |
| Executive Direction | 159.8 | | 282.5 | | 108.0 | |
| Administrative Svcs. | 52.6 | | 88.0 | | 147.0 | |
| Safety Management | | | | | | |
| Common Support Services | | | | | | |
| *GENERAL ADMINISTRATION* | 212.4 | | 390.5 | | 255.0 | |
| ** GRAND TOTALS ** | 1,542.3 | 611.0 | 582.3 | 2,457.6 | 253.0 | 2,974.1 |

FY 1997 - PRESIDENT'S BUDGET REQUEST - TRIBAL PRIORITY ALLOCATIONS

| SELF GOVERNANCE COMPACTS PROGRAM TITLE | TLINGIT HAIDA | MILLE LACS | BOIS FORTE | LEECH LAKE | ONEIDA | GRAND TRAVERSE | CHICKASAW | WYANDOTTE | CREEK NATION | CHEROKEE NATION of OKLAHOMA | CHOCTAW | SALT RIVER | DUCK VALLEY |
|--|---------------|------------|------------|------------|---------|----------------|-----------|-----------|--------------|-----------------------------|---------|------------|-------------|
| Community Svcs | | | | | | | | | | | | | |
| Aid to Tribal Govt | | | | | | | | | | | | | |
| Consol. Tr. Govt Prgm (CTGP) | | | | | | | | | | | | | |
| Self Governance | 8,664.2 | 1,355.4 | 889.3 | 1,913.1 | 1,265.0 | 2,055.4 | 3,065.0 | 224.7 | 4,095.2 | 6,767.2 | 3,889.5 | 3,088.0 | 1,584.9 |
| New Tribes | | | | | | | | | | | | | |
| Other, Tribal Government | | | | | | | | | | | | | |
| *TRIBAL GOVERNMENT* | 8,664.2 | 1,355.4 | 889.3 | 1,913.1 | 1,265.0 | 2,055.4 | 3,065.0 | 224.7 | 4,095.2 | 6,767.2 | 3,889.5 | 3,088.0 | 1,584.9 |
| Svcs. to Children, Elderly & Families | | | | | | | | | | | | | |
| Indian Child Welfare Act | | | | | | | | | | | | | |
| Other, Human Services | | | | | | | | | | | | | |
| *HUMAN SERVICES* | | | | | | | | | | | | | |
| Scholarships | | | | | | | | | | | | | |
| Johnson O'Malley | | | | | | | | | | | | | |
| Adult Education | | | | | | | | | | | | | |
| Tr. Con. Comm. Colleges | | | | | | | | | | | | | |
| Other, Education | | | | | | | | | | | | | |
| *EDUCATION* | | | | | | | | | | | | | |
| Tribal Courts | | | | | | | | | | | | | |
| Law Enforcement | | | | | | | | | | | | | |
| Comm. Fire Prot. | | | | | | | | | | | | | |
| Other, Pub. Safety & Just. | | | | | | | | | | | | | |
| *PUBLIC SAFETY & JUSTICE* | | | | | | | | | | | | | |
| Adult Voc Trng. | | | | | | | | | | | | | |
| Employ. Asst. (D.E.) | | | | | | | | | | | | | |
| Economic Development | | | | | | | | | | | | | |
| Other, Economic Dev. | | | | | | | | | | | | | |
| *COMMUNITY DEVELOPMENT* | | | | | | | | | | | | | |
| Nat. Resources, Gen. | | | | | | | | | | | | | |
| Agriculture | | | | | | | | | | | | | |
| Agric. Extension | | | | | | | | | | | | | |
| Forestry | | | | | | | | | | | | | |
| Water Resources | | | | | | | | | | | | | |
| Wildlife & Parks | | | | | | | | | | | | | |
| Minerals and Mining | | | | | | | | | | | | | |
| Other, Resources Mgmt. | | | | | | | | | | | | | |
| *RESOURCES MANAGEMENT* | | | | | | | | | | | | | |
| Trust Svcs., Gen. | | | | | | | | | | | | | |
| Other Rights Protect. | | | | | | | | | | | | | |
| Real Estate Services | | | | | | | | | | | | | |
| Real Estate Appraisals | | | | | | | | | | | | | |
| Environ. Qual. Svc. | | | | | | | | | | | | | |
| Other, Trust Services | | | | | | | | | | | | | |
| *TRUST SERVICES* | | | | | | | | | | | | | |
| Executive Direction | | | | | | | | | | | | | |
| Administrative Svcs. | | | | | | | | | | | | | |
| Safety Management | | | | | | | | | | | | | |
| Common Support Services | | | | | | | | | | | | | |
| *GENERAL ADMINISTRATION* | | | | | | | | | | | | | |
| *GRAND TOTAL* | 8,664.2 | 1,355.4 | 889.3 | 1,913.1 | 1,265.0 | 2,055.4 | 3,065.0 | 224.7 | 4,095.2 | 6,767.2 | 3,889.5 | 3,088.0 | 1,584.9 |

FY 1997 - PRESIDENT'S BUDGET REQUEST - TRIBAL PRIORITY ALLOCATIONS

| SELF GOVERNANCE COMPACTS PROGRAM TITLE | DUCKWATER | ELY | REDDING RANCHERIA | KARUK | HOOPA VALLEY | YUOK | SANTA CLARA | GRAND RONDE | SILETZ | KOOTENAI | MAKAH | QUINULT | SKOKOMISH |
|--|-----------|-------|----------------------|-------|-----------------|---------|----------------|----------------|---------|----------|---------|---------|-----------|
| Community Svcs | | | | | | | | | | | | | |
| Aid to Tribal Govt | | | | | | | | | | | | | |
| Consol.Tr.Govt Pgm(CTGP) | | | | | | | | | | | | | |
| Self Governance | 541.1 | 469.4 | 396.1 | 471.3 | 2,884.8 | 2,508.0 | 990.6 | 1,236.7 | 1,728.7 | 374.6 | 3,350.8 | 6,614.9 | 1,014.5 |
| New Tribes | | | | | | | | | | | | | |
| Other, Tribal Government | | | | | | | | | | | | | |
| *TRIBAL GOVERNMENT* | 541.1 | 469.4 | 396.1 | 471.3 | 2,884.8 | 2,508.0 | 990.6 | 1,236.7 | 1,728.7 | 374.6 | 3,350.8 | 6,614.9 | 1,014.5 |
| Svcs.to Children, Elderly & Families | | | | | | | | | | | | | |
| Indian Child Welfare Act | | | | | | | | | | | | | |
| Other, Human Services | | | | | | | | | | | | | |
| *HUMAN SERVICES* | | | | | | | | | | | | | |
| Scholarships | | | | | | | | | | | | | |
| Johnson O'Malley | | | | | | | | | | | | | |
| Adult Education | | | | | | | | | | | | | |
| Tr.Con.Comm.Colleges | | | | | | | | | | | | | |
| Other, Education | | | | | | | | | | | | | |
| *EDUCATION* | | | | | | | | | | | | | |
| Tribal Courts | | | | | | | | | | | | | |
| Law Enforcement | | | | | | | | | | | | | |
| Comm.Fire Prot. | | | | | | | | | | | | | |
| Other, Pub. Safety & Just. | | | | | | | | | | | | | |
| *PUBLIC SAFETY & JUSTICE* | | | | | | | | | | | | | |
| Adult Voc Trng. | | | | | | | | | | | | | |
| Emply. Asst.(D.E.) | | | | | | | | | | | | | |
| Economic Development | | | | | | | | | | | | | |
| Other, Economic Dev. | | | | | | | | | | | | | |
| *COMMUNITY DEVELOPMENT* | | | | | | | | | | | | | |
| Nat. Resources, Gen. | | | | | | | | | | | | | |
| Agriculture | | | | | | | | | | | | | |
| Agric.Extension | | | | | | | | | | | | | |
| Forestry | | | | | | | | | | | | | |
| Water Resources | | | | | | | | | | | | | |
| Wildlife & Parks | | | | | | | | | | | | | |
| Minerals and Mining | | | | | | | | | | | | | |
| Other, Resources Mgmt. | | | | | | | | | | | | | |
| *RESOURCES MANAGEMENT* | | | | | | | | | | | | | |
| Trust Svcs., Gen. | | | | | | | | | | | | | |
| Other Rights Protect. | | | | | | | | | | | | | |
| Real Estate Services | | | | | | | | | | | | | |
| Real Estate Appraisals | | | | | | | | | | | | | |
| Environ. Qual. Svc. | | | | | | | | | | | | | |
| Other, Trust Services | | | | | | | | | | | | | |
| *TRUST SERVICES* | | | | | | | | | | | | | |
| Executive Direction | | | | | | | | | | | | | |
| Administrative Svcs. | | | | | | | | | | | | | |
| Safety Management | | | | | | | | | | | | | |
| Common Support Services | | | | | | | | | | | | | |
| *GENERAL ADMINISTRATION* | | | | | | | | | | | | | |
| *GRAND TOTAL* | 541.1 | 469.4 | 396.1 | 471.3 | 2,884.8 | 2,508.0 | 990.6 | 1,236.7 | 1,728.7 | 374.6 | 3,350.8 | 6,614.9 | 1,014.5 |

FY 1997 - PRESIDENT'S BUDGET REQUEST - TRIBAL PRIORITY ALLOCATIONS

| SELF GOVERNANCE COMPACTS PROGRAM TITLE | SQUAXIN ISLAND | LOWER ELWHA | JAMESTOWN SYKALLAM | LUMMI | MUCKLESHOOT | NISQUALLY | PORT GAMBLE | SWANOMISH | SUQUAMISH | CONFEDERATE SALISH- KOOTENAI |
|--|-------------------|----------------|-----------------------|----------------|--------------|----------------|----------------|----------------|----------------|------------------------------------|
| Community Svcs | | | | | | | | | | |
| Aid to Tribal Govt | | | | | | | | | | |
| Consol. Tr. Govt Pgm (CTGP) | | | | | | | | | | |
| Self Governance | 1,474.8 | 1,523.6 | 1,391.8 | 4,090.0 | 958.8 | 1,205.9 | 1,424.8 | 1,092.7 | 1,801.7 | 5,585.9 |
| New Tribes | | | | | | | | | | |
| Other, Tribal Government | | | | | | | | | | |
| *TRIBAL GOVERNMENT* | 1,474.8 | 1,523.6 | 1,391.8 | 4,090.0 | 958.8 | 1,205.9 | 1,424.8 | 1,092.7 | 1,801.7 | 5,585.9 |
| Svcs. to Children, Elderly & Families | | | | | | | | | | |
| Indian Child Welfare Act | | | | | | | | | | |
| Other, Human Services | | | | | | | | | | |
| *HUMAN SERVICES* | | | | | | | | | | |
| Scholarships | | | | | | | | | | |
| Johnson O'Malley | | | | | | | | | | |
| Adult Education | | | | | | | | | | |
| Tr. Con. Comm. Colleges | | | | | | | | | | |
| Other, Education | | | | | | | | | | |
| *EDUCATION* | | | | | | | | | | |
| Tribal Courts | | | | | | | | | | |
| Law Enforcement | | | | | | | | | | |
| Comm. Fire Prot. | | | | | | | | | | |
| Other, Pub. Safety & Just. | | | | | | | | | | |
| *PUBLIC SAFETY & JUSTICE* | | | | | | | | | | |
| Adult Voc Trng. | | | | | | | | | | |
| Emply. Asst. (D.E.) | | | | | | | | | | |
| Economic Development | | | | | | | | | | |
| Other, Economic Dev. | | | | | | | | | | |
| *COMMUNITY DEVELOPMENT* | | | | | | | | | | |
| Nat. Resources, Gen. | | | | | | | | | | |
| Agriculture | | | | | | | | | | |
| Agric. Extension | | | | | | | | | | |
| Forestry | | | | | | | | | | |
| Water Resources | | | | | | | | | | |
| Wildlife & Parks | | | | | | | | | | |
| Minerals and Mining | | | | | | | | | | |
| Other, Resources Mgmt. | | | | | | | | | | |
| *RESOURCES MANAGEMENT* | | | | | | | | | | |
| Trust Svcs., Gen. | | | | | | | | | | |
| Other Rights Protect. | | | | | | | | | | |
| Real Estate Services | | | | | | | | | | |
| Real Estate Appraisals | | | | | | | | | | |
| Environ. Qual. Svc. | | | | | | | | | | |
| Other, Trust Services | | | | | | | | | | |
| *TRUST SERVICES* | | | | | | | | | | |
| Executive Direction | | | | | | | | | | |
| Administrative Svcs. | | | | | | | | | | |
| Safety Management | | | | | | | | | | |
| Common Support Services | | | | | | | | | | |
| *GENERAL ADMINISTRATION* | | | | | | | | | | |
| **GRAND TOTAL** | 1,474.8 | 1,523.6 | 1,391.8 | 4,090.0 | 958.8 | 1,205.9 | 1,424.8 | 1,092.7 | 1,801.7 | 5,585.9 |