

17-11-10

UNITED STATES
DEPARTMENT OF THE INTERIOR
BUDGET JUSTIFICATIONS, F. Y. 1970



PUBLIC LAND MANAGEMENT
BUREAU OF INDIAN AFFAIRS

UNITED STATES
DEPARTMENT OF THE INTERIOR
BUDGET JUSTIFICATIONS, F. Y. 1970



PUBLIC LAND MANAGEMENT
BUREAU OF INDIAN AFFAIRS

BUREAU OF INDIAN AFFAIRS

INDEX

APPROPRIATIONS AND ACTIVITIES

	<u>Page</u>
<u>Comparative Statement of Appropriations for Fiscal Year 1969 and Budget Estimate 1970</u>	1
<u>Highlight Statement</u>	3
<u>Education and Welfare Services, Bureau of Indian Affairs</u>	7
1. Educational assistance, facilities and services.....	10
2. Welfare and guidance services.....	25
3. Relocation and adult vocational training.....	28
4. Maintaining law and order.....	40
<u>Resources Management, Bureau of Indian Affairs</u>	44
1. Forest and range lands.....	47
2. Fire suppression and emergency rehabilitation.....	50
3. Agricultural and industrial assistance.....	51
4. Soil and moisture conservation.....	61
5. Maintenance of roads.....	63
6. Development of Indian arts and crafts.....	65
7. Management of Indian trust property.....	67
8. Repair and maintenance of buildings and utilities.....	70
9. Operation, repair and maintenance of Indian irrigation systems.....	71
<u>Construction, Bureau of Indian Affairs</u>	75
1. Buildings and utilities.....	77
2. Irrigation systems.....	88
<u>Road Construction (Liquidation of Contract Authorization), Bureau of Indian Affairs</u>	98
1. Federal-Aid Highway Roads.....	99
<u>General Administrative Expenses, Bureau of Indian Affairs</u>	104
<u>Administrative Provisions</u>	107
<u>Tribal Funds</u>	107

SUMMARY STATEMENTS

DEPARTMENT OF THE INTERIOR
BUREAU OF INDIAN AFFAIRS

Comparative Statement of 1969 Appropriation and 1970 Budget Estimate

Appropriations and Activities	Fiscal Year 1969			Fiscal Year 1970 Estimate	Increase (+) or Decrease (-) 1970 Compared with 1969
	Appropriation	Pay Cost Supplemental	Amount Available		
<u>EDUCATION AND WELFARE SERVICES:</u>					
1. Educational assistance, facilities and services.....	\$95,459,000	\$2,359,000	\$97,818,000	\$112,900,000	+\$15,082,000
2. Welfare and guidance services...	18,456,000	197,000	18,653,000	23,778,000	+ 5,125,000
3. Relocation and adult vocational training.....	24,177,000	199,000	24,376,000	44,026,000	+ 19,650,000
4. Maintaining law and order.....	4,053,000	88,000	4,141,000	4,741,000	+ 600,000
Total.....	142,145,000	2,843,000	144,988,000	185,445,000	+ 40,457,000
<u>RESOURCES MANAGEMENT:</u>					
1. Forest and range lands.....	5,570,000	190,000	5,760,000	6,360,000	+ 600,000
2. Fire suppression and emergency rehabilitation.....	140,000	---	140,000	140,000	---
3. Agricultural and industrial assistance.....	8,878,000	272,000	9,150,000	10,700,000	+ 1,550,000
4. Soil and moisture conservation..	5,759,000	216,000	5,975,000	5,975,000	---
5. Maintenance of roads.....	4,101,000	185,000	4,286,000	4,286,000	---
6. Development of Indian arts and crafts.....	569,000	10,000	579,000	579,000	---
7. Management of Indian trust property.....	7,449,000	261,000	7,710,000	7,774,000	+ 64,000
8. Repair and maintenance of buildings and utilities.....	16,395,000	474,000	16,869,000	17,988,000	+ 1,119,000
9. Operation, repair and maintenance of Indian irrigation systems..	1,379,000	11,000	1,390,000	1,390,000	---
Total.....	50,240,000	1,619,000	51,859,000	55,192,000	+ 3,333,000

Comparative Statement of 1969 Appropriation and 1970 Budget Estimate--continued

Appropriations and Activities	Fiscal Year 1969			Fiscal Year 1970 Estimate	Increase (+) or Decrease (-) 1970 Compared with 1969
	Appropriation	Pay Cost Supplemental	Amount Available		
<u>CONSTRUCTION:</u>					
1. Buildings and utilities.....	\$19,414,000 <u>1/</u>	---	\$19,414,000	\$17,500,000	-\$1,914,000
2. Irrigation systems.....	5,921,000	---	5,921,000	5,873,000	- 48,000
Total.....	25,335,000	---	25,335,000	23,373,000	- 1,962,000
<u>ROAD CONSTRUCTION (LIQUIDATION OF CONTRACT AUTHORIZATION:)</u>					
1. Federal-Aid Highway roads.....	18,000,000	---	18,000,000	20,000,000	+ 2,000,000
<u>GENERAL ADMINISTRATION EXPENSES.....</u>	4,767,000	\$246,000 <u>2/</u>	5,013,000	5,113,000	+ 100,000
<u>REVOLVING FUND FOR LOANS.....</u>	450,000	---	450,000	---	- 450,000
GRAND TOTAL.....	240,937,000	4,708,000	245,645,000	289,123,000	+43,478,000

1/ Transferred to other accounts

2/ Represents transfer from Pollution Control Operation-Research Federal Water Pollution Control Administration.

BUREAU OF INDIAN AFFAIRS

Highlight Statement

In realizing its full national potential, the United States must provide equal opportunities to all Americans. Complete equality covers all phases of life - economic, political, social and cultural. To deny an American the opportunity of development and contribution weakens the links in the chain of the Great American Heritage and its dreams of freedom and equality for all. Indians have the right to expect equal opportunity with other Americans.

The Government has committed itself to certain obligations in dealing with Indian tribes and their members. There is a national need to meet obligations in the nature of treaties and to honor both legal and moral commitments. This obligation is in addition to the national need of complete equality with respect to Indians as citizens of the United States.

The President's message on the American Indian which was given to Congress March 6, 1968, set forth three major objectives for Federal Programs:

- A standard of living for the Indians equal to that of the country as a whole.
- Freedom of Choice: An opportunity to remain in their homelands, if they choose, without surrendering their dignity; and an opportunity to move to the towns and cities of America, if they choose, equipped with the skills to live in equality and dignity.
- Full participation in the life of modern America, with a full share of economic opportunity and social justice.

The President proposed a national policy of maximum choice for the American Indian--a policy expressed in terms of self-help, self-development and self-determination.

None of the objectives cited by the President are possible in an environment of poverty. The fiscal year 1970 proposed programs utilized both short-term and long-term attacks on Indian poverty. Those programs that provide additional opportunities for Indian employment will reduce an unemployment rate that is 10 times the national average. Increased Indian income from utilization of resources along with greater wage-earning opportunities through vocational training and employment assistance, will provide renewed economic hope for the many Indian families with incomes below the \$3,800 poverty level. More effective education experiences for Indian children will help overcome an educational achievement level which presently is only two-thirds that of other Americans. Adult education and community development programs will equip Indian people to more effectively exercise their rights of self-determination, and to instill Indian leadership and initiative to solve Indian problems.

Economic Development

Programs to improve the production of natural resources, together with commercial and industrial development, will add 2,400 Indian employment opportunities on or near reservations in fiscal year 1970. Increases are requested in the forestry and the commercial and industrial development programs. These two programs are the most effective in producing Indian jobs and income.

Job Training and Placement

Job training and placement programs will be expanded to qualify more of the unemployed for initial employment and to qualify the underemployed for better jobs, both off-reservation and in many of the employment opportunities being created on the reservations. Initial placements into direct employment will be increased from 2,780 in fiscal year 1969 to 6,530 in fiscal year 1970. Initial placements of adults from institutional vocational training will be increased 86 percent over the fiscal year 1969 program with 3,935 placements estimated for fiscal year 1970. Approximately 1,300 trainees will receive broad training services in the three residential family training centers now in operation. A new solo parent center, designed for both parents and children, will be established. For those people who elect to remain on their reservations, initial on-the-job training in industrial plants will be available for an estimated 2,140 Indian people, a sharp increase from the 1,420 to be served in fiscal year 1969.

Reservation Road Systems

The recent amendment to the Federal Highway Act increased the Bureau's road construction authorization to \$30 million annually. The requested \$20 million of this authority will be used to improve approximately 425 miles of what President Johnson termed "The woefully inadequate road systems in Indian areas." Projects will remove safety hazards and provide better transportation facilities to support essential reservation and community development programs, economic development programs, Indian self-help programs, and most important, the education programs. Over 18,000 miles of road will be maintained to prevent increasing safety hazards.

Education

The Education programs will provide kindergarten experiences for 5,270 Indian children, 2,070 in Bureau of Indian Affairs-operated schools and 3,200 in public schools assisted by Johnson-O'Malley funds. In addition, the requested budget will permit construction of facilities needed to accommodate 1,770 more children.

Achievement of students will be accelerated by providing better qualified teachers through the initiation of a special college intern work/study program; and the addition of special teachers, psychologists, school social workers and guidance counselors. New curriculum materials will be developed directed specifically to the needs of the Indian child in language and cultural arts, early childhood and social studies.

Financial assistance will be provided to 3,267 Indian students in higher education to cover increased costs for students now in school and assist over 300 new students.

The proposed program responds to the President's Message by providing financial and technical assistance to 10 Indian communities, in establishing local school boards for active participation in local school operations.

Finally, the initiation of a research and evaluation program is proposed to more clearly identify the learning problems of the Indian child, develop baseline data on student populations and characteristics, and study special problems in Indian education.

Community and Social Development

Self-help and self-determination for Indian people depends not only on their economic status and their educational achievement, but also on the social structure of their families and communities. The proposed community development

program will establish special projects community development teams as well as establishing positions in two Area Offices to help implement the community development concepts in all Bureau programs and to involve Indian people in identifying and solving their own problems. Adult Education programs will offer basic literacy training opportunities to more of the estimated 75,000 Indian people who are functionally illiterate and will provide grants and contracts for solution of special Indian adult education problems.

In cooperation with the Departments of Housing and Urban Development and Health, Education, and Welfare, the Bureau of Indian Affairs will accelerate low-rent housing programs that, together with the BIA housing improvement program, are designed to provide housing of an acceptable standard for all Indians on or near reservations by fiscal year 1976. The housing improvement program will provide 200 new houses and improvements to 3,750 Indian homes in fiscal year 1970, while the housing development program will be responsible for an additional 7,000 new houses.

Programs operated by tribes under contract with BIA will enable 500 additional welfare recipients to receive work experience and wages rather than welfare grants. Family counseling and child welfare services will be expanded to provide help in solving problems to avert the need for emergency services.

The Bureau will assist reservation communities to improve their law and order programs. Program thrusts include crime prevention rehabilitation of repeat offenders, an increase in the quality of law enforcement, improvement in Indian court services and in the protection of individual rights of Indians coming before Indian courts.

Bureau Management

Additional Bureau program emphasis will be given to improving demographic data on Indian population and to the analysis of Bureau programs to increase the effectiveness in meeting the objectives and relieving Indian poverty.

The increased emphasis which the President and Congress have placed upon providing equal opportunities, social equality and justice for the Indian citizenry has increased the managerial responsibilities of the Bureau of Indian Affairs. Increased cooperation and collaboration with the Indian communities, local communities, States and other Federal agencies are required to implement and fulfill these commitments. It is the mission of the Bureau to provide effective guidance, leadership, and coordination necessary in obtaining the established goals.

Indian Development

As the President said in his Message to Congress: "The greatest hope for Indian progress lies in the emergence of Indian leadership and initiative in solving Indian problems. Indians must have a voice in making the plans and decisions in programs which are important to their daily life."

The need for maximum Indian involvement influences the kinds of Indian programs proposed, the methods by which programs are executed and the apparent benefits obtained. The development of Indian leadership requires programs which may involve a greater degree of risk, a recognition of non-economic factors in assessing benefits, and a decrease in direct and quantifiable outputs than similar Federal programs. Indian assumption of management and operating responsibilities will provide training and experience that are more effective in the accomplishment of long-range goals than a Federal operation of higher efficiency and lower risk.

There are 441,000 Indians living on or near reservations held in trust for them by the Federal Government. These Americans live in varying degrees of poverty which stem from cultural differences from the non-Indian society, a lack of educational opportunities and underdevelopment of resources. These handicaps are aggravated by geographical isolation from the rest of our society and a strong emotional feeling about their land. Possession of land gives them a sense of security wholly unrelated to its present or prospective economic value. This psychological fact, which has its counterpart in many non-Indian depressed areas, helps explain why Indians may choose to remain on land which currently offers limited economic support. If the United States is to fulfill its obligations and responsibilities of equality for all, then every effort must be made, every barrier removed and sufficient resources provided to achieve the objectives to which we are committed.

**EDUCATION &
WELFARE SERVICES**

DEPARTMENT OF THE INTERIOR
BUREAU OF INDIAN AFFAIRS

Education and Welfare Services

Appropriation, 1968	\$126,478,000	
Second Supplemental Appropriation, 1968	<u>5,732,000</u>	
Total appropriation, 1968.....		\$132,210,000
 Total available, 1968		 132,210,000
Appropriation, 1969.....	140,693,000	
Supplemental Appropriation, 1969	1,452,000	
Pay Cost Supplemental, 1969	<u>2,843,000</u>	
Total appropriation, 1969,		144,988,000

Summary of Increases and Decreases, 1970

	<u>Base for 1970</u>	<u>Increase 1970</u>	
<u>Educational assistance, facilities and services:</u>			
assistance to pupils in non-Federal schools..	\$14,552,000	\$6,548,000	
Operation of Federal School facilities.....	81,933,000	7,584,000	
Community Development and Adult Education....	1,333,000	950,000	+ 15,082,000
<u>Welfare and guidance services:</u>			
Direct welfare assistance.....	10,435,000	3,150,000	
Social services.....	4,547,000	-	
Welfare housing.....	3,671,000	1,975,000	+ 5,125,000
<u>Relocation and adult vocational training:</u>			
Provide for additional trainees in relocation and adult vocational training.....	24,376,000	19,650,000	+ 19,650,000
<u>Maintaining law and order:</u>			
.....	4,141,000	600,000	+ 600,000
Increase, 1970			+ 40,457,000
Budget estimate, 1970			<u>185,445,000</u>

EDUCATION AND WELFARE SERVICES

Analysis by Activities

Activity	Fiscal Year 1968	Fiscal Year 1969		
		Total Appropriation	Pay Cost Supplemental	Amount Available
1. Educational assistance, facilities and services.....	\$89,245,983	\$95,459,000	\$2,359,000	\$97,818,000
2. Welfare and guidance services.....	19,573,387	18,456,000	197,000	18,653,000
3. Relocation and adult vocational training.....	20,788,400	24,177,000	199,000	24,376,000
4. Maintaining law and order.....	2,982,657	4,053,000	88,000	4,141,000
Contract authorization.....	- 1,300,000	-	-	-
Applied to contract authorization.	910,163	-	-	-
Unobligated balance lapsing.....	9,410	-	-	-
Total.....	132,210,000	142,145,000	2,843,000	144,988,000

EDUCATION AND WELFARE SERVICES

Analysis by Activities

Activity	F.Y. 1968 Amount Available	F.Y. 1969 Amount Available	F.Y. 1970 Estimate	Increase (+) or Decrease (-) 1970 compared with 1969	Page Refer- ence
1. Educational assistance, facilities and services....	\$89,245,983	\$97,818,000	\$112,900,000	+15,082,000	10
2. Welfare and guidance services.....	19,573,387	18,653,000	23,778,000	+ 5,125,000	25
3. Relocation and adult vocational training.....	20,788,400	24,376,000	44,026,000	+19,650,000	28
4. Maintaining law and order....	2,982,657	4,141,000	4,741,000	+ 600,000	40
Contract authorization.....	- 1,300,000	-	-	-	
Applied to contract authorization.....	910,163	-	-	-	
Unobligated balance lapsing..	9,410	-	-	-	
Total.....	132,210,000	144,988,000	185,445,000	+40,457,000	

1. Educational Assistance, Facilities and Services

Subactivity	F.Y. 1968 Amount Available	F.Y. 1969 Amount Available	F.Y. 1970 Amount Available	Increase (+) or Decrease (-) 1970 compared with 1969
<u>A.</u>				
Assistance to pupils in Non-Federal schools:	\$12,186,476	\$14,552,000	\$21,100,000	\$6,548,000
Public schools:				
a. Navajo peripheral....	1,604,300	1,620,000	1,800,000	+ 180,000
b. Other.....	8,336,296	9,932,000	15,452,000	+ 5,520,000
Higher Education.....	2,245,880	3,000,000	3,848,000	+ 848,000
<u>B.</u>				
Federal Facilities:.....	76,022,507	81,933,000	89,517,000	7,584,000
Boarding schools.....	58,132,098	61,483,000	65,617,000	+ 4,134,000
(No. of pupils).....	(39,550)	(39,900)	(40,900)	(+1,000)
Day schools.....	13,992,880	16,289,000	18,639,000	+ 2,350,000
(No. of pupils).....	(16,249)	(17,750)	(19,390)	(+1,640)
(No. of Units).....	(609)	(644)	(679)	(+35)
Special Services:				
a. Program Direction..	2,024,302	2,311,000	2,611,000	+ 300,000
b. Transportation of boarding school students.....	914,022	900,000	900,000	---
c. Indian School Boards	-	-	300,000	+ 300,000
Summer Programs.....	959,205	950,000	1,450,000	+ 500,000
<u>C.</u>				
Adult Education & Community Development.....	1,037,000	1,333,000	2,283,000	+ 950,000
Total.....	89,245,983	97,818,000	112,900,000	+15,082,000

A.
Assistance to pupils in non-Federal schools: F.Y. 1969, \$14,552,000;
F.Y. 1970, \$21,100,000; increase, \$6,548,000. The increase consists of:

	<u>Increase (+) or Decrease (-)</u> <u>Amount</u>	<u>Positions</u>	<u>Total</u> <u>Program</u>	<u>Total</u> <u>Positions</u>	<u>Explanation</u>
(1)	\$+180,000	-	\$1,800,000	-	To meet increased costs of peripheral dormitory program.
(2)	+5,520,000	-	15,452,000	-	To meet normal program increases and provide Kindergarten opportunities for reservation children.
(3)	+848,000	4	3,848,000	4	To meet increased need for college scholarship grants to Indian youth.
	<u>+6,548,000</u>	<u>+4</u>			

Need for Increase:

Public Schools.

Increased enrollment and educational costs continue to require substantially higher amounts of Johnson-O'Malley funds. It is also apparent that the differing backgrounds of the many tribal groups necessitate a variety of approaches and the development of divergent materials if linguistic and cultural interferences are to be removed. Additional funds are being provided to support programs which train public school teachers of Indian children, encourage participation of Indian parents in school affairs, and provide home-school counselors to serve as a link between the school and Indian home.

(1) The increase of \$180,000 requested for the peripheral program is based upon the prior year's expenditures for educational services.

(2) The increase of \$5,520,000 for State contracts is the result of negotiations with States.

Under the terms of existing State Plans, in view of estimated enrollment increases of about 8 percent and sharp increases in operating costs, the amount needed to fund the program will be greater in 1970. Enrollment is expected to rise from 66,000 to 71,000. To support this increase and provide the necessary education services, an additional \$3,220,000 is required. The attached statistical data by States shows the expected distribution of this increase.

An increase of \$2,300,000 is requested for the establishment and operation of kindergartens in schools which serve Indian children from reservation homes. Many Indian children who attend public schools come from an environment that has limited association with the dominant culture and in many instances adults in the home have not attained a literacy level. Children from these homes enter school greatly handicapped because of their language/cultural problems. In order to provide these children with the benefits of earlier school experience in developing skills and learning processes it is planned in fiscal year 1970 to provide financial assistance for public school kindergarten operations in accordance with the Act of April 16, 1934 (48 Stat. 596), as amended.

Eight States in the Johnson-O'Malley program include kindergarten in their regular education program. School districts which do so are eligible to apply for State aids and funds through Public Law 874 and would require only approximately 50 percent support from the Bureau. In fiscal year 1970 there will be 33 such units. Full Bureau financing will be required for the remaining 74 units. A list of contracts follows showing expected distribution of this increase for kindergartens.

AREA	1969	1970		Increase
		Regular	Kindergarten	
<u>ABERDEEN</u>	\$ 1,295,000	\$ 1,648,000	\$ 273,000	\$ 626,000
Nebraska	240,000	265,000	48,000	73,000
North Dakota	310,000	400,000	110,000	200,000
South Dakota	745,000	983,000	115,000	353,000
<u>ALBUQUERQUE</u>				
Colorado	170,000	220,000	25,000	75,000
<u>ANADARKO</u>				
Kansas	20,000	15,000	30,000	25,000
<u>BILLINGS</u>	200,000	301,000	200,000	301,000
Montana	180,000	285,000	200,000	305,000
Wyoming	20,000	16,000	-	- 4,000
<u>JUNEAU</u>				
Alaska	1,485,000	2,435,000	115,000	1,065,000
<u>MINNEAPOLIS</u>	665,000	890,000	140,000	365,000
Minnesota	375,000	565,000	110,000	300,000
Wisconsin	235,000	275,000	15,000	55,000
Iowa (Tama)	55,000	50,000	15,000	10,000
<u>MUSKOGEE</u>	587,000	820,000	475,000	708,000
Oklahoma	580,000	805,000	475,000	700,000
Mississippi	7,000	15,000	-	8,000
<u>NAVAJO</u>	3,275,000	3,785,000	332,000	842,000
New Mexico	1,655,000	1,985,000	332,000	662,000
Peripheral	1,620,000	1,800,000	-	180,000
<u>PHOENIX</u>	3,465,000	3,990,000	470,000	995,000
Arizona	3,370,000	3,815,000	410,000	855,000
Nevada	95,000	175,000	60,000	140,000
<u>PORTLAND</u>	370,000	830,000	240,000	700,000
Idaho	195,000	280,000	150,000	235,000
Washington	175,000	550,000	90,000	465,000
<u>SEMINOLE (Agency)</u>				
Florida	20,000	18,000	-	- 2,000
	<u>\$11,552,000</u>	<u>\$14,952,000</u>	<u>\$2,300,000</u>	<u>\$5,700,000</u>

Total numbers of students 66,218 71,243 3,200 8,225

(3) Higher Education.

An increase of \$848,000 is requested for grants to Indian students needing financial aid to attend college.

These grants are made to Indian youth who cannot qualify for other types of scholarship aid, or who require additional funds that cannot be obtained from other sources, and who would otherwise be unable to attend college. These funds are intended primarily to supplement funds provided by private and public

organizations, colleges and universities, States, tribal groups, and Federal and tribal loans. In 1969 funds were provided for an estimated 2,713 regular grants to students at an average Bureau grant of \$1,070 and 250 summer school students at an average grant of \$400. It is estimated that the program for 1970 will provide for approximately 3,017 full-time students and 250 summer school students at a total cost of \$3,848,000.

With the passage of Public Law 90-280, the Bureau has received additional applications from students attending sectarian schools. Also, the increasing number of high school graduates from Bureau, mission, and public schools has increased the number of first-time students applying for Bureau higher education assistance.

The increase in education requirements for employment in professions points up the need for Bureau assistance to graduate students. Increasing numbers of Indian students are enrolling for second and third degrees. The Bureau is currently assisting nine law students in the University of New Mexico's American Indian Law Program. The need to fund these and other graduate students will increase in 1970. Funds are requested for 50 graduate students in 1970 at approximately \$2,500 per student, for a total of \$125,000, in addition to 20 legal aid students at \$2,200, for a total of \$44,000.

Included in the total number of students to be assisted are grants for approximately 50 urban-based students at an average grant of \$1,200, for a total of \$60,000. We find that there are many Indian parents who have left the reservation for urban centers but who are in low-income occupations and cannot provide funds for their children's education beyond high school. Usually these students cannot qualify for scholarship assistance from other sources, or require additional funding in addition to any assistance they can receive from other sources.

With the increasing number of college students we now find it necessary to provide limited supervision and administration. \$45,000 is requested for the establishment of 4 full-time scholarship officers where caseloads are heavy. These positions will provide close supervision and follow-up of Indian students enrolled in college under these grants, many of whom have problems of adjustment. It appears certain that such counseling will reduce the number of dropouts particularly during the Freshman year.

Proposed Fiscal Year 1970
Higher Education Grant Program

<u>No. of Grants</u>	<u>Type of Grant</u>	<u>Amount of Increase</u>	<u>Total Program</u>
2,713	Regular full-time grants	\$353,000	\$3,253,000
184	Additional regular grants	221,000	221,000
50	Urban student grants	60,000	60,000
20	Grants to law students	44,000	44,000
<u>50</u>	Graduate student grants	125,000	125,000
3,017			
250	Summer school students	-	100,000
	Administrative cost	<u>45,000</u>	<u>45,000</u>
<u>3,267</u>	TOTALS	<u>848,000</u>	<u>3,848,000</u>

Program of work.

Public schools. Funds are provided for the Johnson-O'Malley program which permits the Bureau to cooperate with States and local school districts in the

education of Indian children. Local public schools are assisted with Johnson-O'Malley funds when the tax free status of Indian lands within the boundaries of the school district create unmanageable financial problems after all other financial resources to the district have been exhausted. Assistance is provided in accordance with formal State or district plans and at contracting time funds are adjusted to meet the exact amounts needed to finance each plan.

Prior to 1959 local public schools were ineligible to entitlement for Indian pupils under Public Law 874, 81st Congress (64 Stat. 1100) administered by the Health, Education and Welfare Department. The Act of August 12, 1958, amended Public Law 874 so that school districts educating Indian children may now receive payments for Indian children on the same basis as for other federally affected children. Bureau efforts are carefully coordinated with the Office of Education in the Department of Health, Education and Welfare to insure no duplication of assistance for the same service. Public Law 874 requires a 3 percent impact and a minimum average daily attendance of 10 federally connected children to qualify. Some public schools enrolling Indian children do not qualify because of this provision and Johnson-O'Malley funds are used in these instances. Other public schools located on Indian reservations with little or no local tax resources are not able to operate at acceptable State standards without additional assistance over and above the funds they receive from State aids and their Public Law 874 entitlements.

Johnson-O'Malley aids are limited to financing needs under these and other extraordinary and exceptional circumstances, after all other aids to the district have been fully used.

Through the use of Johnson-O'Malley funds, the Bureau meets the full per capita costs for the education of Navajo pupils domiciled in Federal dormitories who attend out-of-district public schools.

There is a negotiated plan for each such district on which an annually renewable contract is based for the education of a fixed number of students. The Bureau must provide not only for instructional costs, but also for parental items such as lunches, school supplies, and books (if the latter are not furnished to other students by the district), and transportation where applicable.

Higher Education. Numbers of eligible Indian students qualified to enter college will accelerate rapidly in the immediate future. These numbers will be even greater when needed funds can be provided married students and those students qualified to enter post-graduate schools. Also to be considered along with increased numbers of applicants are the rising costs for tuition, fees, board, room, and other miscellaneous college expenses.

There continues to be a real need for qualified Indian professional employees to fill vacancies in Bureau and public schools. In addition there are great needs for Indian professional employees in resource management and professional service occupations.

Emphasis will be given this fiscal year to the following:

- (1) Provide consultation with Indian people on the importance of post-high school education.
- (2) Counsel students, before, during and after entering college.
- (3) Make sure that every qualified Indian high school graduate who desires higher education will receive assistance, within funds available.
- (4) Process all grants in an efficient manner so that students can be assured of early grants.

Examples of recent accomplishments.

Public school education. There has been a steady increase in the number of Indian children receiving their education in public schools in the States of their residence. States have been helped to assume this responsibility through the Johnson-O'Malley assistance provided by the Bureau of Indian Affairs, combined with the Public Law 874 (64 Stat. 1100) assistance provided by the Office of Education, Department of Health, Education and Welfare. Bureau aids compensate State school systems for additional or unusual costs created by the enrollment in their systems of large numbers of Indian children, and to help reduce the large dropout rate, especially at the high school level. Through the combined efforts of local, State and Federal aid programs, including Johnson-O'Malley assistance, 87,361 Indian children enrolled in public elementary and high schools in 1968.

College education. The number of Indian college students assisted by the Bureau with supplementary grants increased from 2,358 in 1967 to 2,468 in 1968. These students were enrolled in both two-year and four-year programs. Although the students are enrolled in many fields of study, the majority have selected courses which will enable them to work in the fields of education, health, and social welfare.

B.

Federal Facilities: Fiscal year 1969, \$81,933,000; fiscal year 1970, \$89,517,000; increase, \$7,584,000. The increase consists of:

	<u>Increase (+) or Decrease (-)</u>		<u>Total Program</u>	<u>Total Positions</u>	<u>Explanation</u>
	<u>Amount</u>	<u>Positions</u>			
(1)	\$+1,600,000	+224	\$1,600,000	-	To provide for increased boarding school enrollments.
(2)	+2,584,000	+208	82,695,000	8,039	To upgrade and strengthen the instruction, guidance and counseling services for Indian children in Bureau schools.
(3)	+500,000	-	500,000	-	To provide for replacement of furnishings and equipment in Bureau schools.
(4)	+1,000,000	+70	1,872,000	140	To provide for additional kindergartens in Bureau schools.
(5)	+800,000	-	800,000	-	Transportation to first post of duty for positions in shortage categories.
(6)	+300,000	-	300,000	-	To cover expenses of Indian school boards.
(7)	+500,000	-	1,450,000	-	To cover costs of expanded summer program activities.
(8)	+300,000	-	300,000	-	To initiate a research and evaluation program.
	<u>7,584,000</u>	<u>502</u>			

Need for Increase:

(1) Increased enrollment. An increase of \$1,600,000 is requested for 1,000 additional pupils to be enrolled in new boarding school facilities during the school year 1969-70.

(2) Upgrading and strengthening educational services for Indian children: Federal schools are operated for those Indian children who do not have public education opportunities or who, for social or other reasons, must be educated in boarding schools. The enrollment in Federal schools is consistently composed of over 80 percent fullblood Indian children, with only two or three percent less than one-half degree Indian blood. Many do not speak English when they enter school. Most of them have had little or no experience with the modern conveniences, newspapers, magazines, etc., found in the average American home. It is incumbent upon the Federal schools to provide a program that is compensatory and remedial in nature to help these children overcome a background of educational and social deprivation and one that will place them on an equal footing with children from English-speaking homes and more stable environments. Plans for improvement of the Federal school program to meet their special needs have been developed. They include: improvement of the curriculum and development of curriculum materials more suitable for these children; improving the qualification of staff; and development of a strong supporting program in the fields of guidance and counseling services.

The Indian children served by the Bureau school system show evidence of severely limited experiences, language disabilities and social maladjustments far beyond those of non-Indian children in public schools. Major emphasis is therefore being placed on remedial curricular activities designed to improve English writing, speaking, and understanding skills; and on prevocational activities which potentially provide youth with directions in their choice of an occupation. Additionally, the Bureau provides a curriculum for those youths who demonstrate a potential for post high school education--junior college, college, and vocational-technical education.

In meeting the basic needs of the Indian child, the Bureau has not had the resources to conduct a curriculum program employing innovations which are standard in many other school systems having educationally disadvantaged enrollees. Typical innovations now accepted as essential by most educators are language laboratories, the Biological Science Curriculum Study (BSCS), the Physical Science Curriculum Study (PSCS), extensive use of media in instruction, and new materials and equipment for vocational-technical programs.

(a) To implement a quality education program incorporating an improved curriculum program the employment of special personnel is necessary and \$700,000 is requested for 92 additional positions (57 teachers and 35 aides) in fiscal year 1970. With some exceptions the additional teachers requested will be placed in elementary schools where instructional space and teacher housing are available. Personnel recruited for these positions will be highly qualified to give specialized and compensatory help to children with unique learning needs. A variety of methods will be employed to achieve the most effective use of these teachers and bring specialized help to children with severe problems. Some of these are: a part time division of the basic classes into smaller groups; two or more teachers working with the same group a part of each day or week; and selecting out from each of the basic classes smaller groups of students with related needs and combining them into separate classes for intensive help on special problems.

(b) An increase of \$500,000 is requested for the development of curriculum materials more specifically oriented to the needs of the Indian child. At the present time textbooks and materials do not exist to support the development of an exemplary

instructional program. Further, valid materials related to the role of the American Indian in American society are not available. Development of precise curriculum materials must be started. There is need for more materials related to English as a second language, the social studies, and early childhood. The increase requested will be used in the following subject areas: Language arts \$100,000; cultural arts \$50,000; early childhood \$100,000; and social studies \$250,000.

(c) An increase of \$584,000 is requested for the establishment of a college workstudy intern program for the training of 65 teachers annually. Participants will be third-year college students selected on the basis of scholastic ability and interest and aptitude for work with Indian children in Bureau schools. Preference will be given to Indian students. Through cooperative arrangements with participating colleges, during their third year of college training a large block of participants' time will be spent in classrooms in Bureau schools. Their practice teaching will also be done in these schools. They will work closely with the faculty of their colleges and with Bureau personnel, and they will be given extensive background in acculturational factors relative to Indian traditions, values and history. Upon successful completion of their college work they will provide a continuous supply of well-trained competent staff for Bureau schools. The funds requested will cover employment of 16 master teachers, teaching materials, and other program operating costs.

(d) An increase of \$800,000 is requested for extending pupil personnel services in Bureau schools. This increase would provide staff members to assist students in making social and cultural changes necessary for successful school adjustment. The effect of this will be manifested through lower dropout rates, increased student self-confidence, and graduates who are better prepared to function in a modern society.

During the school year 1967-68 a total of 2,344 students dropped out or were dismissed from Bureau schools. While this is but 4.5 percent of the total enrollment, it represents failure on the part of each of these students to adjust to a school situation. It also represents a failure to provide the specialized services needed by the individual students. Their formal education is thereby terminated or interrupted and their potentiality as contributing members of society is diminished. Reasons for dropping out or for dismissal cover a wide range. The four most prevalent reasons reported were withdrawal by parents, absence without leave, failure to return from home leave, and emotional maladjustment. Other reasons indicative of severe social problems were failure to adjust, assault, misconduct, etc. Complete data are not available from public schools but a study now under way indicates that the numbers of Indian children dropping out of all schools--including public--is alarming.

Up to the present time, personnel in the area of guidance have of necessity been limited to "looking after" the general welfare of the students in Bureau schools, e.g., selecting courses, supervising dormitory operations, conducting recreational activities, etc. There has not been either sufficient staff time or capability to provide the kind of consultative services needed to help students and their parents cope with the problem situations in which they find themselves. This increase would permit staffing by qualified personnel to go beyond the general supervision of dormitory living and to provide both remedial and preventive services in dealing with the problems of pupils that present obstacles to their growth and development.

The increase requested would provide the following additional personnel: 22 in guidance and counseling; 15 special education specialists; 15 psychologists; 18 school social workers; 10 clerical employees; and 20 aides.

Guidance and counseling personnel would provide in-depth counseling services to help pupils realize maximum development of their potentialities in accordance with their needs, abilities, aptitudes, and achievements. Special education personnel would develop a program to meet the individual needs of exceptional

children, e.g., children with sufficient educational diversities below and above the normal range of learning abilities to require special attention. School psychological services would be responsible for individual and group appraisal of students in several or a series of schools, for preparation of teachers as needed to meet individual student needs, consultation and coordination of effort with other school staff as well as Division of Indian Health personnel. School social workers would serve as caseworkers, counseling with students and parents; as collaborators, working cooperatively with other members of the school staff; and as coordinators, serving as agents to bring school and home and community into better working relationships. All pupil personnel services staff would work as an interdisciplinary team in bringing about greater education achievement for Indian children.

(3) Replacement of Furnishings and Equipment. An increase of \$500,000 is requested for badly needed replacement of equipment and furnishings in Bureau schools.

Ordinary wear and tear of equipment and furnishings requires an ongoing continuous program. Presently no provision is in effect to replace mattresses, beds, chairs, etc., as they reach the state of disrepair and obsolescence. Increasing costs of other basic education needs such as school books, food, fuel, and other plant operating costs have made it impossible for schools to program funds for furniture and equipment. Consequently, many Bureau dormitories are sparsely furnished and children are housed in settings far from suitable for the type of learning which the Federal school system seeks to provide.

Bureau dormitories must substitute for the home. This places a heavy responsibility on the Government--both for the adequacy of dormitory personnel (who substitute for parents) and for the physical environment (which substitutes for the home facility). The standards of living that schools are able to provide as learning experiences in the schools set trends to become the level of later life aspirations for the children. It is therefore highly important that Bureau schools work toward high standards in dormitory living in order to provide profitable learning experiences for the children enrolled. By application of Bureau school enrollment criteria, students in boarding schools are those with the greatest educational deficit, the most serious social problems, and come from the most remote and unacculturated families and communities. The Bureau's program must attempt to eradicate the effects of such handicaps within eight or twelve years. This means that students must be provided with assistance and training throughout their school life, both in and outside the formal classroom situation. Programs for their domiciliary care are designed with this in mind, and a part of this planning includes a student living environment which is comfortable and adequately furnished and constantly provides an extension of the learning setting.

The increase is requested to provide replacements of furniture and equipment in those schools having the most urgent needs, and to provide an ongoing replacement program to assure that adequate furniture and usable equipment will be available to give the type of training and living conditions needed by the boarding school students. A study is presently being conducted to determine the ordinary life of each category of furniture and equipment as a basis for a scheduled replacement program.

(4) Kindergartens. An increase of \$1,000,000 is requested for the operation of 35 additional kindergarten classes in Bureau schools.

For the young Indian child and his family, quality education in the kindergarten is of vital importance. The development of this program poses unique needs and problems beyond those for the average middle class preschooler. Abrupt introduction to a culture whose routines and expectations are quite foreign to his earlier experience may result in serious emotional trauma with consequent inhibitions of functioning in intellectual and social growth. In spite of the

contrary intentions of the adults about him, the young Indian child may develop feelings of inadequacy or embarrassment about himself, his family and his cultural identification. Here begins the cultural identity conflict in which so many of the Indian youth find themselves.

The problem of language is an obvious and immediate example of this cultural bind. The majority of Indian children, entering Bureau schools for the first time, speak little if any English. Few of their teachers have more than a superficial command of isolated words and phrases of the child's own language. Since the child must ultimately speak English in his future schooling, the burden is placed on him to learn immediately to communicate and, ultimately, to read in a language foreign to him. There is a lack of appropriate materials, books, stories, films, songs and games based on Indian life available either commercially or within the repertoire of the traditionally trained kindergarten teacher. The young Indian child must not only speak and think in a "foreign" language, but also encounters it in stories, materials, concepts and situations which are unrelated to his own experience.

To assure quality education, the broad objectives of the BIA kindergarten programs involve meeting the physical, psycho-social and instructional needs of children, based on developmental needs, as relevant to Indian children. Program plans are being developed in detail along these lines. The funds requested here are needed to provide the staffing necessary to execute these plans; and to provide equipment and supplies for both indoor and outdoor activities; food services; and the costs of plant operation, including transportation where needed.

(5) Transportation to First Post of Duty: An increase of \$800,000 is requested for paying the costs of transportation for teachers and education specialists to the first post of duty. These positions have been declared by the Civil Service Commission to be in the shortage category, and payment of these costs for all new appointees is required. The average cost of such transportation is estimated to be \$1,500 per employee. The amount requested for 1970 will cover payment for approximately 535 new employees. These costs are presently being paid from funds provided for other school services, resulting in lowered standards in food, supplies, and materials.

(6) Indian Boards of Education: An increase of \$300,000 is requested for the development and establishment of Indian Boards of Education.

To encourage adult participation and support of the education program for Indian children, the Bureau with cooperation from the National Indian Education Advisory Committee has developed plans for the development and establishment of Indian school boards. The Bureau will provide training and assistance to the boards. Initial activities will be (a) conducting workshops for tribal leaders and potential school board members, (b) providing consultative assistance to these workshops, (c) providing field trips for future Indian school board members to locations to view first-hand actual operating school boards, and (d) providing materials necessary to give insight to the responsibilities and activities of school board members.

When the boards have had adequate preparation and are interested in assuming responsibility, and when local conditions are conducive to such arrangements, the Bureau will contract with the boards for the operation of local Bureau schools by the boards. It is expected that this would take place in at least ~~ten~~ locations during 1970. The increase requested will cover transportation and per diem for workshop participation, consultants needed for the workshops, and necessary materials for participants; also the development of guidelines, purchase of professional books and magazines for the individual school boards, and legal advisory services needed by the boards in operation of schools.

(7) Summer Programs: An increase of \$500,000 is requested to provide expanded summer programs. These programs would include: (1) identifying and assisting college capable youth at the junior high school level; (2) preschool; (3) Youth Opportunity Campaign; and (4) college bound Indian high school graduates.

An expanded program will be offered to provide summer sessions for Indian youth identified as potentially capable of college level work who do not have access to the Upward Bound program. These sessions strengthen their academic backgrounds and provide motivation for them to seek a college education. The pre-school programs for Indian children are needed particularly by those with English language problems. The program would enroll children not reached by the Head Start programs. The Youth Opportunity Campaign provides employment during the summer months for Indian youth with a variety of Federal agencies. The purpose is to teach these young people healthy work attitudes, how to manage their money, and to provide them with needed income. This increase would be directed to a Bureau program to supplement those already in existence with other Federal agencies. The college bound program offers courses that strengthen the academic background of Indian youth who are entering college and need extra help in order to perform well. It also provides the student with a college atmosphere and cultural enrichment. The increase would permit participation by an estimated 2,500 additional children.

(8) Research and Evaluation: An increase of \$300,000 is requested for initiation of a research program in the Bureau's education system. Standard educational processes are not sufficient to assist Indian children to overcome their language, social and economic handicaps. Education of Indian youth requires specialized treatment through innovative, nonstandard approaches. An effective research and evaluation system is required to address the unique learning, cultural, and environmental problems with which Indian students are confronted. Little of the current education research being conducted by States, universities and private agencies has applicability to the specific needs of the Indian child. The Bureau is therefore requesting funds to begin the development of an effective research and evaluation system.

Research will be conducted principally through contracts with universities and private institutions based on specifications developed and monitored by Bureau personnel. Such research will be designed to meet the needs for baseline data and specialized data in problem areas to serve as a basis for program decisions.

The following high priority examples of research are illustrative of these categories and are not intended as a comprehensive or exclusive list.

Baseline data: 1. Characteristics of students: achievement, school completion or dropout, learning disabilities. 2. Followup after graduation: employment, unemployment, or further training. 3. Characteristics of the teaching force: qualifications, turnover.

Vocational Education: 1. How appropriate are present offerings in relation to job market? 2. Is training being offered at the right level (high school, post-high school)? 3. Is it being offered in the right schools at the right locations? 4. Is it being well taught? 5. Is it effectively related to both industry and labor unions? 6. Is there followup information on graduates?

(9) Exemplary Programs: The Bureau of Indian Affairs request for education funds for fiscal year 1970 does not include funds provided by the Elementary and Secondary Education Act, P.L. 89-10. The request for these funds is carried under the Department of Health, Education, and Welfare.

Program of Work.

Boarding Schools (including dormitories)

	<u>1969</u>	<u>1970</u>	<u>Increase</u>
Amount	\$61,483,000	\$65,617,000	\$4,134,000
Number of pupils	39,900	40,900	1,000

Bureau boarding schools provide instruction at the elementary, high school and post-high school levels. Enrollment is made up of those Indian children and youth who do not have suitable education opportunities in their home communities, and who are so educationally disadvantaged that they cannot profit from an ordinary public school program. Bureau programs seek to compensate for inadequacies not usually experienced by children in the general population. Special attention is given to the teaching of English, and ungraded programs are provided for pupils who are excessively overage for their level of achievement.

Many of the children are in boarding schools because of serious social problems in their homes. Boarding schools must therefore provide a home living program designed to overcome the disadvantages which these children suffer because of parental instability, neglect, and other serious inadequacies in their homes.

Dormitories at 18 locations house children who attend local public schools. These children do not have public schools available in their home communities. They are enrolled in both elementary and secondary grades. The dormitories provide housing and feeding, out-of-school recreation activities, and some tutoring assistance.

Day Schools:

	<u>1969</u>	<u>1970</u>	<u>Increase</u>
Amount	\$16,289,000	\$18,639,000	\$2,350,000
Number of units	644	679	35
Number of pupils	17,750	19,390	1,640

The majority of those enrolled in Bureau day schools are in the elementary grades with only around 5 percent in high school. For the most part the day schools are small schools in isolated locations. The programs are designed therefore to compensate for the effects of isolation, economic deprivation and cultural differences which the children in these locations experience. Kindergarten classes are provided in Federal school programs to give the children an earlier start in adjusting to school experiences.

Special Services:

	<u>1969</u>	<u>1970</u>	<u>Increase</u>
(a) Program			
Direction	\$2,311,000	\$2,611,000	\$300,000

This activity covers the salaries and expenses of the education employees rendering field supervisory services, as well as the education personnel in the Central Office. Their responsibilities include planning the over-all academic and vocational program for Federal schools in cooperation with State and local officials, the development of plans for increased enrollment of Indian pupils in the public school system, and in-service training programs for Bureau education employees. This activity also covers the costs of the centralized teacher recruitment section.

(b) Transportation of boarding school students	\$900,000	\$900,000	"no change"
---	-----------	-----------	-------------

This provides for plane, bus, and rail fares, and incidental expenses of transporting pupils from their homes to and from boarding schools.

(c) Indian School Boards	-	\$300,000	\$300,000
-----------------------------	---	-----------	-----------

This is to provide for the development, training, and related expenses of Indian school boards.

Summer Programs:

<u>1969</u>	<u>1970</u>	<u>Increase</u>
\$950,000	\$1,450,000	\$500,000

Summer programs provide remedial instruction to help Indian youth overcome academic deficiencies, and provide field trips, recreational and camping experience to broaden the background of the children from inadequate homes.

Examples of recent accomplishments.

Federal school education. The Bureau's total education program is remedial and compensatory in nature to help educationally and socially deprived children overcome handicaps growing out of poverty and isolation. The long range objective is to place Indian students on an equal footing with children from more stable environments and English speaking homes. In 1968, Federal facilities were provided 55,799 Indian children; 4,204 were housed in Federal dormitories and attended public schools and 51,595 were enrolled in Bureau schools. Of this enrollment 74 percent were in elementary grades and 26 percent were in high school grades and post high classes. A total of 2,041 students graduated from Bureau high schools and 403 students received certificates of completion from post high classes.

Bureau schools opened 34 kindergarten classes in the fall of 1968. Each classroom is staffed with a teacher and a bilingual Indian teacher aide. An orientation program was held for all kindergarten staff prior to the opening of school.

National Indian Advisory Committee on Education. This 16-member committee was established in 1967 to establish greater interest among Indians in educational programs, encourage parental and community involvement in school programs, and to improve the level of education and training of Indian people. Five meetings were held with the Advisory Committee in 1968 for exchange of information, discussions of school problems, and their solutions, and recommendations for future programs and joint participation in education matters.

Summer Programs. Summer programs were carried out in cooperation with Indian tribes and in 1968 served 19,748 Indian children as compared with 2,200 in 1960. Summer programs emphasize academic achievement, thus preparing a greater number of high school students to enter college. These activities are conducted in localities which are not participating in comparable Office of Economic Opportunity programs.

C.

Adult Education and Community Development: Fiscal Year 1969, \$1,333,000; fiscal year 1970, \$2,283,000; increase, \$950,000. The increase consists of:

	<u>Increase (+) or Decrease (-)</u>		<u>Total Program</u>	<u>Total Positions</u>	<u>Explanation</u>
	<u>Amt</u>	<u>Positions</u>			
(1)	\$+605,000	8	\$858,000	14	Provide Community Development programs to reduce Indian dependence on BIA services as these are assumed by local Indian communities.

	<u>Increase (+) or Decrease (-)</u>		<u>Total Program</u>	<u>Total Positions</u>	<u>Explanation</u>
	<u>Amount</u>	<u>Positions</u>			
(2)	\$+345,000	8	\$1,425,000	155	Provide a broad range of Adult Education programs with emphasis on literacy training and high school equivalency.
	950,000	16			

Need for Increase:

The goal of the Community Development Program is to train and sensitize Bureau staff and Indian leadership alike so that the Federal-Indian relationship can be redefined as one in which tribes assume increasing management over and responsibilities for programs, services, and municipal functions which in the past have been performed for Indians.

A more rapid development of Indian self-sufficiency is impeded by the total or functional illiteracy of many Indian adults. It is estimated that about 75,000 Indian adults are functionally illiterate at the present time. The national average for the 25 and over age group with less than five years of formal schooling is 8.3%. For the American Indian the rate is 27%. (Data from the 1960 census). This compares with an estimated illiteracy rate of American Indian adults of approximately 40%. Functional literacy being defined as ability to perform at 5th grade level, an ability not assured by simply spending 5 years in school.

Special emphasis will be placed in contracting with universities and other agencies to establish community development pilot projects in which a transitional position between the Bureau and the Indian people is occupied. Increase required, \$400,000.

In order to advance the Community Development thrust in the Bureau, two skilled community development specialists are requested for two of the eleven Area Offices presently without these positions, and for a special project Community Development team of five persons. One clerical position is also requested. Increase required, \$150,000.

Community Development training activities will influence at least 3,000 Indian people and BIA employees in Fiscal 1970. Increase required for training, \$55,000.

The Community Development thrust also requires an expansion of the support services furnished by Adult Education. These additions are proposed: (1) contract funds to hire additional part-time teachers in Basic Literacy and High School GED preparation (\$30,000); (2) grant and contract funds for special pilot projects in Adult Education (\$100,000); (3) develop Adult Education programs at eight locations now without Adult Education activities (\$120,000); (4) increase professional training activities (\$20,000); (5) built-in program costs occasioned by increased student enrollment (\$75,000).

Program of Work. The major duties of the Area Community Development Officer will include BIA staff training; training Indian leaders in community development principles; developing and guiding community development projects; supervising university and other contracts; and in developing sources of assistance available to all citizens. Professional standards equal to those of the State Department in hiring community development specialists for assignments abroad will be required.

In a five-year period, the proposed adult education program can reduce the present 40% rate of Indian adult illiteracy (75,000 out of 200,000 adult service population) to a rate of 25%. At that time, up to 10,000 Indian Adults will be in training. If continued for ten years the Indian adult education program can assist in bringing the Indian population to within 5% of the national average for literacy.

Examples of recent accomplishments. During the past year there have been significant accomplishments in increased Indian self-sufficiency through the community development program.

The Salt River Tribal Council has contracted with the Bureau of Indian Affairs to take over the entire law and order program which formerly was managed by the BIA. The Agency Criminal Investigator, and five other federal law and order positions have been eliminated. In addition, the Tribe now contracts with the Bureau to operate a comprehensive social services program which has reduced the federal staff by two positions. Since April 1968, eight federal positions at this Agency have been dropped.

The Yankton Sioux Tribe, which had the resident service of a BIA community development specialist for an eight-month period earlier this year, is negotiating for maximum activities to be handled by the Tribe under contract.

The Portland Area Office, under a contract with Central Washington State College at Ellensburg, has funded a community development specialist who will occupy a position intermediate between the Tribes of Western and Central Washington and the Bureau of Indian Affairs. His function is to stimulate increased Tribal self-sufficiency so they themselves will increasingly assume programs, which in the past have been handled for them by BIA.

Finally, in the area of Adult Education, a similar contract with the Salt River Tribe of Arizona has been let to assist people to be more involved in the management of individual allotments. As a result of this, more than 800 of 1,500 owners of allotted land have unitized their lands, have appointed "unit spokesmen" and have directly leased more than 5,000 acres of agricultural land, as well as several parcels of commercial acreage.

2. Welfare and Guidance Services

Subactivity	F.Y. 1968	F.Y. 1969	F.Y. 1970	Increase (+) or Decrease (-) 1970 compared with 1969
	Amount Available	Amount Available	Estimate	
A. General Assistance.. (Caseload)	\$8,578,106 (21,065)	\$7,152,000 (21,500)	\$9,402,000 (21,500)	\$+2,250,000
B. Other Welfare Assistance:				
(1) Child Welfare.. (Caseload)	3,189,739 (3,284)	3,153,000 (3,500)	4,053,000 (3,700)	+ 900,000 + (200)
(2) Miscellaneous Assistance...	97,503	130,000	130,000	-
C. Social Services.....	4,690,116	4,547,000	4,547,000	-
D. Housing Improvement.	3,017,923	3,671,000	5,646,000	+1,975,000
Total.....	19,573,387	18,653,000	23,778,000	+5,125,000

A. General Assistance: Fiscal year 1969, \$7,152,000; fiscal year 1970, \$9,402,000; increase, \$2,250,000. The increase consists of:

Amount	Increase (+) or Decrease (-) Positions	Total Program	Total Positions	Explanation
1. \$+1,900,000	-	\$9,402,000	-	Increased unit costs for current caseload.
2. + 350,000	-	-	-	Expand tribal work experience program.

Need for Increase:

As in other areas with a high degree of poverty Indian reservation communities are beset with social problems including family instability; alcoholism, the need for direct financial assistance to provide daily necessities; and a need for an opportunity to be productively employed. The Federal Government has assumed responsibility for providing financial assistance and other social services to residents of reservation communities who do not receive State and county assistance.

Program increases will provide general assistance to 21,500 persons at a cost of \$9 million or an increase of \$1.9 million over fiscal year 1969. This represents no increase over the estimated 1969 caseload, and approximately 450 more persons than the actual caseload for 1968. This estimate anticipates that the activities of Employment Assistance, Industrial Development, and other anti-poverty programs will compensate for other factors such as population increase and decrease of unskilled seasonal labor opportunities, which in the past have increased the need for assistance. It assumes, also, that the fishing season in Alaska will return to the normal level thereby reducing caseload. However, it also takes into consideration the 1967 amendments to the Social Security Act requiring States to adjust State public assistance standards not later than July 1, 1969, in accordance with increased living costs. This will increase the

number of persons eligible for assistance as well as increasing unit costs of assistance. Increased eligibility will compensate for any reduction in the Alaskan caseload.

The tribal work experience programs, which enable recipients of general assistance to do constructive work instead of being idle, were begun on a pilot basis. Where the programs are in operation, tribes prefer them to direct assistance which does not involve work, and additional tribes are interested in beginning such programs. Increase required \$350,000.

Program of Work: General assistance will be provided to needy Indians on reservations who are not eligible for public assistance under the Social Security Act (Old Age Assistance, Aid to the Blind, Aid to Families with Dependent Children, and Aid to the Permanently and Totally Disabled) and for whom such assistance is not available from established welfare agencies or through tribal resources. Where possible, general assistance will be accompanied by rehabilitative services leading toward individual self-sufficiency. Tribes will be encouraged and assisted to develop work projects for employable recipients of general assistance. These expanded tribal work experience programs will provide work opportunities for an additional 500 employable persons who would otherwise receive welfare assistance.

B. Other Welfare Assistance: Fiscal year 1969, \$3,283,000; fiscal year 1970, \$4,183,000; increase \$900,000.

(1) Child Welfare: Fiscal year 1969, \$3,153,000; fiscal year 1970, \$4,053,000; increase \$900,000. The increase consists of:

<u>Increase (+) or Decrease (-)</u>		<u>Total Program</u>	<u>Total Positions</u>	<u>Explanation</u>
<u>Amount</u>	<u>Positions</u>			
\$+900,000	-	\$4,053,000	-	Increased unit costs for current caseload and care for additional children.

Need for Increase:

The proposed Child Welfare Program will require increased funding of \$0.9 million, all of a built-in nature. An additional 200 children will receive child welfare assistance costing \$0.3 million in fiscal year 1970 bringing the total caseload to 3,700. Increased unit costs for the 3,500 cases carried over from 1969 amounts to \$0.6 million.

Program of Work: Necessary foster care and appropriate institutional care will be provided for dependent, neglected, and handicapped Indian children from reservations for whom such care is not available through established welfare agencies.

Miscellaneous assistance in the amount of \$130,000, no increase over previous year, will provide burials for needy Indians and for other costs related to welfare programs, including arrangements with some needy tribes for meeting some of the costs of the surplus food commodities programs for needy Indian families.

C. Social Services: Fiscal year 1969, \$4,547,000; fiscal year 1970, \$4,547,000. No change.

<u>Increase (+) or Decrease (-)</u>		<u>Total Program</u>	<u>Total Positions</u>	<u>Explanation</u>
<u>Amount</u>	<u>Positions</u>			
-	-	\$4,547,000	406	To assist Indian people to cope with social problems.

Program of Work: Applications and continuing eligibility for assistance will be appropriately investigated. The needs of neglected and handicapped Indian children will be investigated and when placement away from home is indicated, arrangements will be made for appropriate care.

Social Services only (counseling without financial assistance) will be provided to an estimated 13,500 families. This is 300 more than expected for 1969, and approximately 600 more than the actual caseload for 1968. However, the average monthly caseload per social worker is approximately 140 families, whereas the standard recommended by the Department of Health, Education, and Welfare for families with social problems is a maximum of 60. Hence, there will be only a minimum of casework services, within limitations of available staff, to provide, when necessary, help to the Indian people in coping with serious social problems, to encourage efforts toward self support and use of available resources, to prevent family breakdown and to assist in securing services and assistance from other public agencies.

Appropriate counseling will be provided regarding family planning services. Consultation will be provided to tribal courts in connection with problems of children and provision of protective services, and staff services will be provided to assist in housing programs and programs for family use of judgement funds. Consistent efforts will be made to promote the development of Indian people toward management of their own affairs.

Examples of Recent Accomplishments: General assistance has been provided to meet the basic living needs of indigent Indians on reservations who cannot provide for themselves. On 11 reservations, tribes have been assisted to develop tribal work experience programs to provide a variety of work opportunities for persons receiving general assistance. Over 400 persons have been employed in these programs. Many were considered to be only marginally employable, and yet some have already moved into permanent employment. For a number of others, as a result of steady work, there has been noticeable improvement in family stability and decrease in use of alcohol. Indian children without homes, or who cannot live at home, have been provided with foster care, and children who are physically or mentally handicapped have been provided with special care. Counseling and guidance have been provided to improve family relationships and to help Indians to help themselves by use of available resources. There has been liaison and consultation with Federal, State, and county welfare agencies to assure that Indian people receive the assistance and services to which they are entitled.

D. Housing Improvement: Fiscal year 1969, \$3,671,000; fiscal year 1970, \$5,646,000; increase, \$1,975,000. The increase consists of:

<u>Increase (+) or Decrease (-)</u>		<u>Total Program</u>	<u>Total Positions</u>	<u>Explanation</u>
<u>Amount</u>	<u>Positions</u>			
\$+1,975,000	2	\$5,646,000	56	To provide for increase in number of families assisted.

Need for Increase:

Only 22,000 of the 90,000 Indian families surveyed in 1968 live in houses of standard condition. Houses which can be renovated to standard condition number 19,000. A total of 49,000 new homes are required to replace other substandard dwellings for 14,000 families now living with other families in overcrowded conditions.

Program of Work: Emphasis of the Bureau's Housing Improvement program will continue to be on renovation and enlargement of existing housing. Grants will be made for only part of the cost of improvements or replacement housing where the family involved is able to provide the remainder of the cost from its own resources or by borrowing funds under Farmers Home Administration, tribal credit,

or other programs. In 1970, 3,750 houses will be improved and 200 constructed. The 1970 funding required for this program is \$5.6 million.

These programs, wherever possible, will be coordinated with OEO and Labor Department training programs and Bureau work experience program to provide both construction training and home improvement.

Examples of Recent Accomplishments. In fiscal year 1968, 276 new homes were constructed and over 1,400 repaired. During fiscal year 1969, the program will provide more adequate or improved housing conditions for some 2,600 Indian families.

3. Relocation and Adult Vocational Training

Subactivity	F.Y. 1968 Amount Available	F.Y. 1969 Amount Available	F.Y. 1970 Estimate	Increase (+) or Decrease (-) 1970 compared with 1969
A. Relocation services..	\$7,173,448	\$8,558,000	\$19,026,000	\$+10,468,000
B. Adult vocational training.....	13,614,952	15,818,000	25,000,000	+9,182,000
Total.....	20,788,400	24,376,000	44,026,000	+19,650,000

A. Relocation Services: Fiscal year 1969, \$8,558,000; fiscal year 1970, \$19,026,000; increase, \$10,468,000. The increase consists of:

<u>Increase (+) or Decrease (-) Amount</u>	<u>Positions</u>	<u>Total Program</u>	<u>Total Positions</u>	<u>Explanation</u>
\$+10,468,000	55	\$19,026,000	342	To provide services and financial assistance to Indians who are preparing to accept employment.

Need for Increase:

All Americans should have the opportunity to realize their full potential - economic, political, social and cultural. Indians have the right to expect equality of opportunity with all other Americans. They are entitled to a standard of living equal to that of the country as a whole with freedom of choice to remain in their homeland or opportunity to move to the towns and cities of America. Whatever their choice, they must have adequate job opportunity and be equipped with the necessary skills to qualify for and retain employment.

There are over 600,000 Indians in the United States, over 400,000 of them living on or near reservations. They live in varying degrees of poverty which stem from lack of job opportunities, lack of educational opportunities, underdevelopment of resources and cultural differences. The Indian unemployment rate is about 37% --10 times the national average. A large proportion of Indian families have incomes that are below the \$3,800 poverty level. Without a positive employment assistance program, the problem will worsen as populations increase.

Jobs needed by 1974

Current unemployment	49,000
Current underemployment	27,000
To employ new entries into labor force (1968-1974)	51,400
To raise labor force participation to U.S. rates	4,000
Total jobs needed (1968-1974)	131,400

During the past two years, initial Reservation Development Studies have been completed for all major reservations to ascertain the income potential and related costs for fully developing each reservation's resources to maximize Indian income and employment. While much can and is being done to increase reservation employment and income opportunities, it will not be possible to provide full employment for a major portion of either the current or future labor force entirely through reservation development programs. If the on-reservation programs are accelerated as proposed in this budget, an additional 49,400 jobs would be provided by 1974. (An increase of 21,800 over what would be accomplished at the 1969 program level). However, this will fall far short of meeting employment needs as there still would be need for some 82,000 additional jobs. This emphasizes the urgency for providing the Indian people with off-reservation employment opportunity through direct employment assistance and institutional training.

For on- or near-reservation employment, the greatest opportunity is industrial development and development of the institutions of the community. For individuals, the choice is more complex. Many Indian young people will opt to work in their communities for a better way of life. Others, eager to make their way in the competitive larger society, will wish to leave the reservation and fit into the economy as productive workers wherever suitable jobs are available and conditions are conducive to a good life. This second choice, always voluntary, has been made real in the past for over 115,000 Indian people through the Employment Assistance Program.

While motivation of individuals has been a deterrent to a maximum program of relocation in the past, today, as a result of the example of relatives and friends who have left the reservation and as a result of improved job opportunities throughout the nation, a large backlog of individuals awaits assistance in finding off-reservation jobs, some near home and a majority in the state of origin.

The last Congress recognized this opportunity by increasing the authorization of the Adult Vocational Training Program from \$15 million to \$25 million. Even with the constraints of the current budget, the option of finding off-reservation jobs and job training is so popular now with Indians and so viable that the relocation and the adult vocational training programs should be expanded as proposed.

Indian employment goals by 1974 are:

- provide employment opportunity for the estimated 131,400 Indians that will need such assistance.
- reduce unemployment in the present labor force to rate consistent with the national average (currently less than 4%).
- increase labor force participation rates from the current 56% to the national average rate of 61%.

--reduce underemployment by providing full employment opportunity.

--provide jobs for new labor force entries of young people and returning veterans.

The following table summarizes the additional job opportunities that should result from the increased program levels proposed in the 1970 budget:

	<u>Without Recommended Increase</u>	<u>With Recommended Increase</u>
Additional Indian jobs provided by on-reservation programs.....	27,600	49,400
Jobs provided by relocation and adult vocational training programs.....	39,000	70,400
Adjustment for replacement and duplications.....	-3,000	-13,700
Underemployment and unemployment.....	67,800	25,300
Net 1968-1974 change in underemployment and unemployment.....	-8,200	-50,700

If reservation programs and relocation and adult vocational training programs were continued at 1969 levels they would not make significant improvements in the Indian employment situation. They would be barely sufficient to keep up with a growing population and to prevent a worsening employment situation. However, under the proposed program, projected employment improvement will be increased 6 times over and above that of the 1969 level program by 1974. Projected income improvement under the program would bring 78 to 95 percent of the trainees above the poverty level of \$3,800 for a family of 5. In addition, such a program would bring increasing returns as these programs are expanded to increase employment and otherwise lessen economic dependence on the Federal Government.

Program of work. Direct job placement efforts in urban areas are currently running at the rate of 2,780 annually and will be expanded to 6,530 annually in 1970 with the proposed increase in funding to \$19.0 million. Residential family training which is currently running at a rate of 905 annually will be expanded to 1,280 trainees with the 1970 increase. Expansion of on-going relocation services programs will require \$17.1 million of the total \$19.0 million increase. These programs will, with the addition of the following specific new projects, enable the Bureau to increase the FY 1970 relocation services initial placements by about 3,900 or 124% over FY 1969 initial placements. The specific new projects are:

- (1) Experience has shown that distance to employment centers played a significant role in motivating Indians to relocate. To further alleviate this we propose the establishment of two additional placement centers in cities located near Indian reservations. The cost for these centers will require an increase of \$200,000.

- (2) The vicious poverty cycle of a particular group of Indians, the so-called "hard core poor", will deepen unless the Residential Training program is immediately expanded to offer these individuals an opportunity to better themselves economically. The Roswell Employment Training Center (RETC) was specifically designed for this purpose. RETC facilities will be expanded under the proposed program to accommodate 200 more trainees, bringing it up to full capacity of 500 which yield about 650 graduates annually.

At present, Residential Training Centers which are extremely popular with the Indian people, since they serve entire families, have a potential service population of approximately 7,700. Many of these are willing to forego welfare assistance in order to take this training. This expansion of the RETC will require an increase of \$1,050,000.

- (3) One of the most difficult groups of Indians to serve are the "Solo Parents." These consist of unwed mothers, widows, and divorcees with children who have special problems and need special attention and treatment. A recent survey has been made and it was found that there is an immediate potential of approximately 2,150 applicants in this group. Many of these are now receiving Aid For Dependent Children but would prefer to learn a skill and become gainfully employed. To assist this group, we propose to establish a pilot "Solo Parent" program in one of the larger western cities where training and employment opportunities are good and where individual special problems can be minimized or resolved. This program will require an increase of \$300,000. The immediate goal of this project is to develop a program suitable to the training needs of "solo parents" so that they are able to enter the world of work at a level comparable to other institutional trainees. Project evaluation will enable the BIA to determine the feasibility of a full scale effort aimed at the special problems of "solo parents."
- (4) Four hundred thousand dollars (\$400,000) is included to provide for increased costs for transportation, subsistence enroute to the employment and subsistence until the first paycheck is received.

B. Adult vocational training: Fiscal year 1969, \$15,818,000; fiscal year 1970, \$25,000,000; increase \$9,182,000. The increase consists of:

<u>Amount</u>	<u>Increase (+) or Decrease (-) Positions</u>	<u>Total Program</u>	<u>Total Positions</u>	<u>Explanation</u>
\$+9,182,000	41	\$25,000,000	321	To provide training which will lead to self-support.

Need for Increase:

About 50% of the 49,000 unemployed, 27,000 underemployed and most of the 55,000 new entrants into the labor force will require job training, either institutional or on-the-job (OJT), before they can become employed. The increased emphasis being placed upon commercial and industrial development of Indian reservations also requires supportive increases in both institutional vocational training and OJT placements.

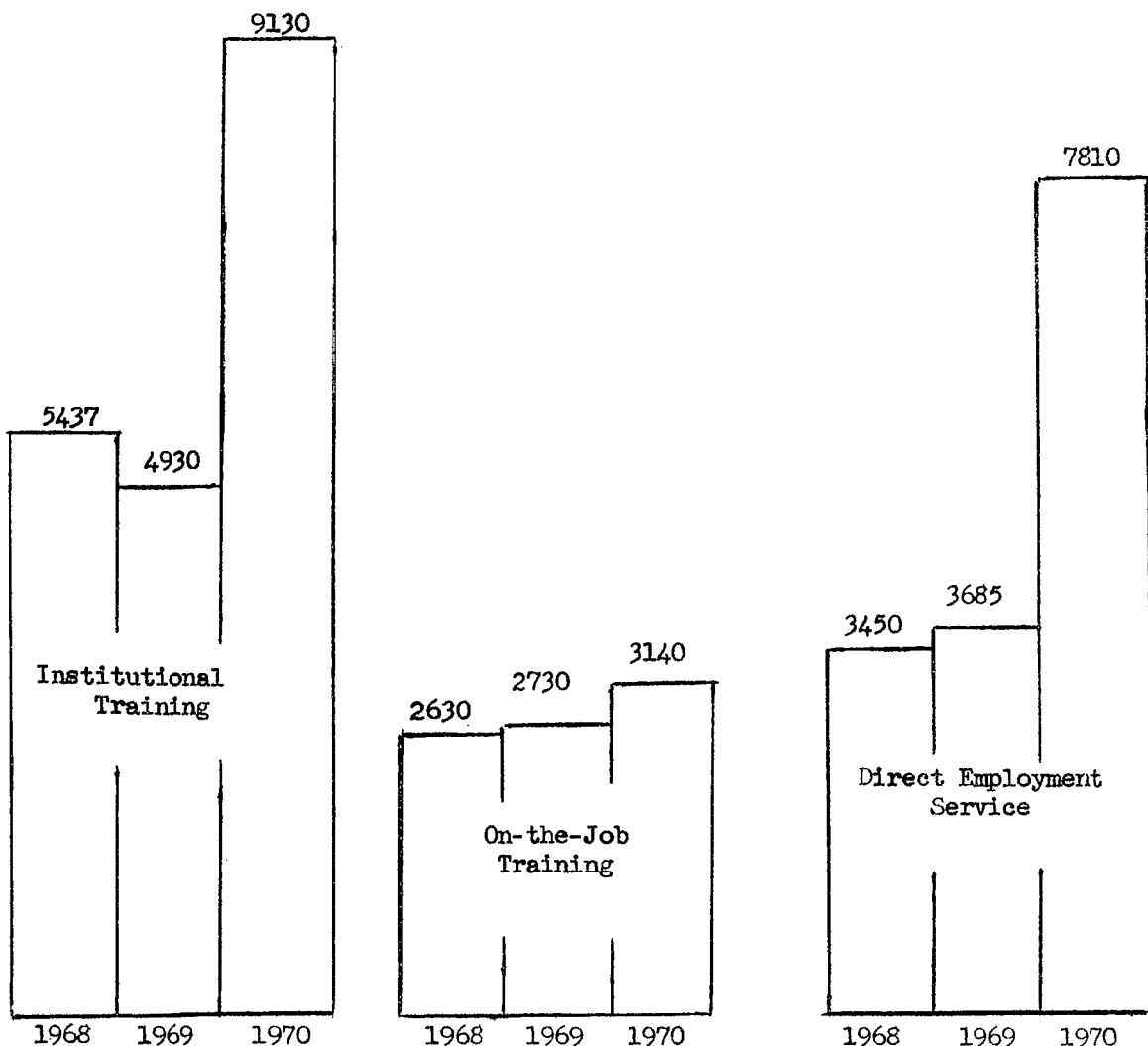
Program of Work. The proposed FY 1970 program would provide \$22.4 million of AVT funds for institutional training; an increase of \$8.8 million. This program will assist 9,130 institutional trainees of which 7,175 are new entries and will result in 3,935 initial trainee placements in FY 1970, a 86% increase over FY 1969.

The proposed fiscal year 1970 OJT program amounts to \$2.6 million of Adult Vocational Training funds, an increase of \$0.4 million over fiscal year 1969. This program will serve 3,140 trainees during fiscal year 1970 and of these, 2,140 will be new entries into training. The OJT program will be closely coordinated with the Commercial and Industrial Development Program.

Examples of Recent Relocation and Adult Vocational Training Accomplishments:

A graphic presentation of Employment Assistance output by activity for fiscal years 1968, 1969, and 1970 is shown below. It should be noted that 1969 outputs are depressed due to increased subsistence grants put into effect in FY 1969 thereby raising the per-unit cost of training.

EMPLOYMENT ASSISTANCE SERVICES BY ACTIVITY
FISCAL YEAR 1968 (ACTUAL), 1969 (ESTIMATE), AND 1970 (ESTIMATE)
SINGLES AND HEADS OF FAMILY SERVED



Since the inception of the Employment Assistance Program through June 30, 1968, 31,479 single persons or heads of families were placed directly into employment from which 67,522 persons benefited. During fiscal year 1968 there were 3,172 new entries into institutional vocational training increasing the total serviced since enactment of P.L. 959 to 21,253 entries, 13,538 completions, 5,883 discontinuances with 1,832 still in training at the end of the fiscal year. From this training about 13,905 initial skilled job placements have resulted, benefiting approximately 23,640 persons. On-the-job training placements have totaled 8,082 benefiting 24,245 persons.

The family residential training centers at Madera, California, and Roswell, New Mexico are operated under contract by Philco-Ford Corporation and Thiokol Chemical Corporation respectively. As of June 30, 1968, these centers had accommodated 840 entries of which 158 had completed and 170 had discontinued with 486 families still in training. These centers have become extremely popular with Indian people in the lower education and lower skills group.

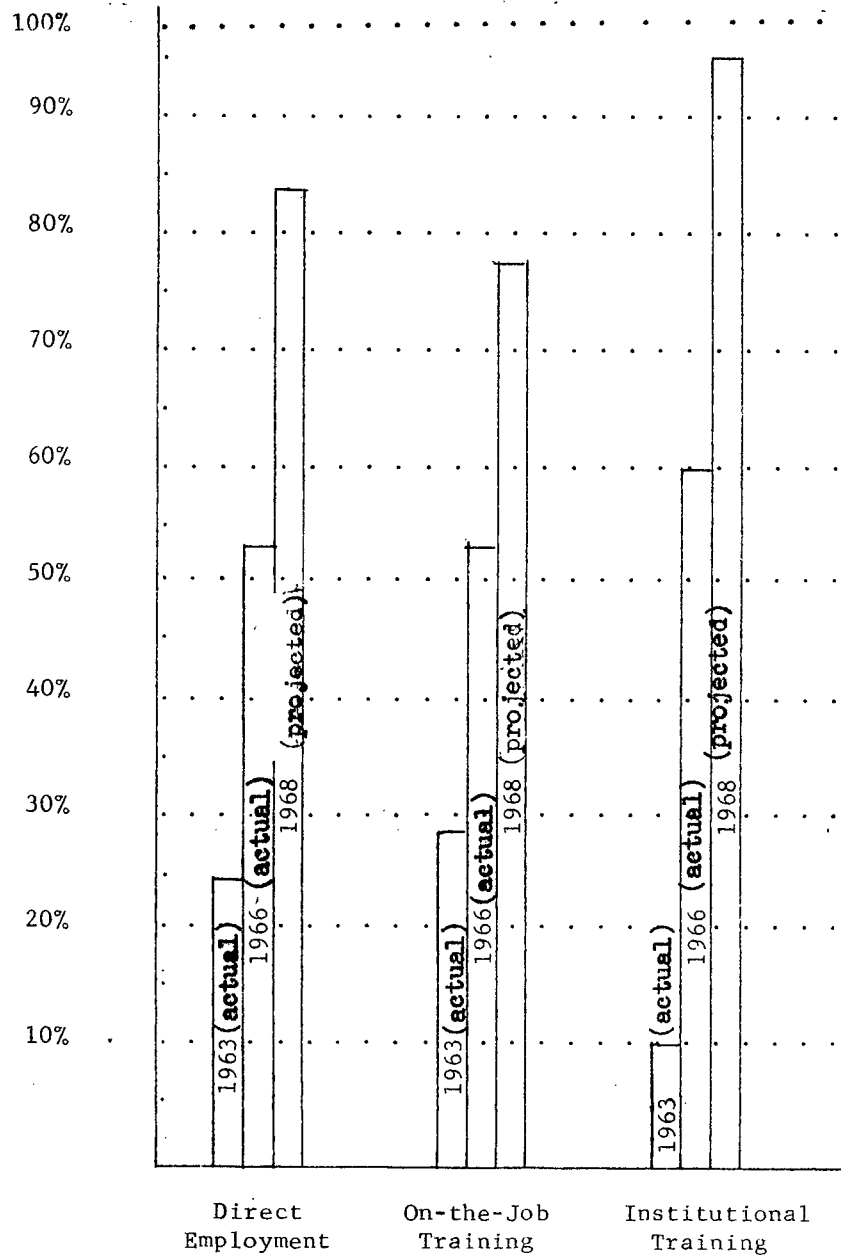
The placement services recently initiated in the cities of Tulsa, Oklahoma City, and Minneapolis-St. Paul have resulted in 533 job placements during fiscal year 1968.

On October 12, 1967, a "Joint Statement of Principles of Cooperation" was entered into with the Bureau of Prisons. The objective being to assist Indian offenders to achieve self-dependence upon their release from confinement through help in acquiring needed skills, changes in attitudes and other resources necessary to adjust acceptably to the community. From October 1967 through June 30, 1968, 61 parolees were assisted. Of these 46 are still in the program and 15 dropped out.

In 1963, 5,108 persons received services in the fields of Direct Employment, On-the-Job Training and Institutional Training. During 1966 a study was completed of the socio-economic status of 327 of the 1963 program recipients. The results of that study were published in October 1966 as "A Followup Study of 1963 Recipients of the Services of the Employment Assistance Program, Bureau of Indian Affairs."

As part of on-going evaluation of Employment Assistance programs, the Bureau completed another survey of the 1963 Recipients of Employment Assistance. Eighty-five percent of the trainees originally surveyed in 1966 were again interviewed for this 1968 study to determine their present socio-economic status. The following chart illustrates progress of the sample program recipients between 1963 and 1968, as related to the commonly accepted "poverty level" which currently is \$3,800 for an average family of five. The progress shown is probably the most important indication of the success of the various employment assistance programs.

Percent of 1963 Program Recipients above Poverty Level



Actual average 1966-67 earnings for recipients of all services showed that 186 male recipients were averaging \$4,774 per year by 1967 and 93 female recipients were averaging \$2,238 for an overall weighted average of \$3,929 per year.

Based upon hourly wages being earned in 1968, the average Direct Employment recipient has a projected annual income of \$4,306 and a projected household income of \$6,430 (more than head of household employed). The average On-the-Job Training trainee has a projected annual income of \$3,702 and a \$7,921 projected household income. The annual income of institutional trainees projects at \$4,909 with a household projection of \$7,460.

In order to meet training requirements of Indians unable to benefit from either direct placement or conventional training programs, Residential Family Training was initiated by the BIA at Choctaw, Mississippi in February 1967. Since then, additional centers have been opened at Madera, California and Roswell, New Mexico. As of December 31, 1968 1,196 Indian persons have participated in this type of training. 317 have actually completed training and were placed in jobs.

Residential family training has not been in existence long enough to permit extensive evaluation such as that made of Adult Vocational Training and Direct Employment. However, two preliminary evaluations have been made of the work experience of 120 of the first trainees to complete or partially complete training at the Madera Center.

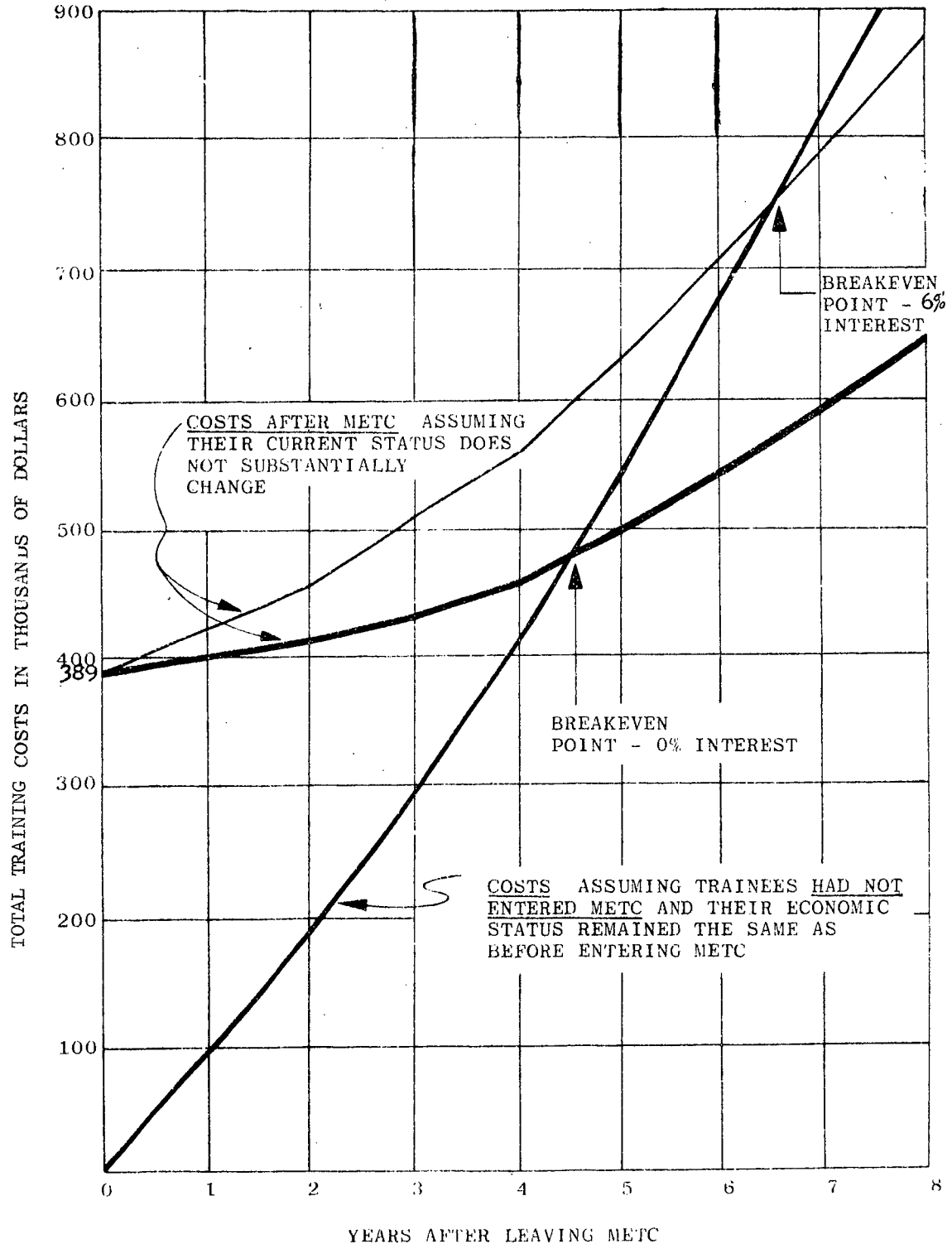
A. Madera Employment Training Centers - Analysis of Cost to Government

A cost analysis was made of METC graduates and those partially completing training to evaluate the economic benefits that may accrue to the government as a result of the METC program.

The method used in the METC cost analysis was to compare, for the selected group (120 trainees and 69 children), their current status against their status prior to entering the training center, assuming that, if this group had not gone through the training program, their current status would be the same as it was prior to entering the training center. The following cost factors were considered -- (1) METC training cost, (\$389,000), (2) Welfare costs, (3) Education costs of the children (reservation school costs versus locally administered public schools), (4) Health service costs. (Government provides complete health services to reservation Indians). In addition, the payment of income taxes by gainfully employed graduates of the program was considered as an element which would reduce costs to the government.

The following graph illustrates the results of the study. It compares costs of the sample trainees with hypothetical costs assuming they had not undergone training:

CUMULATIVE COST COMPARISONS OF METC
 TRAINEES - WITH AND WITHOUT METC



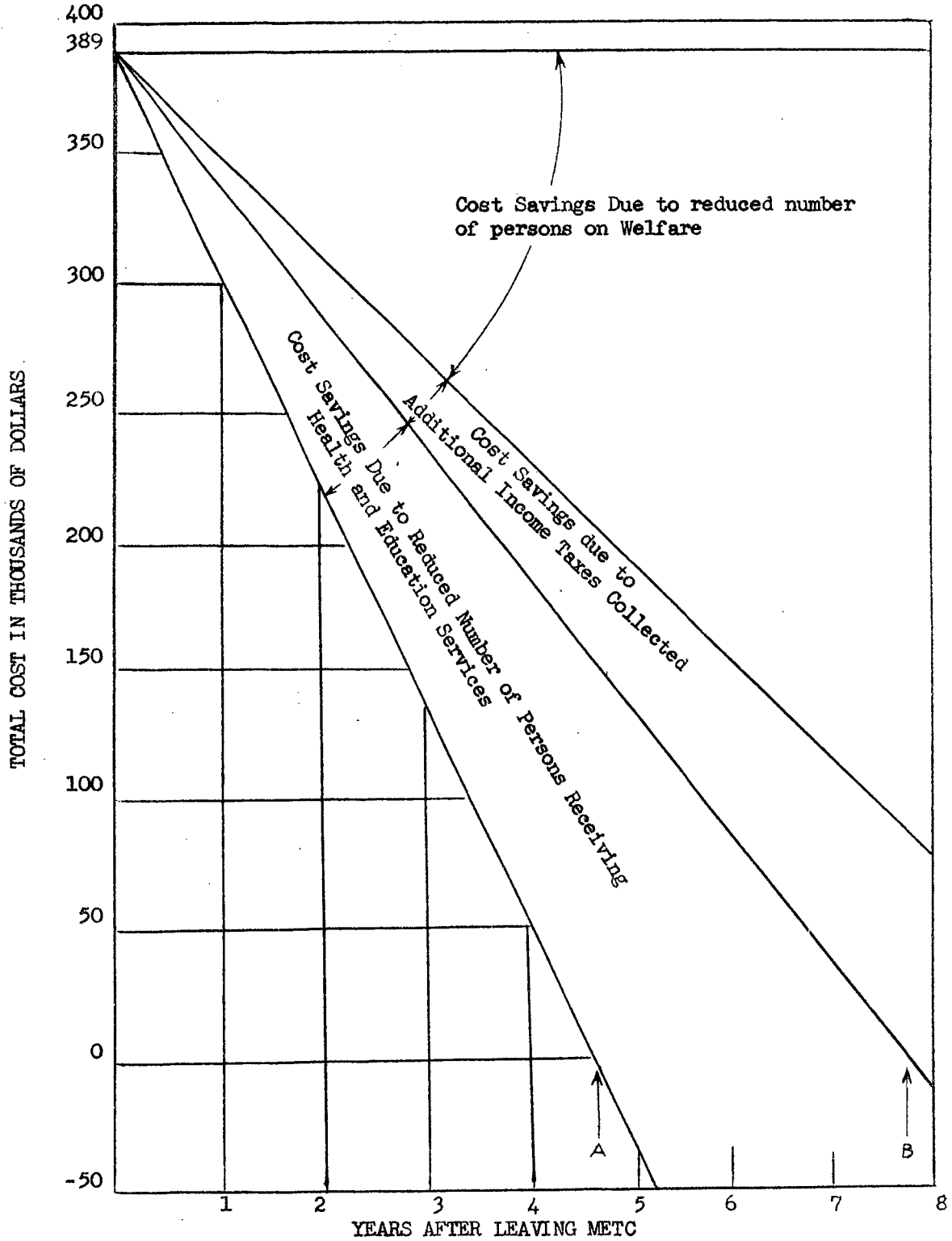
Conclusion derived from the cost analysis and illustrated above are:

1. At a 0% interest rate the break-even point is 4.5 years. That is, considering all cost, METC training, welfare, health, and education, the cost to the government after 4.5 years for the METC trainees begins to be less than if they had not received any training.
2. At 6% interest the break-even point is 6.6 years, again considering all costs.

The following graph shows the cumulative cost differences between costs with METC training and without METC training assuming no interest charges. It shows that:

1. The government will have obtained benefits equal to its costs 7.7 years after completion of training considering only the immediately realizable cost savings of welfare and negative costs of income taxes. This point is represented at B on the graph.
2. If other costs savings for health and education services are included the break-even point is 4.5 years (point A). While these savings, in health and education costs are not defined as readily as welfare costs or tax payments, they nevertheless do contribute to the economic feasibility of the residential training concept.

METC TRAINING COSTS LESS WELFARE COSTS REDUCTION,
 INCOME TAX PAYMENT INCREASE, AND HEALTH AND
 EDUCATION COST REDUCTIONS



B. METC Cost-Benefit Analysis

The METC cost-benefit analysis considered only benefits accruing to the trainee as compared to cost to both the trainee and the government. Using this technique METC training has a benefit-cost ratio of about 3 to 1 assuming a work span of 40 years at a constant wage rate.

The following table summarizes the computation of the METC benefit-cost ratio.

Computation of Benefit-Cost Ratio for METC
(per Trainee)

Benefits:

Present value of additional annual earnings, per trainee..... \$11,078.00

Prior to METC 45 trainees were employed at an average hourly wage rate of \$1.84 or an annual income of \$3,800. After METC 57 trainees were employed at an average hourly wage of \$2.19 or an annual income of \$4,550. Additional annual earnings per trainee =

$$\frac{(4,550 \times 57) - (3,800 \times 45)}{120} = \$736.25$$

The present value of this amount for 40 years (assuming the average age of trainees is 25 and retirement is at age 65) at a 6% rate of interest is \$11,078.

Costs:

Training costs per trainee surveyed..... \$ 2,806.41

Estimated cost per training "slot" per year is \$5,000. Monthly cost per trainee is \$417 ($\frac{\$5000}{12}$).

Average length of training for the 120 trainees surveyed was 6.73 months. Therefore, the average length of training multiplied by the monthly cost yields an average cost per trainee of \$2,806.41 (6.73 x \$417 = \$2,806.41)

Clothing allowance per trainee..... 94.50

Allowance of \$60 per trainee and child; an average of .575 children per trainee.

Foregone earnings per trainee..... 799.19

Number of trainees working prior to METC times their monthly income times the average length of training divided by the total number of trainees.

$$\frac{45 \times 3,800 \times 6.73}{120}$$

Total costs..... 3,700.10

Benefit - Cost Ratio $\frac{\$11,078}{3,700} = 2.994$

4. Maintaining Law and Order

Activity	F.Y. 1968 Amount Available	F.Y. 1969 Amount Available	F.Y. 1970 Estimate	Increase (+) or Decrease (-) 1970 compared with 1969
Maintaining law and order.....	\$2,982,657	\$4,141,000	\$4,741,000	+\$600,000

Maintaining law and order. Fiscal year 1969, \$4,141,000; fiscal year 1970, \$4,741,000, increase, \$600,000. The increase consists of:

<u>Increase (+) or Decrease (-)</u> <u>Amount</u>	<u>Positions</u>	<u>Total Program</u>	<u>Total Positions</u>	<u>Explanation</u>
+\$600,000	-	\$4,741,000	353	To meet built-in cost increases.

Need for Increase:

The increase will be used to offset built-in or automatically increased cost in order to maintain the program and services at approximately the current year's effectiveness. Built-in costs involve the need to replace 23 police-type vehicles (\$41,400); motor vehicle operations for an estimated increase of 500,000 miles (\$50,000); an increase of 6,000 Indian court cases (\$150,000); increase costs of jail operations for the care and feeding of 2,000 additional prisoners in reservation jails and off-reservation contract facilities (\$60,000); increased costs for premium compensation pursuant to the new federal pay act for investigative and enforcement personnel (\$95,000); overtime pay for officers not qualified for premium compensation (\$83,600); and increased other program operational costs, not including salaries, estimated at 3% rise in FY 1970 (\$120,000) based on current year cost experience.

Program of Work. The maintenance of law and order on Indian reservations, where states do not have jurisdiction, is a federal-tribal responsibility. Program services include crime and delinquency prevention, investigation and enforcement, Indian courts, jail operations and rehabilitation. Services are provided to an estimated 280,000 Indians located on reservations comprising a service area of 96,000 square miles.

Reported crime on reservations in FY 1968 increased by 15% over FY 1967. Corresponding increases occurred in the number of offenders identified, the workload of the Indian courts and other related program functions and services. The increasing crime rate on reservations is a serious problem, and one of deep concern to both the Bureau and tribal governments. It is one that can and will, if not checked, undermine the various community programs and services aimed at economic and social advancement of Indians and their reservation communities.

The National Crime Index released by the F.B.I., reports a 19% increase in reported crime for the first nine months of 1968 over the same period in 1967. The impact of the present crime rate and the seriousness of specific problem areas surrounding law and order on reservations is reflected in the summary statements below.

A total of 77,165 offenses were reported in FY 1968, an increase of 10,064 offenses, or a rise of 15% over FY 1967. Projecting the present rate of increase, 88,666 offenses will be reported in FY 1969 and in excess of 100,000

offenses will be reported in FY 1970.

A crime rate of 275 offenses per 1,000 population was reported in FY 1968, which far exceeds the national average in rural America.

Approximately 2,000 of the total number of reported crimes are of the major or felony type, with the remainder being misdemeanor offenses.

A total of 75,314 violators were identified in FY 1968, an increase of 6,235 individuals, or a rise of 9% over FY 1967. Of the total offenders identified, 53,517 were male adults, 12,463 were female adults, 6,581 were male juveniles and 2,753 were female juveniles.

Male juvenile offenders increased 15% in FY 1967, and female juvenile offenders increased by 26% over the same period.

A total of 68,283 criminal cases were disposed of in the Indian courts in FY 1969, an increase of 4,582 cases, or a 7% increase over FY 1967. Additionally, 5,617 civil cases were initiated in the Indian courts during the same period. 63,349 adult criminal cases were disposed of by Indian courts, with approximately 79% Guilty findings, 7% Acquitted, 8% listed as "Other" and the remaining 6% in "Pending."

Of the 55,581 total Indian court convictions, 17,266 persons were identified as single offenders, each convicted one time during the year. An additional 10,773 persons were identified as repeat offenders, who accounted for 38,315 Indian court convictions, or about 69% of the total convictions for FY 1968. Thus, a hard core approximating only about 1/3 of the offenders accounted for most of the total convictions.

A total of 12,100 persons were placed on probation or parole by the Indian courts, a 17% rise over FY 1967. Supervision was extended in only 2,816 cases, with the remaining 9,284 cases unsupervised.

The present number of reservation enforcement officers per 1,000 reservation Indian population is 1.8, with 0.65 officers per 100 crimes, which are inadequate staffing levels when considering the present and projected crime rate on reservations.

Bureau and tribal law and order vehicles travelled in excess of 9.9 million miles in FY 1968 in the maintenance of law and order.

A number of factors account for the substantial increases reflected in FY 1968 and the projections through FY 1970. Foremost, is the absence of any coordinated approach or effort on the prevention of crime and delinquency, or the rehabilitation of offenders. The Bureau's law and order program has been retained to the same financial level for a number of years, except for the funding increase in FY 1969. These financial restraints, which imposed severe limitations on

staff and resources over a considerable span of time and which remain today in a number of instances, are a contributing factor to the present and projected problems surrounding the increase of crime on reservations. Other accountable factors include an improved reporting format, better trained personnel, coupled with the belief that part of the increase now reflected has existed in past years but remained unreported.

Examples of recent accomplishments. Tribal governments are taking a keen interest in their respective law and order programs and are searching for ways and means of improving such services. They want more effective and efficient preventive, enforcement, judicial and rehabilitative services. Existing field personnel have further extended their efforts to provide increased services. With the continuing interest and concern of the tribes, a number of improvements have been accomplished, within the limited resources available.

The new Civil Rights Act of 1968 has numerous implications for the future administration of justice in Indian Country. The Bureau has initiated conferences with its own field staff and Indian tribal officials to explore this act and develop appropriate action plans. While this activity is too recent to have resulted now in firm proposals, as plans are developed, their costs will be reflected in subsequent budget presentations.

A number of tribes have enacted resolutions and ordinances to update and improve their codes of law. Several tribes have adopted entirely new and more comprehensive law and order codes. In cooperation with several tribes, professional attorneys have been employed on an intermittent basis as trial judges on reservations, and who provide legal advice, guidance and training for Indian court judges. A modern court recording and record system has been installed in several of the Indian courts. A number of additional tribes have requested the intermittent employment of professional attorneys and court recording equipment.

Honor farms, operated on three reservations, in conjunction with the reservation jails, continues to be successful. These facilities provide an opportunity for prisoners to work on various tribal projects under supervision of tribal employees, rather than merely serving out their sentences confined to jail. The honor farms have generated a great deal of favorable reaction on the part of the tribal governments, tribal membership at large and in some instances the prisoners involved in the program.

While our experience in the fields of prevention and rehabilitation has been limited, it is in this area that the answer lies in combating the continuing increase of crime and delinquency among Indians on reservations. Having added already this fiscal year in the Central Office an employee specializing in prevention and rehabilitation, emphasis will be given to coordinating the activities and efforts of the three probation officers and the 14 juvenile officers now assigned on reservations.

Limited training has been provided, on an Area Office basis, to a number of reservation law and order employees. Training is the key to improved efficiency of operations. Increased efforts will be made in FY 1970, within existing resources, to expand our training efforts. Our long range plan includes a formalized In-Service Bureau training program designed to equip the approximate 1,000 Bureau and tribal law and order employees with the knowledge and skills necessary for performance of their jobs in the most efficient manner.

ITEMIZATION OF ESTIMATE

Department of the Interior		Bureau of Indian Affairs		
Appropriation Title: Education and Welfare Services				
	Actual 1968	Estimate 1969	Estimate 1970	Increase (+) Decrease (-)
<u>Program and Financing:</u>				
Total obligations....	\$132,590,427	\$145,195,116	\$185,445,000	\$+40,249,884
Contract authorization (48 U.S.C. 50d-1)...	-1,300,000	-1,500,000	-1,500,000	-
Applied to contract authorization (48 U.S.C. 50d-1).....	+910,163	+1,292,884	+1,500,000	+207,116
Unobligated balance lapsing.....	9,410	-	-	-
Appropriation.....	132,210,000	142,145,000	185,445,000	+43,300,000
Proposed Supplemental due to Civilian Pay increase (81 Stat. 624,626).....	-	2,843,000	-	-2,843,000
<u>Obligations by Objects:</u>				
11 Personnel compensation....	63,534,612	72,604,000	77,420,000	+4,816,000
12 Personnel benefits	5,209,127	5,955,000	6,348,000	+393,000
21 Travel and trans- portation of persons.....	3,315,019	3,365,000	4,595,000	+1,230,000
22 Transportation of things.....	1,920,102	2,000,000	2,845,000	+845,000
23 Rent, communications, and utilities...	3,144,531	3,200,000	3,320,000	+120,000
24 Printing and reproduction....	92,340	98,000	111,000	+13,000
25 Other services... Services of other agencies.....	3,983,250	4,023,000	4,823,000	+800,000
26 Supplies and materials.....	708,126	713,000	719,000	+6,000
31 Equipment.....	17,625,593	18,063,116	20,181,000	+2,117,884
41 Grants, subsidies, and contributions	1,038,206	1,700,000	2,865,000	+1,165,000
	34,226,521	35,974,000	64,918,000	+28,944,000
Subtotal.....	134,797,427	147,695,116	188,145,000	+40,449,884
Deduct quarters and subsistence charges...	-2,207,000	-2,500,000	-2,700,000	-200,000
Total obligations...	132,590,427	145,195,116	185,445,000	+40,249,884

RESOURCES
MANAGEMENT

BUREAU OF INDIAN AFFAIRS

Resources Management

Appropriation, 1968.....	\$47,179,000	
Second supplemental appropriation, 1968.....	<u>1,972,000</u>	
Total available, 1968.....		\$49,151,000
Appropriation, 1969.....	50,240,000	
Pay cost supplemental.....	<u>1,619,000</u>	
Total available, 1969.....		51,859,000

Summary of Increases and Decreases, 1970

	<u>Base for 1970</u>	<u>Increase 1970</u>	
<u>Forest and range lands</u>			
Forestry.....	\$3,921,000	<u>\$600,000</u>	+ 600,000
<u>Agricultural and industrial assistance</u>			
Agriculture extension.....	1,923,000	250,000	
Reservation programs.....	1,703,000	400,000	
Industrial development.....	773,000	400,000	
Tribal operations.....	1,044,000	200,000	
Housing development.....	1,888,000	<u>300,000</u>	+1,550,000
<u>Management of Indian trust property</u>			
Employee compensation fund.....	336,000	<u>64,000</u>	+ 64,000
<u>Repair and maintenance of buildings and utilities</u>	16,869,000	<u>1,119,000</u>	+1,119,000
Net increase, 1970.....			<u><u>+3,333,000</u></u>
Budget estimate, 1970.....			<u><u>55,192,000</u></u>

RESOURCES MANAGEMENT

Analysis by Activities

Activity	Fiscal Year 1968	Fiscal Year 1969		Amount Available
	Amount Available	Total Appropriation	Pay Cost Supplemental	
1. Forest and range lands.....	\$5,555,087	\$5,570,000	\$190,000	\$5,760,000
2. Fire suppression and emergency rehabilitation	880,915	140,000	---	140,000
3. Agricultural and industrial assistance.....	8,658,250	8,878,000	272,000	9,150,000
4. Soil and moisture conservation.....	5,513,141	5,759,000	216,000	5,975,000
5. Maintenance of roads.....	4,050,805	4,101,000	185,000	4,286,000
6. Development of Indian arts and crafts.....	562,555	569,000	10,000	579,000
7. Management of Indian trust property.....	7,355,763	7,449,000	261,000	7,710,000
8. Repair and maintenance of buildings and utilities.....	15,370,639	16,395,000	474,000	16,869,000
9. Operation, repair and maintenance of Indian irrigation systems.....	1,202,728	1,379,000	11,000	1,390,000
Unobligated balance lapsing.....	1,117	---	---	---
Total.....	49,151,000	50,240,000	1,619,000	51,859,000

RESOURCES MANAGEMENT

Activity	F.Y. 1968 Amount Available	F.Y. 1969 Amount Available	F.Y. 1970 Estimate	Increase (+) or Decrease (-) 1970 Compared with 1969	Page Refer- ence
1. Forest and range lands.....	\$5,555,087	\$5,760,000	\$6,360,000	+\$600,000	47
2. Fire suppression and emergency rehabilitation	880,915	140,000	140,000	---	50
3. Agricultural and industrial assistance.....	8,658,250	9,150,000	10,700,000	+1,550,000	51
4. Soil and moisture conservation.....	5,513,141	5,975,000	5,975,000	---	61
5. Maintenance of roads.....	4,050,805	4,286,000	4,286,000	---	63
6. Development of Indian arts and crafts.....	562,555	579,000	579,000	---	65
7. Management of Indian trust property.....	7,355,763	7,710,000	7,774,000	+ 64,000	67
8. Repair and maintenance of buildings and utilities.....	15,370,639	16,869,000	17,988,000	+1,119,000	70
9. Operation, repair and maintenance of Indian irrigation systems.....	1,202,728	1,390,000	1,390,000	---	71
Unobligated balance lapsing.....	1,117	---	---	---	
Total.....	49,151,000	51,859,000	55,192,000	+3,333,000	

1. Forest and Range Lands

Activity or Sub-activity	F.Y. 1968 Amount Available	F.Y. 1969 Amount Available	F.Y. 1970 Estimate	Increase (+) or Decrease (-) 1970 Compared with 1969
(a) Forestry.....	\$3,787,624	\$3,921,000	\$4,521,000	\$ +600,000
(b) Range lands.....	1,767,463	1,839,000	1,839,000	---
Total.....	5,555,087	5,760,000	6,360,000	+600,000

(a) Forestry: Fiscal year 1969, \$3,921,000; fiscal year 1970, \$4,521,000; increase \$600,000. The increase consists of:

<u>Amount</u>	<u>Increase (+) or Decrease (-) Positions</u>	<u>Total Program</u>	<u>Total Positions</u>	<u>Explanation</u>
<u>+\$600,000</u>	<u>+ 21</u>	\$4,521,000	347	To assist the Indians in developing their forests and to protect their forests and range resources from fires.

Need for Increase:

The increase of \$600,000 is requested to realize the following estimated increased benefits over the Fiscal Year 1969 program:

- \$1.45 million in added stumpage income
- 455 new year-long job opportunities
- \$2.2 million in added annual wages
- Opportunities for establishing new logging and milling enterprises - individual and tribal
- Increased profits to existing Indian enterprises
- 295 new indirect jobs in commercial and supporting services.

40% of the proposed 1970 investment will be returned to the Treasury, via administrative fees. The cost/benefit ratio of the proposed program is 1:20, - considering only the primary benefits of stumpage receipts and wages from direct employment generated. In addition, there are indirect employment and wages, and the intangible benefits of social, community, and economic development and improvement, which will result from increased forestry activity. These are the specific types of assistance the Bureau is committed to giving the Indian people.

Program of work. The objective of Indian forest management is to realize from the forest resources, the highest economic and social services for the Indian owners, on a sustaining basis. This basic objective is accomplished through:

1. Encouraging and assisting the Indians to participate in all phases of forestry activities through expanded employment and engagement in logging and wood-using business enterprises.
2. Developing the forests to harvest the full allowable cuts in accordance with sustained-yield forestry principles.
3. Applying forest cultural practices such as reforestation and timber stand improvement to raise the productive capacity of the forest lands, and increase the allowable cut.

4. Protecting the forests from fire, insects, disease and trespass.

In consultation with the Indians, these forest management work plans are related with other uses of the forests, such as grazing, recreation, and watershed management. Indian forests especially enhance the unique wildlife and recreational potentials available on many of the Indian reservations. Development of these potentials would provide considerable income, employment, and business opportunities for Indians.

Examples of recent accomplishments. Trends in sales of Indian timber are as follows:

TIMBER CUT UNDER CONTRACT, PAID PERMIT, AND SPECIAL ALLOTMENT TIMBER CUTTING PERMIT

<u>Fiscal Year</u>	<u>Volume Cut MBM</u>	<u>Cash Receipts</u>
1964 actual	742,251	\$11,478,031
1965 "	749,724	12,293,738
1966 "	847,860	14,298,820
1967 "	823,959	15,950,529
1968 "	950,859*	21,085,247*
1969 estimate	900,000	19,950,000
1970 "	965,000	21,400,000

* High volume and value figures reflect contractual makeups of deficits carried over from previous years at Hoopa Valley, Flathead, Jicarilla, and Spokane. Estimates have been adjusted to show this.

Timber sale receipts are the prime source of income on many reservations. Annually recurring stumpage revenues enable many tribes to establish tribal enterprises, conduct tribal governments, and pay for services to help promote advancement of tribal members. The volume of timber cut in FY 1968 was 950 million board feet, with cash receipts of \$21 million. That harvest generated about 6,440 permanent jobs, directly in the woods and mill work on or adjacent to the reservations, and as estimated 4,100 additional indirect and supporting jobs.

The proposed program for fiscal year 1970 will allow some progress toward the primary objective of reaching the full allowable timber harvest, and providing all the attendant benefits to the Indian owners. Once the full allowable cut is reached, additional timber volumes can be realized by increasing the allowable cut to the full economic potential of forest properties. This can be accomplished by thinning for stand improvement and recovery, more rapid regeneration and restocking techniques of fertilization, soil analysis, and use of improved tree seeds and seedlings. To date, the main forestry effort in forest cultural practices has been limited to technical supervision of work programs by Job Corps, OEO work-training, work-study, etc.

Protection activities must be paced with timber and forest use development, with the value of the properties involved, and with the increased use of forested areas for recreation. This responsibility requires added emphasis in expanding avenues and means of protecting the forests from wildfires and from insects and disease infestations.

INDIAN PARTICIPATION IN THE FORESTRY PROGRAM

In fiscal year 1967, 19 tribal groups participated in funding the Forestry program; their contributions amounted to \$394,190. Tribes also approve road construction and planting and seeding requirements in timber sale contracts. These requirements reduce the Indians' stumpage revenues, and are contributions to Bureau programs.

Every million board feet of timber sold generates an estimated 5-10 man years of employment, on or near the reservations in logging operations and manufacture of lumber. Indians are increasingly taking advantage of these job opportunities, as shown by the following available information on numbers of Indians in permanent jobs; 1959, 1,250; 1968, 2,400.

Indian tribes are also showing increased interest in logging and processing reservation timber. Tribally-owned sawmills are now located on the Fort Apache (Arizona), Navajo and Jicarilla (New Mexico), and Red Lake (Minnesota) reservations. Establishment of the timber processing complex on the Warm Springs Reservation (Oregon) in 1967 has stimulated the interest of other tribes in establishing such enterprises. There are also independent Indian loggers operating on the Colville (Washington), Flathead (Montana), and Cherokee (North Carolina) reservations, and on reservations in the Lake States. The primary source of encouragement and assistance in the establishment of these private enterprises was Bureau professional forestry staff.

Over one-third of the permanent Forestry staff, and over 90 percent of the seasonal staff are Indians. Indians receive training in the Forestry program in Student Trainee and Forestry Aid positions; by participation in training provided in fire schools, and when hired as mill or other wood-using industry employees.

REPAYMENT OF APPROPRIATED FEDERAL FUNDS

In fiscal year 1970, it is estimated that 40 percent of the Federal funds invested in the program will be returned to the Treasury. Under authority of the Act of February 14, 1920, as amended, administrative deductions are made from timber sale receipts. They are deposited in the Treasury, as Miscellaneous Receipts, or in appropriate tribal accounts, depending upon the source of expenditures. In fiscal year 1967, the deductions earned for deposit in the Treasury were \$1,353,489; deductions for deposit in tribal accounts were \$202,880.

Estimates for f.y. 1970 are: Federal, \$1,819,000; Tribal, \$275,600.

(b) Range lands: Fiscal year 1969, \$1,839,000; fiscal year 1970, \$1,839,000; "no change".

Program of work. Determining the quantity, quality, condition, and potential production capabilities of 40 million acres of Indian owned rangeland; designing plans for developing and managing these grazeable resources for livestock production in optimum harmony with all other feasible uses and benefits for wildlife, forests, recreation, watershed protection, farmsteads, and industrial and urban expansion; establishing rangeland development and utilization standards; translating these standards into range and livestock management plans specifying the conditions under which grazing privileges can best be granted in accord with proper numbers and classes of livestock and time and duration of grazing seasons which will achieve the highest economic return consistent with undiminished perpetual use.

Rangeland areas are delineated to formulate practical use units and to furnish maximum encouragement and opportunity for use by Indians. Range condition and trend studies and forage utilization checks are made to guide adjustments in stocking rates, seasons of use, unit and pasture boundaries and to determine kinds and locations of range water and other rangeland developments and improvements needed. Over 70% of Indian rangelands are located in the arid southwest where range water deficiencies must be relieved by deep wells, paved catchment basins, and pipelines.

Rangeland programs implement a substantial contribution by Indian rangelands to a vital livestock industry by furnishing 7,000,000 animal unit months of grazing which produces livestock products with an annual gross value of \$40,000,000. Range inventories and other technical data indicate an average potential grazing capacity 50 percent greater than the current estimated proper stocking. This potential can only be reached through an understanding and application of the basic principles of prudent range management by the range users over a period of time, and after development of necessary physical range improvements. Emphasis

is, therefore, given to the educational and training phases of the program to motivate and encourage the Indians to adopt the management and development techniques necessary to achieve the potential. Assistance is furnished to the Indian tribes in the allocation of grazing privileges to their members. Grazing privileges not needed for these allocations are advertised and permitted after competitive bidding.

The Indian's range resource provides habitat for thousands of large and small game animals. These animals, along with fish from streams and lakes, are a major source of food for many Indians and also provide opportunities for employment and income to tribal members through tribal outdoor recreation programs. Assistance is given to tribes in the management of fish and wildlife resources. Tribes need additional help to develop management skills and facilities so that income and job potential from outdoor recreation opportunities can be more fully realized.

Examples of recent accomplishments. Indian use of Indian rangeland reached 90% in 1967. The importance of range lands to the Indians' economy is reflected by grazing rental cash receipts of \$4,671,164 in 1967 as compared to \$3,922,164 in 1965 with an additional \$5,788,725 value of grazing for which no charge is made or a charge less than the fair market value is made by tribes for use by tribal members.

Adoption of better livestock and range management practices by Indian ranchers is progressing. On the Navajo reservation, where traditional obsolete grazing practices persist, an Interior Conservation Award was received by the Willie Shirley family in 1967 for outstanding accomplishment in range and livestock management improvement that raised forage production from an average of 20-40 pounds per acre to 1,000 pounds per acre which has resulted in an increase in gross annual income from livestock production from \$6,720 to \$34,800. This achievement has so vividly demonstrated its advantages that many more Navajo stockmen are now scheduling the adoption of similar improvement plans including use unit and pasture fencing which has traditionally been taboo.

Upgrading breeding stock quality by Haulapai Indian stockmen over the past ten years has increased average breeding cow weights from 700 pounds to 930 pounds. Rangeland development has increased forage production from an average of 216 pounds per acre to 1,460 pounds per acre on treated areas. Improved breeding stock plus improved rangeland plus better livestock management has increased the average weight of steers at market time from 582 pounds in 1964 to 624 pounds in 1966, with an increase in sale price per head from \$117.40 to \$153.32.

Application of a plan of range and livestock management improvement on 99,734 acres by the Laguna Pueblo Tribe has increased the cow unit support capacity from 460 head in 1962 to 587 in 1967, increased the calf crop from 55% to 85%, increased the average weaning weight from 335 pounds to 428 pounds, has increased pounds of beef produced from 84,755 to 213,572 with an increase in value from \$25,427 to \$64,072.

2. Fire Suppression and Emergency Rehabilitation

Activity or Sub-activity	F.Y. 1968 Amount Available	F.Y. 1969 Amount Available	F.Y. 1970 Estimate	Increase (+) or Decrease (-) 1970 Compared with 1969
Fire suppression and emergency rehabilitation..	\$880,915	\$140,000	\$140,000	---

Fire suppression and emergency rehabilitation: Fiscal year 1969, \$140,000; fiscal year 1970, \$140,000; "no change".

Program of work: Funds under this activity, together with available tribal funds are used to pay the cost of suppression and emergency prevention of fires on or threatening forest and range lands on Indian reservations, and for emergency rehabilitation of burned areas which will not or have not naturally reseeded within a period of time to adequately prevent soil erosion, water pollution, siltation, and losses of watershed and other economic values.

Reasonable estimates for fiscal year 1970 costs are not possible. The many variables such as weather conditions, effectiveness of prevention, presuppression, and suppression programs have marked effects on the number, location, and size of fires, and the eventual costs of suppression. Neither can the necessity for emergency rehabilitation be forecast or costs estimated until the fires are extinguished and the situations evaluated. Severity of the burn, ground slope, rainfall, wind, and soil conditions are factors which determine the needed rehabilitation prescriptions required, if any.

Examples of recent accomplishments.

	Calendar Years					5-year Average
	1963	1964	1965	1966	1967	
Number of fires.....	1,405	1,072	888	1,308	1,225	1,180
Average acres per fire.	38	31	51	25	28	35
Area burned (acres):						
Timberlands.....	9,758	9,560	2,369	5,334	7,919	6,988
Brush and grasslands	43,936	23,802	42,721	26,769	25,852	32,616
Total area burned...	53,694	33,362	45,090	32,103	33,771	39,604
Estimated damage.....	\$255,594	\$203,441	\$166,156	\$424,924	\$490,850	\$308,193

Causes of Fires	Calendar Years				
	1963	1964	1965	1966	1967 *
(a) Man.....	47%	55%	54%	54%	67%
(b) Lightning.....	53%	45%	46%	46%	33%

* Calendar year 1968 information not yet available.

Obligations for recent fiscal years were as follows:

	1963	1964	1965	1966	1967	1968
	<u>\$604,435</u>	<u>\$902,520</u>	<u>\$419,657</u>	<u>\$324,546</u>	<u>\$592,295</u>	<u>\$880,915</u>

3. Agricultural and Industrial Assistance

Activity or Sub-activity	F.Y. 1968 Amount Available	F.Y. 1969 Amount Available	F.Y. 1970 Estimate	Increase (+) or Decrease (-) 1970 Compared with 1969
(a) Agriculture extension.	\$1,794,328	\$1,923,000	\$2,173,000	\$ +250,000
(b) Credit operations.....	1,725,794	1,819,000	1,819,000	---
(c) Reservations programs.	1,594,363	1,703,000	2,103,000	+400,000
(d) Industrial development	734,578	773,000	1,173,000	+400,000
(e) Tribal operations.....	1,002,219	1,044,000	1,244,000	+200,000
(f) Housing development...	1,806,968	1,888,000	2,188,000	+300,000
Total.....	<u>8,658,250</u>	<u>9,150,000</u>	<u>10,700,000</u>	<u>+1,550,000</u>

(a) Agricultural extension: Fiscal year 1969, \$1,923,000; fiscal year 1970, \$2,173,000; increase \$250,000. The increase consists of:

<u>Increase (+) or Decrease (-)</u>		<u>Total Program</u>	<u>Total Positions</u>	<u>Explanation</u>
<u>Amount</u>	<u>Positions</u>			
<u>+\$250,000</u>	<u>--</u>	\$2,173,000	60	To meet built-in increase in contracting costs and extend contract services in four states.

Need for Increase:

Currently, Indians in 18 states receive Agricultural Extension services. In one of these states (Mississippi), the Bureau provides all of the extension services. In three states (Alaska, Florida, and New Mexico), the Bureau, as well as the state, provides services.

In providing extension services through contracting with state universities, the Bureau is obliged to provide for increasing contract costs or accept gradually reduced services to Indian people.

Program of work. Extension agents counsel with individual Indians, families and groups on problems of everyday living with emphasis on family economics, homemaking, youth development through 4-H and other youth organizations and community improvement.

Through organized educational methods, Indians are encouraged to recognize and to take advantage of opportunity for social and economic betterment.

The estimate of \$2,173,000 will permit the Bureau to maintain extension services at the current level under existing contracts and up grade services in four states, thereby insuring that Indians receive the same quality of agricultural extension services as non-Indian citizens.

Examples of recent accomplishments. In 1967, extension services were available to approximately 35,000 Indian families living on Indian reservations. There were over 14,000 Indian youths in 4-H or other youth clubs. This represents about 15 percent of the eligible Indian youth.

(b) Credit operations: Fiscal year 1969, \$1,819,000; fiscal year 1970, \$1,819,000; "no change".

Program of work. Financing is basic in the program for the development and utilization of Indian resources. Operations are patterned to meet the requirement of expanding Indian participation and self-reliance in business ventures. The objective is to utilize Indian resources and enterprises in a manner that will insure maximum Indian employment, income, and training through management participation.

Activation of the Indian economic development program requires that financing be approached in many different ways. Every industrial, commercial, or business development requires planned financing, whether it is to be operated on an individual, tribal or cooperative basis, or as a joint venture in association with non-Indian interests. Assistance is required: (1) to seek and obtain financing from private sources; (2) to determine the economic soundness of new ventures; (3) to insure the most business-like operations; and (4) to minimize dependence upon special Federal financing of Indians.

The Bureau's credit program requires Indians to exhaust all possible sources of private and customary government financing, and to utilize their own funds to finance developments, before loans by the United States through the Bureau are considered. The program is conducted in accordance with the recommendations in the "Report of the Committee on Federal Credit Programs" of February 11, 1963.

Examples of recent accomplishments. The total volume of credit has increased from \$91.5 million in 1958 to over \$324 million in 1968. Customary institutions supplied 64 percent, Indian organizations 28 percent, and loans from the revolving fund account for 8 percent during 1968. This substantial increase in financing of Indians is indicative of the need for capital for the development of reservation resources. Most of the capital must be borrowed.

- (c) Reservation programs: Fiscal year 1969, \$1,703,000; fiscal year 1970, \$2,103,000; increase, \$400,000. The increase consists of:

<u>Amount</u>	<u>Increase (+) or Decrease (-) Positions</u>	<u>Total Program</u>	<u>Total Positions</u>	<u>Explanation</u>
<u>+\$400,000</u>	<u>+19</u>	\$2,103,000	137	To provide program officers and clerical help at areas and agencies and funds for contracts.

Need for increase.

To provide for a data gathering system (Management Information System) to present non-financial data correlated with financial data to all levels of management within and external to BIA in a manner useful in program development, execution and evaluation; to provide increased professional and clerical capability at the field level in the collection of basic data, the analysis of reservation programs, the development of alternate programs, and the evaluation of accomplishments; to provide for the preparation of demographic surveys, and to provide for tribal involvement in reservation programming and the development of budgets in support of such programs.

A modern data gathering and use system (Management Information System) is needed to effectively carry out the functions of this Bureau. The current BIA data system can be described as a fragmented, primarily manual system of data collection, gathered by various program activities for their individual program needs. There does not now exist a coordinated system to collect these data for evaluation, storage, retrieval and dissemination purposes. Needs for more and better information to effectively allocate and control resources are increasing from all levels of operation within the Bureau, Department, Bureau of the Budget, other Federal agencies concerned with Indian programs and from Congress.

After a thorough analysis of the information required at all Bureau levels for program decisions, the system design will integrate information now being reported, eliminating present redundancy and filling current program data gaps, in a more usable form to those who need it. The design will include pertinent information from non-BIA sources, including OEO, HEW and other sources.

Substantial contractor support will be required to work closely with BIA to establish an implementation plan which includes the most efficient methods of collection, storage, processing and retrieval of information. \$125,000 of the requested increase will be allocated to such contractual assistance.

Agency and Area personnel work directly with the Indians in developing basic statistical data on the Indian labor force and unemployment, job skills and

aptitudes, outmigration characteristics, housing, educational achievement, reservation support capacities and other significant factors. Each of these factors requires comprehensive study and analysis to determine methods for obtaining reliable data and to assess their significance in the improvement of social and economic conditions for the Indian people. The amount allocated to the Field for personnel and supporting services is divided \$75,000 to the Area Offices and \$87,500 to the Agency Offices, on the basis of needs at particular locations. The increase will provide 19 new positions.

The personnel at all levels of operation in this Bureau function is engaged in the analysis of Bureau and tribal goals and recommendations with respect to them; in conducting and coordinating analysis of programs to achieve these goals; and the review and evaluation of progress toward their achievement. To meet the broad informational requirements of the substantive programs, personnel in this program are responsible as well for coordinating the development and functioning of interrelated programs for statistical surveys and functions with those of other agencies such as the Bureau of Census and the Division of Indian Health.

Studies of Federal programs for Indians continue to be developed with determinations made as to the effectiveness of these programs. Research and analysis is required to explore, develop and evaluate program alternatives. Tribes are also assisted on a continuing basis in the formulation and updating of programs funded with tribal monies.

In accordance with the policy for maximum involvement of Indian people in Federal Indian programs, the Bureau is placing additional emphasis on seeking Indian participation in the development of Bureau program proposals and field budget submissions. A sum of \$75,000 is proposed for allocation to the field to assist tribes in this effort. This will provide for representation in discussions both in formulating program and budget proposals for their reservations and in discussions during the year on program development matters.

An additional \$37,500 is requested to provide tribes engaged in developing comprehensive reservation development plans with technical assistance from outside sources. Such assistance may be required in identifying social constraints to development or in other areas in which tribes need assistance that cannot readily be provided by BIA.

Program of work. We are engaged in the preparation and analysis of the following types of reports and surveys. These efforts provide some temporary employment of Indian people in the conduct of surveys:

- (1) Reservation development studies - These studies project population and employment and income potentials for the 126 reservations studied.
- (2) Base line demographic and economic studies - We are working to improve the extent and reliability of such data for the resident Indian population served by the Bureau. Various methods are employed as appropriate, including household surveys, census rolls, and population registers and administrative records.
- (3) Semiannual reports on reservation labor force, employment and unemployment - These reports provide a basis for the designing of Bureau programs and for the establishment of Indian eligibility for benefits under the EDA, OEO, and similar Federal programs.
- (4) 1970 Census - We are working, in consultation with the Bureau of Census, to obtain maximum usable data about Indians from the 1970 census.

(5) Judgment awards and the withdrawal of Federal services - We assist tribes in the programming of judgment awards and develop draft proposals when requested by Congress for the adjustment of special Federal services to Indian groups, and coordinate such programs when enacted.

(6) Analytical studies - Special studies are conducted for selected Bureau programs.

Examples of recent accomplishments. 126 Reservation Development Studies have been prepared, analyzed and summarized during the past year. The data improve the basis for program development and evaluation as well as provide guidelines for future reservation development planning. A special analytical user-benefit model was designed to assist in identifying road construction priorities. During the past year an initial effort was undertaken to optimize, on a Bureau-wide basis, the BIA job and income generating programs, and benefit-cost analyses were initiated to assess the change in lifetime earning potential of recipients of employment assistance programs.

We have supported household surveys, with tribal cooperation, at San Felipe, Hopi, Standing Rock, Sisseton, and the Fairbanks area. A sample survey of employment in 16 Pueblos was accomplished. We have worked with the Census Bureau on the tribal coding scheme and on delineation of reservation areas to increase the significant data on Indians from the 1970 census.

An Information Systems Specialist has been employed to develop the concept stage of the Bureau Management Information System. At the request of a Special Senate Subcommittee, we prepared and sent to the Chairman drafts of proposed legislation to provide for the discontinuance of Federal supervision over the affairs of seven different tribes. Programs for the use of more than \$34 million in judgment funds, including minors' trusts, were approved for nine tribes.

(d) Industrial development: Fiscal year 1969, \$773,000; fiscal year 1970, \$1,173,000; increase \$400,000. The increase consists of:

<u>Increase (+) or Decrease (-)</u>		<u>Total Program</u>	<u>Total Positions</u>	<u>Explanation</u>
<u>Amount</u>	<u>Positions</u>			
(a) +\$266,000	+17	-	-	To increase Indian job participation rates.
(b) + 134,000	+ 8	-	-	Develop commercial jobs and enterprises.
<u>+400,000</u>	<u>+25</u>	\$1,173,000	78	

Need for increase.

The on-going industrial development program has been responsible for bringing about the location of many industrial plants in Indian country. This plant location effort which has focused upon promoting, contacting and negotiating with industries has matured and begun to stabilize; but staffing has not permitted the vital follow-up of original efforts with plant officials. As a result, two adverse trends appear to be emerging: (1) Indian participation rates in the total job opportunities created appear to be decreasing on an overall basis; (2) turnover rates for Indian jobholders appear to be increasing.

The potential for developing commercial and service enterprises benefiting Indians is virtually untapped. The modest industrial base thus far created can aid in establishing these types of enterprises which require greater capabilities and

involvement of individuals and provide the important potential for Indian entrepreneurship. Tourism and recreation present special opportunities for commercial development because many Indian lands are uniquely endowed by scenery, location and other factors. The American public demands increasing opportunities to enjoy and participate in tourism and outdoor recreation. The tourist industry, for example, is a \$30 billion annual market and grows 7% yearly.

Indian land and water resources offer unique opportunities for outdoor recreation and tourism facilities which, if planned and developed properly, would enable Indians to share in this growing market.

Program of work. A new program providing intensive liaison with industrial management in existing and expanding industries will be aimed at increasing the number of Indian jobs and the incomes of Indian employees. It is expected that the proposed staffing and required funding support, \$.27 million, will generate additional Indian jobs at the approximate rate of 600 annually.

An overall systematic program effort in commercial development corresponding to the current industrial development program has been formulated. Required funding is approximately \$.13 million and planned goals are aimed at establishing 24 new enterprises per year with increased Indian employment of approximately 90 jobs per year.

Examples of recent accomplishments. As of the end of fiscal year 1968, 137 industrial and commercial enterprises had been established on or near Indian areas while negotiations were being completed for the establishment of 12 additional enterprises. It was expected that when these 137 plants were operating at full capacity they would provide a payroll of over \$28 million annually.

It is significant that the new plants established in Fiscal Year 1968 anticipate a 65 percent ratio of Indian workers to total employees. This is more than 15 percent increase in ratio of Indian workers to total employees.

The following list of recently established firms show current and potential employment of Indians at full capacity:

General Dynamics Corporation, Defiance, Arizona	
Product: Missile components	
Current employment: 98	
Expected employment at full capacity: 227	
Western Superior Corporation (B.V.D.), Winslow, Arizona	
Product: Undergarments	
Current employment: 60	
Expected employment at full capacity: 147	
Big Horn Carpet Mills, Inc., Crow Reservation, Montana	
Product: Tufted carpet	
Current employment: 41	
Expected employment at full capacity: 60	
Omaha Line Hydraulics Corporation, Walthill, Nebraska	
Product: Hydraulic cylinders and valves	
Current employment: 25	
Expected employment at full capacity: 50	
Ami-Zuni, Inc., Zuni Pueblo, New Mexico	
Product: Electric memories	
Current employment: 36	
Expected employment at full capacity: 99	

Fairchild Semiconductor Division, Shiprock, New Mexico
 Product: Solid-state electronic components
 Current employment: 535
 Expected employment at full capacity: 635

Bates Fabrics, Inc., Pryor, Oklahoma
 Product: Bedspreads
 Current employment: 23
 Expected employment at full capacity: 299

Sequoyah Furniture Manufacturing Company, Elk City, Oklahoma
 Product: Furniture
 Current employment: 30
 Expected employment at full capacity: 50

Starcross-Oklahoma, Inc., Tahlequah, Oklahoma
 Product: Household textiles
 Current employment: 8
 Expected employment at full capacity: 107

Rosebud Electronics, Mission, South Dakota
 Product: Cable harnessing
 Current employment: 38
 Expected employment at full capacity: 50

Rosebud Housing, Rosebud Reservation, South Dakota
 Product: "Sioux 400 Homes"
 Current employment: 62
 Expected employment at full capacity: 72

White Swan Industries, Inc., Wapato, Washington
 Product: Furniture
 Current employment: 225
 Expected employment at full capacity: 275

(e) Tribal operations. Fiscal year 1969, \$1,044,000; fiscal year 1970, \$1,244,000; increase, \$200,000. The increase consists of:

<u>Increase (+) or Decrease (-)</u>		<u>Total</u>	<u>Total</u>	<u>Explanation</u>
<u>Amount</u>	<u>Positions</u>	<u>Program</u>	<u>Positions</u>	
<u>+\$200,000</u>	<u>+22</u>	\$1,244,000	121	Increased work load.

Need for increase.

It is estimated that almost twice as many awards will be made in F.Y. 1970 as were made in F.Y. 1968 and F.Y. 1969. Accelerated settlement of Indian claims cases means an increase in negotiations and consultations with Indian groups on compromises, continued intensive research to identify beneficiary groups, a multiplication of proposed distribution legislation and reports thereon, an increase in the compilation of judgment rolls and up-to-date membership rolls, all creating a need for additional positions. Funds are needed to support new positions, and costs of printing enrollment applications and reproduction of early census and official records. In all activities, the field staff is involved in and completes the initial phases of the programs, as well as providing direct assistance in the broad objectives. For example, much of the roll preparation work is done in the field, with the appeals being processed through the field to the Washington Office where they become a substantial portion of the enrollment workload. In the case

of judgment awards, the field staff furnishes the information for the detailed socio-economic reports required by Congress since April 1966 (Senate Committee on Interior and Insular Affairs, Executive Report No. 1), as well as working with the groups on the use of the funds.

Program of work. The overall objective is to assist Indian groups and individuals to develop political stability and advancement enabling them to progress toward -- and attain -- the three major objectives of the President's March 6, 1968, message to Congress. To accomplish this, emphasis will be on programs that encourage and assist the Indian community organization to become more closely related to the local political structures in order to effectively and successfully participate in the direct and indirect services available; on programs designed to increase Indian capacity for political leadership and with the enactment of the Civil Rights Act of 1968, especially to assist tribal leaders in translating democracy and in acquainting them with administrative procedures; programs aimed at encouraging Indians to participate in elections held by all political units to which they belong; and to encourage the elimination of social conflicts between Indians and other citizens of the areas in which they live in order to participate in the benefits of the larger society.

Examples of recent accomplishments. The following charts show the level of accomplishments for the past two fiscal years, as well as projections for the current fiscal year.

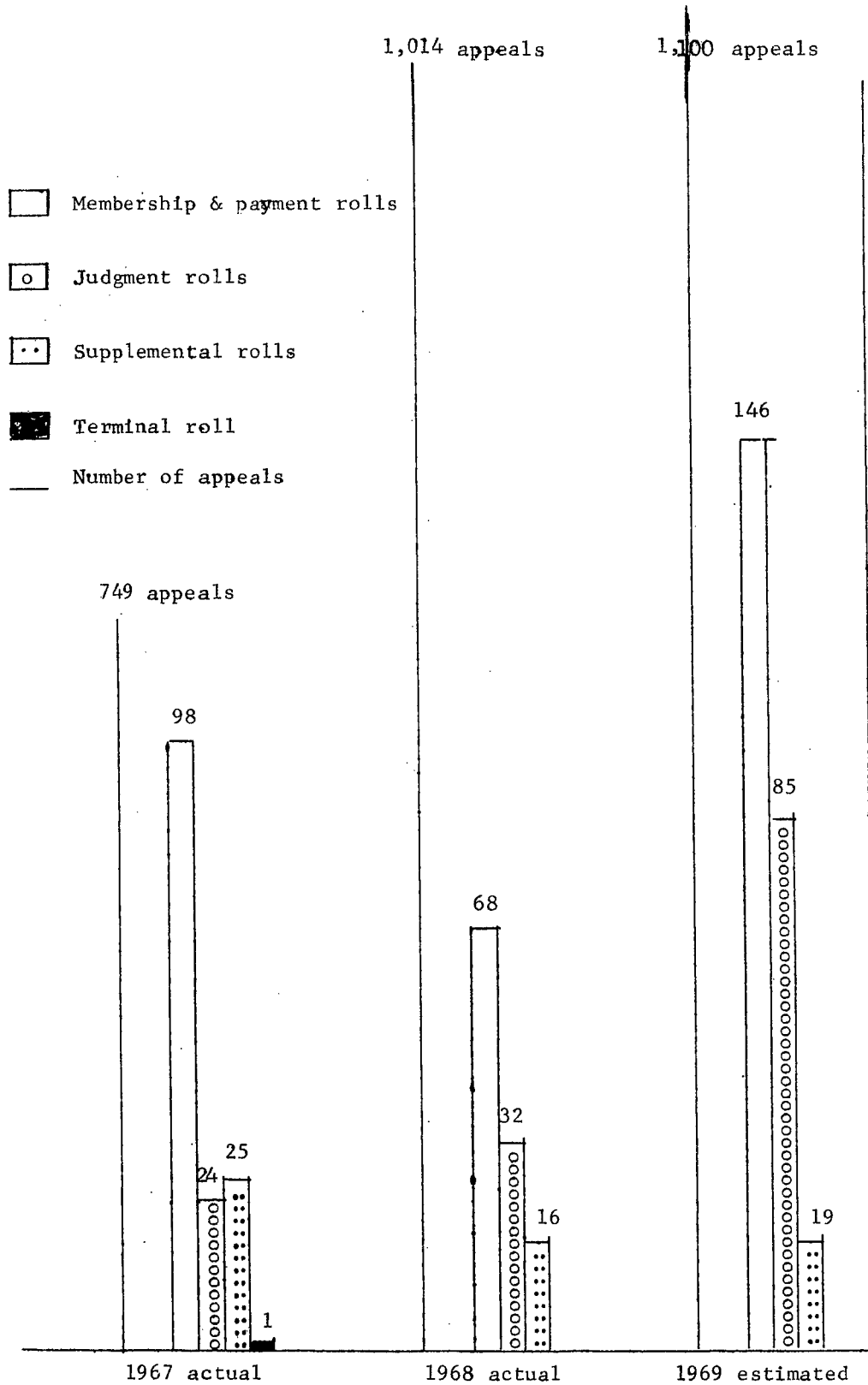
Responsibilities relating to compromises, attorney contracts and expert witness contracts were executed timely. There is a tendency toward compromise settlements which necessitates somewhat more Bureau participation; however, no delay has been experienced as yet.

Of the total workload of the past two fiscal years, the field and Central Office staff completed about one-fifth and one-fourth of the respective workloads. The workload for the fiscal years 1967 and 1968 and the first half of 1969 has been about level. However, with acceleration of awards being granted, the carryover workload will increase and delays are possible.

Groups requesting actions on tribal constitutions and charters were given assistance with no requests going unanswered.

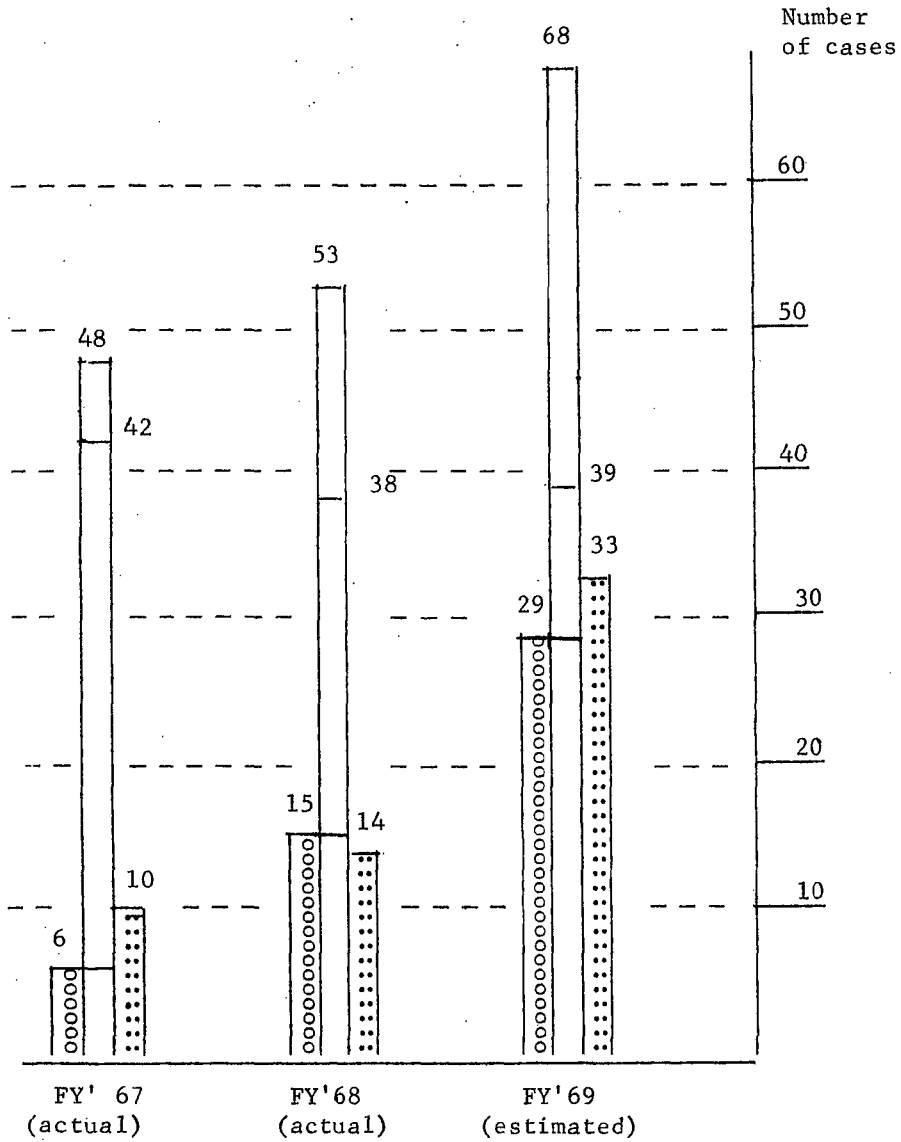
Awards such as the California and Creek judgments are at the beginning stage of roll preparation. Total enrollment estimated on each of these two rolls is 50,000. A significant increase in the number of appeals will result. Delay in the completion of rolls can be caused by a backlog of cases in the appeal process.

Pursuant to Senate Committee on Interior and Insular Affairs, Executive Report No. 1, April 1966, there were 19 socio-economic reports submitted for the Congressional consideration in judgment legislation.



ROLL PREPARATION AND INDIVIDUAL APPEALS

- New awards granted by Indian Claims Commission
- Yearly workload, including carryover cases from previous fiscal year
- ⋯ Awards disposed of through enacted legislation



AWARDS GRANTED AND DISPOSITION WORKLOAD BY FISCAL YEARS

(f) Housing development. Fiscal year 1969, \$1,888,000; fiscal year 1970, \$2,188,000; increase, \$300,000. The increase consists of:

<u>Increase (+) or Decrease (-)</u>		<u>Total Program</u>	<u>Total Positions</u>	<u>Explanation</u>
<u>Amount</u>	<u>Positions</u>			
<u>+\$300,000</u>	<u>+16</u>	\$2,188,000	165	To increase assistance to Indians in the development of housing

Need for increase.

A 1968 survey of all reservation housing revealed that for some 90,000 Indian families, there are only 22,000 existing dwellings in standard condition. A total of 49,000 new dwellings are needed to replace 35,000 existing substandard dwellings and to provide dwellings for 14,000 families now living with other families in overcrowded conditions. An additional 19,000 existing substandard dwellings can be renovated to standard condition.

The Housing and Urban Development Act of 1968 reaffirmed the national housing goal of "a decent home and a suitable living environment for every American family" and declared that "the highest priority and emphasis should be given to meeting the housing needs of those families for which the national goal has not become a reality."

The objective of this program is to eliminate substandard Indian housing by 1976 in accordance with the joint plans of HUD, PHS, and BIA.

Program of work. The Bureau will provide technical and administrative assistance to tribes in developing housing project applications and proposals for financial assistance under Federal housing programs. Increased Bureau assistance will be required in training and assistance to tribal housing authorities because of their increased management responsibilities due to the increasing number of housing units completed for occupancy. Efficient administration by the housing authorities is essential to achieve maximum benefits for the families by exercising proper administrative and management practices. In addition, such practices will assure the continued flow of financial assistance from HUD for new projects which will produce 7,000 new homes in F.Y. 1970. Housing Development Program funding of \$2.2 million (an increase of \$.3 million) is required to keep pace with these expanding programs.

Examples of recent accomplishments. As of June 30, 1968, a total of 2,700 low-rent and mutual-help housing units were completed and under management by Indian Housing Authorities and an additional 1,500 units were under construction. During fiscal year 1969 an estimated 3,500 additional units will be completed with another 2,000 units under construction at year end.

4. Soil and Moisture Conservation

<u>Activity or Sub-activity</u>	<u>F.Y. 1968</u>	<u>F.Y. 1969</u>	<u>F.Y. 1970 Estimate</u>	<u>Increase (+) or Decrease (-) 1970 Compared with 1969</u>
	<u>Amount</u>	<u>Amount</u>		
Soil and moisture conservation.....	\$5,513,141	\$5,975,000	\$5,975,000	---

Soil and moisture conservation. Fiscal year 1969, \$5,975,000; fiscal year 1970, \$5,975,000; "no change".

Program of work. The soil and moisture technicians work directly with Indian people in an effort to teach them the advantages of taking care of their soil, forage, and water resources; and to encourage and assist them in using these resources themselves. This close working relationship makes it possible to do a better job of planning for the use and development of these resources. A high percentage of these technicians are members of the local tribe who understand local customs and the need for conservation. These persons are a part of work units which are often located away from agency and area headquarters, so that they are accessible to the Indian, the lessee, and close to the land with which they are concerned. These technicians have the closest possible direct contact with Indians in the area they serve. Conservation measures are designed to fit each set of soil, slope, and erosion condition so as to: (1) correct ravages of erosion and depletion, (2) protect still productive land against erosion and depletion, (3) improve productivity of the soil, and (4) control sediment which contributes over 50 percent of the pollution to our streams and lakes. One of the main objectives of this program is to hold the silt on the farm instead of permitting it to be washed into the streams and lakes.

The estimate of \$5,975,000 will provide for the following major program features:

1. Land use investigations and planning.....	\$1,800,000
2. Application of measures.....	3,167,000
(a) Soil stabilization and improvement.....	\$1,687,000
(b) Water management.....	1,480,000
3. Operation and maintenance.....	<u>1,008,000</u>
Total.....	<u>5,975,000</u>

During fiscal year 1970, the program will continue to provide farm, ranch, watershed and reservation plans for the utilization and development of Indian soil, water, and forage resources. These plans will be based on information provided by soil and range inventories being made as a part of this program with maximum involvement of the Indian owner and/or land user in the planning.

Emphasis will be placed on continuing the close working relationship with Indian people with specific guidance toward increasing the productive capacity of Indian resources. Greater Indian participation in the watershed protection and flood prevention program as authorized by Public Law 566, 83rd Congress, 68 Stat. 666. The value of many Indian farms can be increased by being included in these projects.

Examples of recent accomplishments. Soil and moisture accomplishments continue to be good on allotted lands, where technical help is furnished by the Bureau and the operator furnishes all labor and materials for the construction phase of the program.

To date, the Bureau has completed soil and range inventories on approximately 86 percent of the open Indian land to be mapped. Data of this kind make possible accurate planning of new areas and the revision of older plans. It is anticipated that inventories will be completed on Indian lands by 1974 if the present rate of inventories is maintained. This program furnishes technical assistance to the range management program by making the soil and range inventory and to the irrigation program by doing the necessary soils inventory work for developing irrigation farming.

Cooperators are continuing their investments in the program by increasing the application of practices such as brush control, cover crops, cropping systems, reseeded and fertilization. These are practices that improve the productivity of Indian lands and make conservation economically sound. In 1967, the cooperators' investment in the soil and moisture work was \$30,863,227.

At the outset of the program, it was necessary to emphasize construction to rapidly develop water management to control the ever-increasing erosion hazard. In some areas now, with a large percentage of the construction phase of the long-range soil and moisture program completed, increased emphasis is placed on soil stabilization and improvement.

During the past year conservation technicians met in 4,649 separate meetings, with 101,867 individuals in attendance, to discuss, review, and plan for proper management and development of Indian resources.

5. Maintenance of Roads

Activity or Sub-activity	F.Y. 1968 Amount Available	F.Y. 1969 Amount Available	F.Y. 1970 Estimate	Increase (+) or Decrease (-) 1970 Compared with 1969
Maintenance of roads....	\$4,050,805	\$4,286,000	\$4,286,000	---

Maintenance of roads. Fiscal year 1969, \$4,286,000; fiscal year 1970, \$4,286,000; "no change".

Program of work. The estimate of \$4,286,000 will permit the Bureau to continue routine maintenance of 40 flight strips and 18,054 miles of roads and trails on 177 Indian reservations in 22 states.

- a. Regular maintenance - 9,490 miles of heavy traffic roads - \$3,402,000; this sum provides for surface blading, repairing base failures, patching surface, shoulder and slope maintenance, replacement of traffic control signs, snow removal, ditch cleaning, and maintenance of drainage facilities. Average cost of \$358 per mile.
- b. Occasional maintenance - 8,564 miles of light traffic roads - \$593,000 this sum provides for work required to keep secondary roads and trails open to travel, such as blading, removing slides, filling washouts, removing fallen trees, and occasional shaping. Frequency of this maintenance varies with need and from monthly to not more than once a year on some of the less important trails. Average cost of \$69 per mile.
- c. Heavy maintenance (major restoration) - \$145,000; this sum provides for re-shaping roadbed, resurfacing, major repairs to bridges and culverts.
- d. Special maintenance - \$120,000; this sum provides for the repair of major damage caused by storms, fires, floods, etc.
- e. Flight strip maintenance - \$26,000; this sum provides for surface blading of 40 flight strips which serve Indian communities for emergency air transportation.

The proposed amounts and total mileage of 18,054 is distributed to the Areas as follows:

Area budget classification breakdown for fiscal year 1970:

Area	Total Funds	Miles Heavy Traffic	Amount Regular Maint.	Miles Light Traffic	Occa-sional Maint.	Amount Heavy Maint.	Amount Special Maint.	Amount Airstrip Maint.
Aberdeen.....	\$679,000	1,594	\$639,000	234	\$20,000	\$10,000	\$10,000	-
Albuquerque...	356,000	766	246,000	1,201	87,000	10,000	10,000	\$3,000
Anadarko.....	93,000	142	53,000	202	20,000	10,000	10,000	-
Billings.....	454,000	730	319,000	1,220	105,000	20,000	10,000	-
Juneau.....	60,000	19	21,000	72	10,000	10,000	10,000	9,000
Minneapolis...	209,000	408	169,000	127	15,000	15,000	10,000	-
Muskogee.....	103,000	296	83,000	-	-	10,000	10,000	-
Navajo.....	840,000	2,359	755,000	737	53,000	10,000	10,000	12,000
Phoenix.....	680,000	1,644	540,000	2,287	118,000	10,000	10,000	2,000
Portland.....	571,000	1,280	421,000	2,320	130,000	10,000	10,000	-
Sacramento....	116,000	171	81,000	47	10,000	15,000	10,000	-
Washington....	125,000	81	75,000	117	25,000	15,000	10,000	-
Total....	4,286,000	9,490	3,402,000	8,564	593,000	145,000	120,000	26,000

Examples of recent accomplishments. The Bureau maintains over 18,000 miles of roads and trails on 177 Indian reservations located in 23 States. These roads serve the non-taxable Indian lands, schools, health centers, community centers and as routes of transportation between the Indian home and market or place of employment.

It was necessary for the Federal Government to assume responsibility for the improvement and maintenance of these roads because county road service is not furnished. Generally, there is no local sub-division of State government capable of furnishing this road service on Indian reservations.

Regular maintenance is provided for the main roads and also for secondary roads serving the more important schoolbus routes. The main roads are also generally school access or schoolbus routes. Occasional maintenance is provided for the secondary roads and trails which have a small volume of traffic into the semi-isolated prairie, mountain or timbered country.

Many miles on the Bureau's system are low standard earth or gravel surfaced roads. Often, as soon as the Bureau improves low standard roads, the local government will take them. While this procedure is desirable, the miles remaining are predominantly low standard and expensive to maintain.

The road maintenance work covered by this estimate is vital to the people and school children using the reservation roads; it is essential to the economic development of the reservations which are being accelerated by Bureau programs. The continued success of business enterprises on the reservations and the efficiency of Bureau activities, such as education, farming, and forestry, are dependent upon properly maintained roads. Brief interruptions of road travel, such as occasionally brought on by blizzards or floods, have revealed the hardships and losses that results when travel is suspended for short periods.

6. Development of Indian Arts and Crafts

Activity or Sub-activity	F.Y. 1968 Amount Available	F.Y. 1969 Amount Available	F.Y. 1970 Estimate	Increase (+) or Decrease (-) 1970 Compared with 1969
Development of Indian arts and crafts.....	\$562,555	\$579,000	\$579,000	---

Development of Indian arts and crafts. Fiscal year 1969, \$579,000; fiscal year 1970, \$579,000; "no change".

Program of work. The function of the Indian Arts and Crafts Board is to encourage and promote the development and expansion of Indian arts and crafts so as to improve the economic status of the Indian people as well as to assist in preserving a valuable American heritage. The field work of the Board is conducted directly with the Indian artists and craftsmen by arts and crafts specialists located in strategic areas throughout the United States. They work with individuals in developing high standards of workmanship, developing new ideas which have good market potential, assisting in the development of production-marketing centers and preparing exhibits to stimulate public interest in Indian craftsmanship. While the advice and assistance of the field personnel is available to individual Indian artists and craftsmen, experience has proven that it is through the organization of Indian owned and operated production-sales associations or guilds that the greater number of craftsmen are benefitted and the most successful programs developed. The ultimate goal is for these Indian crafts groups to become self-sufficient in the operation and management of their

craft organizations. The field staff assists these groups in developing such business practices including all phases of production, marketing, publicity and advertising and in emphasizing the necessity of maintaining high standards of workmanship and design.

The Indian Arts and Crafts Board is also responsible for the operation and management of three Museums with rare collections of Indian arts and crafts: Southern Plains Indian Museum and Crafts Center, Anadarko, Oklahoma; Sioux Indian Museum and Crafts Center, Rapid City, South Dakota; and the Museum of the Plains Indian and Crafts Center, Browning, Montana. Here a dual program of conducting and supervising a Museum program as well as assisting Indian artists and craftsmen is carried out. These three museums have achieved international recognition and are in the unique position of reaching a public interested in the finest of contemporary Indian crafts.

Examples of recent accomplishments. Within the past year, approximately 15 workshop programs for Indian craftspeople were conducted and have proven to be so successful that it is planned to expand the program and conduct workshops in more areas.

During Fiscal Year 1966, the University of Alaska, in cooperation with the Board, established an Extension Center for Arts and Crafts at the University in College, Alaska, to provide further technological management leadership training opportunity for those advanced Native craftsmen who can benefit from further experience at the University. Beginning the current school year, the Board funded five one-year scholarship grants in order to develop Native craftsmen who can provide management and leadership to Alaskan crafts communities throughout the State. The Extension Center, through its own and the Board's staffs, have provided assistance to the newly organized Sunarit Associates in Nome in the formulation of its production and marketing operations, and programs, and will be working toward the establishment of other village arts and crafts production-sales centers throughout the State.

During the past year, the Indian Arts and Crafts Board initiated the first phase of a three-year developmental program at the Board's Museum of the Plains Indian and Crafts Center, Browning, Montana, and the Sioux Indian Museum and Crafts Center, Rapid City, South Dakota; the first major improvements to be made in well over the past decade. Through the cooperative efforts of the Bureau of Indian Affairs, existing exhibition galleries at both Museums were completely remodeled to conform to professional Museum facility standards, and totally new exhibitions, created by the Board's professional staff, were installed and opened for the educational enjoyment of the Indian and the general public. As a vital part of the Museum developmental program and as an important step in creating new exhibitions, the Board initiated a conservation and restoration program to professionally conserve the extremely fragile artifacts which make up the largest portion of the Museum's holdings. In addition, key pieces, heretofore totally missing from the collections, were acquired in order to present a more comprehensive interpretation of the Northern Plains and Sioux Indian cultures. Professional photographic documentation of the collections, also heretofore non-existent, necessary to service educational institutions, publications, scholars and all other professional sources, was accomplished during the year.

In connection with the Museum's developmental program, the Board conducted an extensive research project devoted to creating special educational interpretations for the Museums' new exhibitions. As a result, the Museums have organized one of the most comprehensive exhibitions ever assembled, devoted exclusively to an educational interpretation of the extensive and unique historic arts created by Northern Plains and Sioux Indians. In this connection, the Board initiated a special program of gallery tours for the benefit of school groups interested in the study of Indian culture and history. As special aids to educators and students, the new exhibitions contain interpretative text panels and diagrammatic

maps tracing the migration and development of Northern Plains and Sioux Indians from the early 16th century to the present time. In addition, the Museums also offer visiting school groups a special exhibition of contemporary handicraft, a survey of fine art produced by modern Indian artists of the area during the past three decades.

The demand for high quality contemporary Indian arts and crafts has well exceeded the supply, and coordinated information has been developed by the Board regarding the artists and craftsmen and their products to be used in directing potential buyers to the sources of supply. During the past year, an estimated 6,000 artists and craftsmen, who earn a part or all of their income from the production and sale of Indian arts and crafts, received assistance from one or more of the Board's programs.

7. Management of Indian Trust Property

Activity or Sub-activity	F.Y. 1968 Amount Available	F.Y. 1969 Amount Available	F.Y. 1970 Estimate	Increase (+) or Decrease (-) 1970 Compared with 1969
(a) Land management	\$5,919,089	\$6,196,000	\$6,196,000	---
(b) General trustee services.....	1,138,879	1,178,000	1,178,000	---
(c) Employee compensation payments	297,795	336,000	400,000	+\$64,000
Total....	7,355,763	7,710,000	7,774,000	+ 64,000

(a) Land management. Fiscal year 1969, \$6,196,000; fiscal year 1970, \$6,196,000; "no change".

Real property management. Fiscal year 1969, \$4,530,000; fiscal year 1970, \$4,530,000; "no change".

Program of work. Real Property Management services will be provided for the benefit of Indian landowners of 39.4 million acres of tribal land and 11 million acres of individual trust land. The work program will be carried out at both the reservation and Area Office levels. Services are performed in accordance with laws and regulations designed to aid and protect individual and tribal land ownership interests. Technical services will be performed by professional real estate personnel to meet the real estate needs of landowners in the development and management of their land. Maximum income production and development of the land are principal objectives of the program. Efforts will be made to consolidate fractionated ownership interests on reservations for more efficient land utilization. Interests of tribes will be represented in their efforts to settle boundary disputes and legal title questions.

Indian owners will be given management training where possible in order to prepare them to assume a greater role in real property management. Mineral and surface leasing programs will continue to be emphasized. These sources produced lease and bonus revenues of \$55 million for Indians in fiscal year 1968.

The work program will include continued personal services to Indian people who need guidance in preparing and executing many types of real estate transactions. Personal services will be provided to aid Indians in planning estates for their heirs and advising them on personal real estate matters.

Technical services will be provided in connection with community developments such as road, housing and school construction. Guidance will be given to tribes in their programs of land purchase and tribal management.

Examples of recent accomplishments. The management of 50.4 million acres of trust land through the application of professional management technology has resulted in increased benefits to Indians. Increased technology in marketing suspected deposits of minerals has attracted mineral developers to Indian land. In fiscal year 1968, mineral income totaled more than \$38 million. Approximately 42,000 leases were managed last year, producing \$18 million in revenues for Indian owners. Many of these leases were for the development of formerly unproductive lands, thereby increasing the income resource base and capital value of the land.

Tribal organizations and individual ownership cooperatives are assuming a greater role in the management of their real estate. The Bureau has worked closely this year with these groups to assist them in property management. A course of real estate instruction was developed this year to meet the need of Indian Management organizations. The course will also be used in teaching individual landowners for greater understanding by them of real estate principles and practices.

Thousands of transactions affecting the ownership of land were completed last year. These included sales, purchases, exchanges, patents in fee, etc.

The land records maintenance program has continued to make progress in developing automated title records for speedy, accurate chains of title and certificates of ownership. These title services are necessary in all real estate and probate transactions.

These and other functions were performed as necessary for the continued efficient management of the Indian trust estate.

Real estate appraisal. Fiscal year 1969, \$1,666,000; fiscal year 1970, \$1,666,000; "no change".

Program of work. Real estate appraisal and urban planning services are to be provided for the benefit of the Indian owners of 50.4 million acres of tribal and individual trust land. The services are provided in accordance with laws, regulations and tribal resolutions to support the trust responsibility of the Federal Government.

Skilled appraisers estimate the highest and best use of the land, aid in increasing rental incomes, and counsel with tribal members and Bureau administrators on valuation problems arising from the management of Indian properties.

Planning services for Indian owners are provided to improve existing land uses, designing space utilization for orderly future developments to support economic and social development of Indian towns and villages. A continuing effort is made to establish responsible planning organizations which operate and function in the manner of county planning boards. The BIA planner is the coordinator of land use planning with tribal, county, city, state, and Federal agencies involved in similar activities.

Planning specialists are needed for formulating and reviewing development standards required of the lessees of Indian lands to assure desirable land development.

Technical services are often provided to support such community improvements as water and sewer, or other utility projects.

The mineral and petroleum potential of many Indian reservations is vast. The mineral specialists in the Bureau continually supply research, valuation and marketing information to aid the leasing and development of these resources, which will increase the income of the many Indian owners.

Examples of recent accomplishments. The real estate appraisers complete more than 10,000 documented appraisal reports each year. This work load is expected to increase in number and complexity as the Indians' resources management program gains sophistication; and proportionately more of the work load is in support of housing, industry, and commercial and tourism development and less oriented to agriculture and grazing.

Using appraisal reports properly in preparing for negotiation, administrators have increased rentals received from leasing activities on Indian lands often by as much as 50 percent over former rentals. This increase is often the direct result of the administrator being made aware by professional appraisal services of the effect of the real estate market on Indian lands.

The urban planning activities have completed many design studies, subdivision plats, community plans, and plans and designs for recreation, industrial and commercial developments. The planners also have nurtured many Indian planning boards and aided in starting several 701 planning programs in cooperation with the Department of Housing and Urban Development. The planners also have worked closely with the Public Health Service in solving mutual planning programs.

The mineral specialists have helped in generating increased benefits from mineral and oil and gas exploration and development. In fiscal year 1968 bonus payments of \$10.5 million were gained for Indian owners by activities supported by the valuation services of the Bureau.

(b) General trustee services. Fiscal year 1969, \$1,178,000; fiscal year 1970, \$1,178,000; "no change".

Program of work. The Bureau is charged by various laws and regulations with the trust responsibility of accounting for and disbursing individual Indian monies which come into the custody of Bureau officials as a result of administering trust or restricted properties of individual Indians, through per capita payments, judgements, awards, and claims. Indian Service Special Disbursing Agents are designated to carry out these responsibilities.

This sub-activity also finances positions of field representatives who serve as contact representatives with the Indians at the reservation level and who perform work connected with the activities concerned with administration of trust properties.

Examples of recent accomplishments. Trust funds were collected by the Bureau from the leasing and/or sale of trust property, from the sale of forest products produced on trust property, from sales of minerals, hay, and other products. These funds are then deposited to individual Indian and tribal accounts, and in numerous instances are distributed to several thousand individual Indian accounts resulting from the growing multiple-ownership or heirship situation. In order to improve this situation, we are consolidating Individual Indian Money accounting activities to better utilize existing specialized staff and to facilitate the use of electronic accounting techniques. This is resulting in better service to Indian beneficiaries through more current disbursing of funds to them. Field representatives have continued to work with Indian groups and individuals in the management, administration, and development of Indian trust property and related activities. There has been increased activity also in the field of investing individual and tribal funds at higher rates of interest, thus increasing their earnings.

The following table shows Investments - Tribal and Individual Indian Monies:

Investments	Actual June 30, 1967	Actual June 30, 1968	Estimate June 30, 1969
1. Tribal Funds:			
In Banks.....	\$97,461,602	\$155,302,253	\$180,000,000
U.S. Securities	5,915,000	10,980,500	10,900,000
2. Individual Indian Monies:			
In Banks.....	36,523,048	41,881,357	40,000,000
U.S. Securities	29,820,431	29,190,519	30,000,000
Total.....	169,720,081	237,354,629	260,900,000
3. Interest Earned..	7,099,214	13,515,562	14,780,000

(c) Employee compensation payments. Fiscal year 1969, \$336,000; fiscal year 1970, \$400,000; increase, \$64,000. The increase consists of:

<u>Increase (+) or Decrease (-)</u>		<u>Total Program</u>	<u>Total Positions</u>	<u>Explanation</u>
<u>Amount</u>	<u>Positions</u>			
<u>+\$64,000</u>	<u>---</u>	\$400,000	---	To reimburse the Employees' Compensation Fund.

Need for increase. The increase will provide funds to reimburse the Employees' Compensation Fund for payments made due to injury or death of employees under the jurisdiction of this agency as required in Section 209 of Public Law 86-767.

8. Repair and Maintenance of Buildings and Utilities

Activity or Sub-activity	F.Y. 1968 Amount Available	F.Y. 1969 Amount Available	F.Y. 1970 Estimate	Increase (+) or Decrease (-) 1970 Compared with 1969
Repair and maintenance of buildings and utilities.....	\$15,370,639	\$16,869,000	\$17,988,000	+\$1,119,000

Repair and maintenance of buildings and utilities. Fiscal year 1969, \$16,869,000; fiscal year 1970, \$17,988,000; increase, \$1,119,000. The increase consists of:

<u>Increase (+) or</u> <u>Decrease (-)</u>		Total	Total	<u>Explanation</u>
<u>Amount</u>	<u>Positions</u>	<u>Program</u>	<u>Positions</u>	
<u>+\$1,119,000</u>	<u>+28</u>	\$17,988,000	1,313	Repair and maintenance of newly constructed buildings & utilities & related costs.

Need for increase. The \$1,119,000 requested increase includes \$1,000,000 to provide for repair and maintenance of newly constructed buildings and utilities and \$119,000 to provide for increased cost of labor, materials and services. The program for the existing Bureau facilities will be maintained basically at the Fiscal Year 1969 level of repair and maintenance.

Our evaluation of new facilities maintenance needs as well as data developed in the maintenance industry, indicates first year costs are from 75% to 90% greater than subsequent year requirements. New equipment and operating problems during the break-in period, require maintenance which is vital if the new facilities are to be placed into untroubled, useful service and if the Government's investment is to be protected.

Program of work. The repair and maintenance of buildings and utilities is a continuing program. Total funds requested will provide for maintenance of Bureau physical plant facilities located throughout the United States including Alaska, and for providing technical services to Indians.

Most of the Bureau's installations are in isolated locations, lacking the normal utilities and services usually available. This requires that the Bureau provide such essential utilities and services as electricity, water, sewage, heat, garbage and refuse disposal, etc., to insure uninterrupted operation on a 24-hour basis.

Examples of recent accomplishments. In fiscal year 1969 work continued on engineering performance standards and guides. As an interim measure, Department of Navy maintenance standards are being used, to the extent feasible, as temporary guides.

Plant facilities inventories have been up-dated and facility useful life data is in final review. Program evaluation studies have been completed for 34 locations. Work will continue in this area until all Bureau locations have been evaluated.

Plant Management programs have serviced 450 locations involving buildings and utilities. 95 boarding schools (including 18 peripheral dormitories) and 147 day schools are among the facilities maintained and operated over an area stretching from Alaska to Florida.

9. Operation, Repair and Maintenance of Indian Irrigation Systems

<u>Activity or</u> <u>Sub-activity</u>	<u>F.Y. 1968</u> <u>Amount</u> <u>Available</u>	<u>F.Y. 1969</u> <u>Amount</u> <u>Available</u>	<u>F.Y. 1970</u> <u>Estimate</u>	<u>Increase (+) or</u> <u>Decrease (-) 1970</u> <u>Compared with 1969</u>
Operation, repair and maintenance of Indian irrigation systems..	\$1,202,728	\$1,390,000	\$1,390,000	---

Operation, repair and maintenance of Indian irrigation systems. Fiscal year 1969, \$1,390,000; fiscal year 1970, \$1,390,000; "no change".

Program of work. The estimate of \$1,390,000 is to cover annual operation and maintenance charges assessed against Indian-owned lands included within various private and public irrigation districts and water user associations, annual contract payments authorized by the Congress; and annual operation and maintenance costs for those projects not included within private or public irrigation districts and water user associations.

Examples of recent accomplishments. There are approximately 300 irrigation systems on various Indian reservations west of the Mississippi River, ranging in size from tracts of a few acres such as subsistence garden tracts to major projects of over 100,000 acres.

All collections are deposited in the operation and maintenance receipt account and are available for operating and maintaining the respective projects pursuant to the provisions of the Act of August 7, 1946 (60 Stat. 895). These collections include payments by Indian and non-Indian water users and payments made on behalf of Indian water users who are financially unable to pay their assessment for current annual operations and maintenance. Collections from Indian water users for prior year assessments which have previously been paid from reimbursable appropriated funds are deposited directly into the Treasury to the Miscellaneous Receipt Account as a repayment of reimbursable indebtedness. Where non-Indians receive water services from Indian irrigation systems, they are required to pay the full per acre cost. The above referred to irrigation systems and projects fall in the following categories:

1. Projects which are economically feasible on the basis that there is a sufficient quantity of water to supply the assessable area. The lands have characteristics which will produce crops under sustained irrigations and have repayment capabilities which will permit landowners and water users as a whole to pay the full annual cost of operating and maintaining the system. The assessment rates on these projects are fixed to return the full operation and maintenance costs.

Any unpaid assessment becomes a lien against the land for which the assessment is not paid.

Funds requested for payment of assessments under this category will be used when necessary to pay into the Collection Account that part of the uncollectible current annual per acre assessment against Indian owned lands. Funds so paid into the Collection Account to cover such unpaid assessments become reimbursable debts due the United States.

2. Projects where the repayment capabilities of the land will not permit payment to the full annual operation and maintenance costs. Assessment rates for Indian water users on these projects are based on the ability of the Indian to pay and therefore do not cover the full cost of operation and maintenance. All or any portion of any unpaid assessment becomes a lien against the land for which such assessment is not paid.

Funds requested for payment of costs under this category will be used when necessary to pay into the Collection Account that part of the annual operation and maintenance cost on Indian-owned lands in excess of the annual assessment and any part of the uncollectible annual per acre assessment against Indian owned lands. Funds so paid into the Collection Account to cover these costs become reimbursable debts due the United States when used to pay all or any part of the annual costs included in the assessment rate. Costs in excess of the assessment rate are non-reimbursable.

3. Irrigated areas, such as subsistence garden tracts and tracts of a few acres which do not represent economical units, but do provide Indian land-owners with a means of supplementing their livelihood. Because of the low income of the Indian land-owners and water-users on these irrigated areas and tracts, it is not feasible from an economic standpoint to assess these lands. Accordingly, the operation and maintenance costs are non-reimbursable and do not become a lien against the lands benefited.

Funds requested for payment of costs under this category will be used when necessary to pay into the Collection Account the total cost for operation and maintenance of these subsistence garden tracts and irrigated areas, or if no Collection Account has been established and it is not desirable or proper to establish such an account, the funds will be expended when necessary directly from the appropriation account.

4. Irrigation systems and reservoirs serving Indian-owned lands located within and operated by various private and public irrigation districts and water-user associations. Assessments for operation and maintenance of the irrigation systems and reservoirs serving these Indian-owned lands are made by the irrigation district or water-users association embracing and serving such Indian-owned lands.

Funds requested for payment of assessments under this category will be used when necessary to pay into the Collection Account for payment to private and public irrigation districts and water-users associations for operation and maintenance costs assessed for Indian-owned lands included within such irrigation districts and water-users associations. Funds used for payment of assessments covering these costs are reimbursable and become debts due the United States except for those payments that are non-reimbursable by legislation.

5. Projects that are operated by this Bureau at no cost to the Indian land-owners and water-users as provided for under legislation.

Funds requested for payment of assessments under this category will be used when necessary to pay into the Collection Account appropriated funds for irrigation projects operated by this Bureau at no cost to the Indian water-users as required by legislation.

Summary by Sub-activity

Sub-activity	F. Y. 1968 Amount Available	F. Y. 1969 Amount Available	F. Y. 1970 Estimate	Increase (+) Decrease (-)
(a) Annual assessment payment (contract)	\$131,780	\$120,923	\$133,053	+\$12,130
(b) Annual water payments (contract).....	40,000	40,000	40,000	---
(c) Operation and maintenance of irrigation systems.....	1,030,948	1,229,077	1,216,947	-12,130
Total.....	1,202,728	1,390,000	1,390,000	---

ITEMIZATION OF ESTIMATE

Department of the Interior
 Appropriation Title: Resources Management Bureau of Indian Affairs

	Actual 1968	Estimate 1969	Estimate 1970	Increase (+) Decrease (-)
<u>Program and Financing</u>				
Total obligations...	\$49,149,883	\$50,240,000	\$55,192,000	+\$4,952,000
Unobligated balance lapsing.....	1,117	---	---	---
Appropriation.....	49,151,000	50,240,000	55,192,000	+ 4,952,000
Proposed supplemental due to civilian pay increase	---	1,619,000	---	- 1,619,000
<u>Obligations by Objects</u>				
11 Personnel				
compensation....	31,877,239	33,990,000	35,229,000	+ 1,239,000
12 Personnel benefits	2,623,051	2,738,000	2,864,000	+ 126,000
21 Travel and trans- portation of persons	1,785,485	1,894,000	2,059,000	+ 165,000
22 Transportation of things.....	1,488,955	1,500,000	1,532,000	+ 32,000
23 Rent, communications, and utilities....	1,266,762	1,300,000	1,334,000	+ 34,000
24 Printing and reproduction....	124,283	130,000	130,000	---
25 Other services....	3,897,115	3,676,000	4,218,000	+ 542,000
26 Supplies and materials.....	4,801,128	4,834,000	5,488,000	+ 654,000
31 Equipment.....	1,015,144	1,089,000	1,255,000	+ 166,000
32 Lands and structures	57,598	190,000	190,000	---
41 Grants, subsidies, and contributions	953,783	1,281,000	1,656,000	+ 375,000
42 Insurance claims and indemnities.....	7,808	---	---	---
Subtotal.....	49,898,351	52,622,000	55,955,000	+ 3,333,000
Deduct quarters and subsistence charges..	748,468	763,000	763,000	---
Total obligations.	49,149,883	51,859,000	55,192,000	+ 3,333,000

~~CONSTRUCTION~~

DEPARTMENT OF THE INTERIOR
BUREAU OF INDIAN AFFAIRS

Construction

Appropriation 1969.....		\$25,471,000
Transferred to other accounts.....		<u>-136,402</u>
Appropriation (adjusted).....		25,334,598
Unobligated balance from prior year.....		<u>43,101,619</u>
Total available for obligation.....		<u>68,436,217</u>
<u>Decreases:</u>		
Buildings and utilities.....	\$60,594,647	
Irrigation systems.....	7,839,428	
Land acquisition.....	<u>2,142</u>	<u>68,436,217</u>
Subtotal.....		<u>-</u>
<u>Increases:</u>		
Buildings and utilities.....	\$17,500,000	
Irrigation systems.....	<u>5,873,000</u>	<u>23,373,000</u>
Budget estimate, 1970.....		<u>\$23,373,000</u>

BUREAU OF INDIAN AFFAIRS

Construction

Analysis by Activities

Activity	F.Y. 1969 Amount Available	Fiscal Year 1970			Total Available 1970 Compared to Total Available 1969	Page Refer- ence
		Unobligated Balance from Prior Year	Budget Estimate	Estimate Total Available		
1. Buildings and utilities.....	\$60,594,647	-	\$17,500,000	\$17,500,000	-\$43,094,647	77
2. Irrigation systems..	7,839,428	-	5,873,000	5,873,000	-1,966,428	88
3. Land acquisition....	2,142	-	-	-	-2,142	
Total.....	\$68,436,217	-	\$23,373,000	\$23,373,000	-\$45,063,217	

1. BUILDINGS AND UTILITIES

\$17,500,000

Construction of Facilities

This program provides construction funds for kindergarten classrooms at 37 locations, for an expanding enrollment at one school location, for a new auto mechanics shop building at the Haskell Institute and for the replacement of a jail at Colorado River.

In addition to the construction of the above facilities, these funds will be used to purchase equipment for schools funded for construction in prior years, for a new water system at a residential school on the Navajo, for advance planning of future projects, for continuing the water exploration program at 14 locations and major alterations and improvements to existing buildings and utilities.

A summary of projects by States and project justifications follows:

BUILDINGS AND UTILITIES CONSTRUCTION PROGRAM, FISCAL YEAR 1970

<u>Summary of Projects by States</u>	<u>Estimated Cost.</u>
<u>NEW CONSTRUCTION</u>	
<u>Arizona</u>	
Toyey School Water.....	\$462,000
Colorado River Jail.....	<u>300,000</u>
Total, Arizona.....	762,000
<u>Kansas</u>	
Haskell Institute Shops.....	957,000
<u>South Dakota</u>	
Cheyenne-Eagle Butte School.....	2,918,000
<u>Bureauwide</u>	
Advance planning.....	663,000
Deferred equipment, 5 locations.....	2,900,000
Kindergartens.....	4,000,000
Water explorations.....	<u>300,000</u>
Total, New Construction.....	12,500,000
Major alterations and improvements.....	<u>5,000,000</u>
Total, Construction.....	17,500,000
<u>TOYEI SCHOOL WATER, Toyey, Arizona</u>	<u>\$462,000</u>

LOCATION. On the Navajo Reservation, in Apache County, five miles southwest of Steamboat, Arizona.

EXISTING CONDITIONS. A 1,020 capacity elementary boarding school was completed two years ago at this location. The school complex is provided with water from a system of seven wells located within the immediate area of the school. Adequate water is presently available for the school; however, based on the findings of a recent evaluation study conducted by the Geological Survey at the request of this Bureau, the amount of water needed by a school of this size exceeds the amount of natural recharge in the storage area. Therefore, most of the water is

being removed from storage and it can be expected that the pumping rates from the present wells will be decreased until the capacity is no longer adequate for the school. Additional wells could be drilled at greater distances to supplement these wells, however, these would be temporary sources only and would eventually decrease in output, similar to the existing wells.

The Geological Survey has conducted preliminary testing of an area in the Ganado Wash near Greasewood and reports that wells with a 100 GPM capacity would be possible. It was also noted that wells drilled in the alluvium will in all probability maintain production rates because of the substantial recharge from streamflow.

PROPOSED FACILITIES. It is proposed to develop a well field in the Ganado Wash near Greasewood, Arizona and pipe the water to the Toyei School, a distance of some 13 miles.

PROJECT COST ESTIMATE.

Wells, pipeline, pumping station.....	\$400,000
Contingencies.....	20,000
Engineering, plans, surveys, on-site inspection.....	42,000
Total.....	<u>462,000</u>

COLORADO RIVER AGENCY JAIL, Parker, Arizona \$300,000

LOCATION. On the Arizona-California boundary approximately 125 miles north of Yuma, Arizona.

EXISTING CONDITIONS. All Indian prisoners are jailed in the 16 capacity facility which is maintained and operated by the Sheriff of Yuma County. Under contract the Bureau pays \$1.10 per day per prisoner for the use of this jail. The jail is greatly overcrowded with up to 75 prisoners over weekends and at holiday or celebration times. There are no separate facilities for juvenile prisoners and the only sight separation between male and female adult prisoners are some wooden boards which have been attached to one cell. To reduce this overcrowding the Sheriff of Yuma County has informally advised Bureau officials that it will soon be necessary to refuse the use of these facilities to all except County prisoners. Such a course of action would necessitate a 250-mile round trip for Bureau police to incarcerate tribal prisoners in the City of Yuma. This is the nearest available jail to Parker with adequate facilities.

PROPOSED FACILITIES. It is proposed to construct a jail for tribal prisoners in Parker with a total capacity of 28. Cells are to be provided for 12 adult male, 6 adult female, 4 juvenile male and 4 juvenile female and two maximum security cells. Two drunk tanks, one for male and one for female, a courtroom, judge's office, police office, booking room, kitchen and food storage, evidence storage room, laundry room, general storage, visitor's room and a two vehicle garage. Utilities, sidewalks, streets, curbs and gutters will be included.

PROJECT COST ESTIMATE.

Jail, courtroom building.....	\$219,000
Utilities and site work.....	24,350
Equipment.....	10,000
Contingencies.....	12,150
Engineering, plans, surveys, on-site inspection.....	34,500
Total.....	<u>300,000</u>

LOCATION. In the City of Lawrence, approximately 35 miles west of Kansas City, Kansas.

EXISTING CONDITIONS. The end result of educational endeavor for any American youth is the acquisition of the necessary skills and self-confidence to be able to seek and hold a permanent position in the adult world of modern day work. This is as important for an American Indian youth as it is for any other citizen. These have been the objectives of Haskell Institute since its inception for needy Indian youth.

Educators agree that it is no longer adequate for a person to merely complete high school in order to compete successfully for job opportunities. At the same time, it is recognized that all high school graduates are not college bound or college oriented.

For those of our young Indian people who have the interest and the ability, college scholarships and grants are available through their home agencies. On the other hand, for those students who are not interested in matriculating into a university but who desire additional preparation, Haskell Institute offers a unique program in the field of business, vocational, and technical training.

In this latter category, the typical urban American youths' needs are being recognized through the establishment of regional vocational schools. Indian youth, most of whom come from rural unsophisticated reservation areas and are too far away from the urban-centered technical schools to attend on a day basis, can come to Haskell as boarding students. Here they acquire not only the vocational skills, but the social skills so necessary in building self-confidence to compete in the 20th Century predominant non-Indian world.

The Indian youth coming to this school each year represent a cross section of some of the finest young people from Indian communities in more than 30 States. The vast majority of them come with serious purpose and feel that the school has something special to offer them. According to hundreds of letters from previous graduates received here by staff members during a typical school year, the Haskell program viewed in retrospect has given the graduates the kind of experiences needed to live out in the adult world.

The Haskell program is complementary to, and not duplicative of the Bureau's Employment Assistance Adult Vocational Training program for eligible Indians 18 through 35 years of age (married as well as single) which is authorized by Public Law 959. For the married man with family responsibilities, the available subsistence under A.V.T. is the difference between staying in a training program or having to drop out to support his family with perhaps an unskilled type of job. However, for the young single person who is not mature enough yet to cope with all of the stimuli inherent in the large urban area where A.V.T. approved courses are generally offered, Haskell has served as a scene for further maturation. During his stay at Haskell, the immature unsophisticated person has also learned skills that are salable.

Even though no school or institution can thrive or rest on tradition alone, in the case of Haskell this cannot be ignored in evaluating the support and interest of its Indian patrons. The unsolicited testimonials of its Indian patrons attesting to the value of the training acquired at Haskell for the last several decades can be found in every Indian community throughout the continental United States. The emergence of a new Bureau technical school in the Southwest gives increased emphasis to the need for the type of educational endeavor conducted at Haskell Institute.

A review of the statistical report, Chart I, which reflects the placement and follow-up of Haskell graduates from its terminal program, speaks for itself in measuring the successful attainment of the objective contained in the school motto, "Learn to Earn."

The Haskell program of trade-technical and business training has been successful. (Please refer to Chart I). The Indian people believe in the school. Haskell graduates now provide leadership for Indian people all over the United States. The program deserves the necessary support to assure continuous improvement.

Shops, classrooms, dormitories, and other facilities, should compare favorably with those in public schools and area vocational schools.

Haskell is not in Indian Country, as the term is generally used. Oklahoma, an adjoining State, however, has generally provided about one-third of the enrollment. Any school with Bureauwide enrollment will require considerable travel by many students.

Haskell is in the Kansas City metropolitan area and is close to the industrial centers of Dallas, Chicago, and St. Louis. The metropolitan-industrial area and the cultural influence of the University of Kansas have distinct advantages for the location of the school.

Indian people believe in the Haskell program so much that the school enrollment has usually been filled in June of each year. It appears that the school will fill even at an earlier date this year.

A typical Haskell student is an 18-year old graduate from a small rural high school who will not enroll in a college or university to pursue studies leading to a degree. He needs terminal trade technical or business training to prepare himself to assume his social economic responsibilities. This he can find in the Haskell environment better than if sent to a large city or to an environment where a lesser interest is shown in his welfare.

For many years Haskell conducted a high school program, grades 9-12, and a post high school program, grades 13-14. It was decided in 1962 to phase out the high school program so as to devote all of the facilities exclusively to post high school training. The phasing out of the program proceeded as shown below:

<u>SCHOOL YEAR</u>	<u>HIGH SCHOOL</u>	<u>POST HIGH SCHOOL</u>	<u>POST HIGH SCHOOL PLACEMENT</u>
1961-62	Grades 9-12	Grades 13-14	163
1962-63	10-11	13-14	179
1963-64	11-12	13-14	218
1964-65	12	13-14	261
1965-66	None	13-14	303
1966-67	None	13-14	313

Note that there were 163 job placements following the last year in which the full high school program was operated. The number of placements increased steadily as the high school became smaller, until after the first full year of exclusive post-high school enrollment, the number of placements numbered 313. Haskell is the only Bureau school devoting full time to a post-high school program of trade-technical and business training.

HASKELL OFFERINGS

Business Department

Secretarial (Men and Women)
Stenographic (Men and Women)
Clerical (Men and Women)
Typewriting (Men and Women)
Accounting (Men and Women)

Home Economics Department

Licensed Practical Nursing (Men and Women)
Commercial and Institutional Baking (Men)
Costume Shop (Women)
Dental Assistant (Women)
Dormitory Management (Men and Women)
Food Service Worker (Men and Women)
Home Decoration (Women)
Institutional Cooking (Men and Women)
Meat Cutting (Men)
Special Curriculum for
 Pre-Dental Assistant (Women)
 Pre-Practical Nursing (Men and Women)
 Pre-Registered Nursing (Women)

Printing Department

Linotype Operation (Men and Women)
Letterpress Pressman (Men)
Offset Camera and Platemaking (Men)
Offset Presswork (Men)

Vocational Department

Auto Mechanics (Men)
Carpentry and Cabinet Making (Men)
Electricity (Men)
Electronics (Men and Women)
Machine Shop (Men)
Masonry (Men)
Painting and Decorating (Men)
Plumbing (Men)
Refrigeration and Air Conditioning (Men)
Sheet Metal (Men)
Technical Drafting (Men and Women)
Welding (Men)

RELATED ACADEMIC TRAINING

Related academic classes are scheduled to give the necessary academic support to the various trade-technical and business offerings. The schedule below shows the present plan of academic support for various departments.

Vocational Department

Communication Skills
Science
Mathematics
Related Drafting
Business (Limited)

Printing Department

Chemistry
Printer's Mathematics
Vocabulary

Business Department

Law
English
Journalism

Home Economics Department

Business
Art
Science
Communication Skills
Mathematics
Food Science
Nutrition
Psychology
Sociology

The trade-technical and business program represents the chance the typical Haskell student will have for formal training before beginning competition in the business and industrial world. So much depends on these last two years that he deserves to train in modern classrooms and shops with the best and latest equipment. He, like the non-Indian, must compete in a technological economy. His cultural and language handicaps make first class training even more essential.

PROPOSED FACILITIES. To continue the rebuilding and upgrading of plant facilities at Haskell it is proposed to construct an auto mechanics shop building. The structure will contain five areas for instruction of auto mechanics; one area for body and fender training; a paint shop and supporting classrooms, tool storage room, toilets and general storage room. Utilities, streets, walks and other site work will be included.

PROJECT COST ESTIMATE.

Auto Mechanics Shop Building, 33,900 sq. ft. @\$21.00.....	\$711,900
Utilities and site work.....	100,000
Landscaping and soil erosion control.....	20,000
Job supervision.....	30,000
Equipment.....	Future request
Contingencies (5 percent of construction cost).....	35,100
Engineering, plans and surveys.....	<u>60,000</u>
Total.....	<u>\$957,000</u>

PLACEMENT RECORD OF HASKELL GRADUATES

Year	<u>1957</u>	<u>1958</u>	<u>1959</u>	<u>1960</u>	<u>1961</u>	<u>1962</u>	<u>1963</u>	<u>1964</u>	<u>1965</u>	<u>1966</u>	<u>1967</u>
Graduates Reported	114	160	135	185	193	163	179	218	261	303	313
Average Salary Reported	\$3,228	\$3,312	\$3,600	\$3,635	\$4,162	\$4,055	\$4,165	\$4,169	\$4,346	\$4,448	\$4,575
Highest Starting Salary Reported	\$6,000	\$5,000	\$7,280	\$6,280	\$10 hr.	\$8,584	\$9,588	\$8,632	\$7,571	\$7,930	\$8,320
Per Capita Costs	\$ 772	\$ 902	\$ 882	\$ 966	\$1,061	\$1,025	\$1,411	\$1,306	\$1,320	\$1,406	\$1,560

CHART I

LOCATION. On the Cheyenne River Reservation approximately 75 miles northwest of Pierre, South Dakota.

EXISTING CONDITIONS. The existing school facilities were constructed in 1959 by the Corps of Engineers in conjunction with flood control work on the Missouri River. The school has a classroom capacity of 650 students in both elementary and high school. The elementary school contains 10 classrooms adequate for 300 students and the high school is adequate for 350 students and is comprised of 10 academic classrooms, two home economic classrooms, one General Science and Biology classroom, one physics and chemistry classroom and an industrial arts shop. All the facilities are in excellent condition and will continue in operation. The public school district jointly operates the Cheyenne-Eagle Butte School with the Bureau and has a total of 16 classrooms located on a separate site. Only 12 of these classrooms are viewed as satisfactory for continued operation with the other four classrooms in very poor physical condition. Thus, there are a total of 22 useable elementary classrooms which are adequate for 660 students and a high school with space for 350 students or a total availability of 1,010 spaces. In the school year 1967-1968 the total school enrollment exceeded 1,200 and by school year 1971-1972 the projected enrollment is 1,534. The breakdown of this projected enrollment is 1,180 for the first nine grades and 354 in the tenth through twelfth grades. The overcrowding of available classroom spaces is now of serious proportions and will be further aggravated by school enrollment increases in future years. Housing for new employees must be provided by the Government since the towns that are within reasonable commuting distance do not have an adequate supply of houses for sale or rent. A housing survey conducted by the General Services Administration indicates that additional employee housing must be constructed by the Bureau for the expanded staff.

PROPOSED FACILITIES. To provide the needed classrooms and adjunct facilities for the total projected school enrollment, it is proposed to remodel the existing school building and convert it for the use of the students in the first nine grades. This will entail the moving of some partitions, conversion of existing library space to classrooms and construction of additional walls. It is also proposed to construct an addition to the existing school kitchen-dining room for dishwashing, can wash and a janitor's closet. A new firehouse, a warehouse for storage of non-perishable goods will be included and the remodeling of an existing laundry building which is no longer used as a laundry into a student center. A new high school complex will be constructed for the 360 students in grades 10-12, on a site adjacent to the existing school buildings. Academic classrooms, home economic classrooms, science rooms, an instructional materials center, administrative offices, physical education rooms for boys and girls with locker and shower facilities will be included. The gymnasium and auditorium in the existing school building will continue in operation for the entire school complex and will not be duplicated in the new construction. Utilities will be expanded for the enlarged facilities and additional curbs, gutters, streets, walks, landscaping, and soil erosion work will be a part of the project. For the additional educational staff, it is proposed to construct 22 housing units.

PROJECT COST ESTIMATE.

School remodeling.....	\$132,000
Kitchen-dining hall addition, 2,400 SF @\$24.....	57,600
New high school complex, 41,250 S.F. @\$24.....	990,000
Employee housing; 14, 3 BR; 4, 2 BR; 4, 1 BR.....	470,720
One, four car garage.....	17,000
Storage, fire, maintenance building, 8,000 S.F. @\$15.....	120,000
Covered walks, 1,700 S.F. @\$10.....	17,000
Utilities and site work.....	670,000
Landscaping, soil erosion work.....	100,000

Contingencies.....	\$127,680
Engineering, plans, surveys, on-site inspection.....	<u>216,000</u>
Total.....	<u>\$2,918,000</u>

ADVANCE PLANNING, BUREAUWIDE \$663,000

PROPOSED PROGRAM. It is proposed to complete the programming, planning and design work in fiscal year 1970 for additional projects. Advance planning of projects permits an orderly compilation of facts and data necessary to justify the request for construction funds. Programs of Requirements can be prepared and approved, preliminary designs completed preparatory to completion of the final working drawings and the completion of cost estimates for the projects.

PROJECT COST ESTIMATE.

Advance planning.....	\$663,000
-----------------------	-----------

DEFERRED SCHOOL EQUIPMENT, PRIOR YEAR CONSTRUCTION PROJECTS \$2,900,000

LOCATIONS. Chevak Day School, Alaska - \$33,180; Kyle Day School, South Dakota - \$125,000; Loneman Day School, South Dakota - \$59,900; Choctaw Central School, Mississippi - \$231,920; Albuquerque Voc-Tech School - \$2,450,000 for the first year class.

PROPOSED PROGRAM. In fiscal years 1968 and 1969 funds were appropriated for the construction of the schools listed above; however, funds for the purchase of equipment for the schools were not appropriated. All of the schools are scheduled to be under construction in fiscal year 1969 and in order for the new school plants to be operational, the equipment items must be provided. It is proposed to purchase the equipment such as desks, chairs, tables, maps, cabinets, shop equipment, beds, mattresses, lockers, etc. for the listed schools. Additional funds for Albuquerque Voc-Tech School will be requested in a future year for the second year class.

PROJECT COST ESTIMATE.

School equipment.....	\$2,900,000
-----------------------	-------------

KINDERGARTEN CLASSROOMS AT 37 LOCATIONS, BUREAUWIDE \$4,000,000

LOCATIONS. The kindergarten classrooms will be at 37 locations throughout the United States.

EXISTING CONDITIONS. The majority of Indian children who enter Bureau schools speak little or no English before they start school. This is a severe handicap for they cannot understand what is expected of them and how to conduct themselves. Kindergartens will help Indian children get a stronger start in first grade with regard to English language skills, readiness for using tools of literacy, acquaintance with good health and safety practices, and in beginning the development of attitudes toward the future.

Presently the Bureau operates an elementary school at each of the 37 locations and these funds are requested to initiate a kindergarten program at these schools. There have been no classroom facilities constructed expressly for a kindergarten program in any Bureau school. Therefore, plant facilities are needed to expand the new kindergarten program which has been initiated in some existing facilities converted to kindergarten use in the school year 1968-1969. There follows a table showing the proposed locations of the new facilities, and the proposed number of classrooms and teachers quarters. The number of quarters requested has been

coordinated with the latest quarters survey reports and is in keeping with the policy of not constructing quarters when other housing is available within a reasonable commuting distance.

<u>Location</u>	<u>No. of Classrooms</u>	<u>No. of Quarters</u>
<u>Alaska</u>		
Barrow	3	2
Hooper Bay	1	1
Kotzebue	3	2
<u>Arizona</u>		
Cibecue	1	1
Second Mesa	1	1
John F. Kennedy	1	0
Cove	1	0
Greasewood	1	0
Kinlichee	1	1
Cottonwood	1	1
Lukachukai	3	0
Pine Springs	1	1
Seba Dallkai	1	1
Teece Nos Pos	1	0
Wide Ruins	1	0
Rough Rock	1	0
<u>Mississippi</u>		
Choctaw Central	2	0
<u>New Mexico</u>		
Acomita	2	0
Isleta	2	0
Laguna	4	0
Santa Clara	1	0
Jemez	2	0
Zia	1	0
Lake Valley	1	0
Mariana Lake	1	1
<u>North Carolina</u>		
Cherokee Central	4	0
<u>North Dakota</u>		
Fort Totten	1	1
Turtle Mountain	4	3
White Shield	1	1
Mandaree	1	1
Twin Buttes	1	1
Standing Rock	2	2
<u>South Dakota</u>		
Porcupine	1	1
Kyle (Little Wound)	1	1
Cheyenne-Eagle Butte	3	2
Loneman	1	1
Lower Brule	<u>1</u>	<u>1</u>
Totals	59	27

PROPOSED FACILITIES. The proposed classrooms will each have a floor area of 1,000 square feet and will have a self-contained toilet room. Employees housing for the teachers, are proposed for only those locations where private housing cannot be obtained within a reasonable commuting distance. The housing units will contain two bedrooms, living room, dining room, kitchen, bathroom and a garage. Wherever practical the proposed classrooms will be connected to the existing school buildings. Where not practical because of site conditions, the new construction will be individual structures. Utility and site work will also be performed.

PROJECT COST ESTIMATE.

Classroom additions, 37 locations.....	\$1,546,750
Employees quarters, 21 locations.....	916,875
Utility and site work.....	640,080
Contingencies.....	126,160
Equipment.....	363,980
Engineering, plans, surveys, on-site inspection.....	406,155
	<hr/>
Total.....	\$4,000,000

WATER EXPLORATION AND DEVELOPMENT, BUREAUWIDE \$300,000

PROPOSED PROGRAM. Water exploration must be conducted before any extensive planning of construction work can be undertaken. In addition to new areas where the quantity and quality of water are not known many existing locations have out-grown their water supply and new sources of supply must be developed. It is proposed to drill exploratory wells and perform testing at approximately ten locations in fiscal year 1970.

PROJECT COST ESTIMATE.

Water exploration....	\$300,000
-----------------------	-----------

MAJOR ALTERATIONS AND IMPROVEMENTS, BUREAUWIDE \$5,000,000

The estimate of \$5,000,000 will provide for the continued elimination of unsafe and unsanitary conditions existing in Bureau plant facilities (including water pollution control projects); for correction of functional deficiencies; and for the modernization of existing facilities including the replacement of obsolete and deteriorated buildings and facilities which because of their relatively small size are not applicable for inclusion in the regular construction program. A high priority will be assigned to the correction of unsafe and unsanitary conditions with primary emphasis given to conditions existing in school and dormitory facilities.

The Major Alterations and Improvements Program by category is as follows:

- (1) Correction of Unsafe and Unsanitary Conditions: Included under this category are items which constitute a safety hazard or health problem to the students and occupants of Bureau operated facilities scheduled for continued use. Examples are: Correction of structural deficiencies; provision of fire safety requirements; improvements to inadequate water, sewage and plumbing systems; and the replacement of obsolete wiring and electrical systems.

- (2) Correction of Functional Deficiencies: Included under this category are items which, while not in the unsafe or unsanitary category, do constitute a definite problem in the efficient conduct of the various Bureau programs. Examples of deficiencies requiring attention are: inadequate and/or non-functional space to carry out a planned program function; utility systems requiring expansion to meet increased loads imposed by program requirements; structural alterations required in conjunction with the installation of additional or more modern equipment; conversion of heating plants to effect operating efficiencies; and other items of a similar nature required to keep pace with activity and program needs.
- (3) Modernization of Existing Facilities: Work under this category consists of the modernization of existing facilities scheduled for continued use including installation of modern kitchens, bathrooms, lighting systems, heating systems, etc., which are not unsafe or unsanitary, but are inefficient or obsolete due to age or other reasons.

2. IRRIGATION SYSTEMS

\$5,873,000

The ultimate goals of the Bureau of Indian Affairs for the Indian people are maximum economic self-sufficiency, equal participation in American life and equal citizenship privileges and responsibilities. The Bureau is working toward the attainment of these goals through two basic programs, one of which is education, and the other is the economic development of reservation resources. One of the approaches through economic development of reservation resources is the development of all irrigable land on Indian reservations as a means of providing a better standard of living for resident reservation Indians.

Development of Indian irrigation projects under such conditions must necessarily be correlated with and become an integral part of the total reservation program. If the economy of the reservation is built around a livestock program then production of feed on irrigable land will be the predominant crop in quantities sufficient to meet the needs of the livestock in connection with fully developed grazing lands.

The early completion of all irrigation projects will make possible the determination of final per acre construction costs for reimbursement purposes and will greatly facilitate the program and policy of the Bureau in transferring the responsibility for operation and maintenance of the systems to the water users.

The budget estimate of \$5,873,000 for 1970 will provide \$2,373,000 for a minimal program by this Bureau for the improvement, betterment and extension of irrigation projects and related power systems and \$3,500,000 for a very limited program for the Navajo Indian Irrigation project. This project embraces 110,630 acres and is being constructed by the Bureau of Reclamation.

On those Indian reservations where the generation and/or the transmission and distribution of power are an integral part of the irrigation project, such power systems not only are serving their primary purpose of furnishing electrical energy for project purposes, but are furnishing power under contract to residents of the reservations and to local industrial and commercial enterprises on or adjacent to the reservation. Under these contract agreements with the customers the Bureau has the responsibility to furnish a firm and adequate power supply.

BUREAU OF INDIAN AFFAIRS
Irrigation Construction

Summary of Projects

	Total Estimated Cost	1970 Estimate	<u>Justification</u>
(a) Annual Contract Payments \$	610,750	\$ 17,154	
Fort Belknap	250,000	7,404	For payment of the twenty-eighth annual installment due the Bureau of Reclamation for storage in Fresno Dam.
Tongue River	360,750	9,750	For payment of the thirtieth annual installment due Tongue River Water Users' Association for storage in Tongue River storage reservoir.
(b) Irrigation Construction and Rehabilitation	266,049,832	5,050,846	
<u>Arizona</u>			
Colorado River - Power	35,381,941	466,000	See detailed justification
San Carlos Project - Power	27,802,186	358,000	See detailed justification
Papago - ChuiChu	2,407,793	30,000	To drill one well, 1,200 feet deep, and purchase and install pump and related equipment.
<u>California</u>			
XL Ranch - McGinty Dam	62,300	30,000	For replacement of the McGinty Dam.
<u>Idaho</u>			
Michaud Unit	8,820,220	108,097	See detailed justification
<u>Montana</u>			
Flathead - Power		281,000	See detailed justification
Fort Peck	3,815,392	197,749	See detailed justification
<u>New Mexico</u>			
Middle Rio Grande Pueblos	4,000,000	40,000	Clearing, leveling, and construction of farm ditches; rehabilitation of 1.5 miles of canal.
Miscellaneous Pueblos	7,260,000	40,000	Concrete lining of 2.6 miles of canal.
Navajo Project	176,500,000	3,500,000	See detailed justification
(c) Water Right Litigation		125,000	See detailed justification
(d) Surveys, Investigations and Plans		105,000	See detailed justification
(e) Engineering and Supervision		<u>575,000</u>	See detailed justification
Total Estimate		<u>\$5,873,000</u>	

(b) Irrigation Construction and Rehabilitation, \$5,050,846.

This estimate provides funds for the construction and extension of authorized and existing projects. The work consists primarily of extending canals and the improvement and betterment of irrigation projects and related power systems. A listing and justification of each project exceeding \$100,000 follows:

Arizona

Colorado River Project, \$466,000. The funds requested are for power construction.

The power system of the Colorado River Irrigation project serves over 1,200 residential and 220 commercial, agricultural, and governmental customers. The system has over reached its maximum economical load demand capacity of 6,000 Kilowatts. The present load demand is 6,700 Kilowatts with power sales exceeding 25,000,000 Kilowatt hours per year. The demands on the system are growing steadily at the rate of about 16 per cent per year as a result of agricultural, business, and recreational enterprises. As a result of this continuing load growth, sections of the system have reached or exceeded the maximum load capacity. Also the excessive line losses are causing voltage drops which is further adversely affecting the system. The deficiencies were brought out in the 1967 power system study and report by R. W. Beck and Associates. The Beck report is being used as a guide for reorganizing, rehabilitating, upgrading, and extending the power system to keep pace with the growing economy in the area.

The proposed program for the fiscal year 1970 will go far toward relieving the existing overload and provide capacity needed to properly serve power customers. The planned construction will promote the growth and success of enterprises which will benefit the Colorado River Indian Tribe. The construction funds expended in connection with the power will be repaid from power revenue collected from the sale of electrical energy. As of June 30, 1965, the revenues had been sufficient to repay to the United States Treasury all funds appropriated for the power system.

The work proposed for the fiscal year 1970 and estimated costs are as follows:

Transmission Lines, Switchyards and Substations, \$151,500. For installation of a 69KV OCB and 34.5KV OCB at Headgate Rock Substation, and for the construction of Poston 69KV-34.5KV Substation. These installations will provide proper and adequate terminal facilities necessary for the new 69KV transmission line to serve the Parker Valley.

Substations, \$154,500. For construction of three new distribution substations and installation of circuit reclosure protection devices to protect the system against overload and to relieve existing overload conditions.

Distribution Lines, \$160,000. For construction of 10.5 miles of 7.2/12.5KV distribution line, and the conversion of 35 miles of 4.16KV line to 7.2/12.5KV, which will provide approximately one-half the required miles, to provide capacity needed to relieve present overload and to provide for anticipated growth of agricultural, business, and recreation developments on the reservation.

San Carlos Project, \$358,000. The funds requested provide for power construction.

The San Carlos project was authorized by the Act of June 7, 1924, and is designed to irrigate 100,546 acres of land in Pinal County, Arizona, of which 50,546 acres are in the Gila River Indian Reservation and 50,000 acres are within the

non-Indian San Carlos Irrigation and Drainage District. All of the non-Indian owned lands and approximately 41,000 acres of Indian-owned lands have been prepared for irrigated farming.

The flow of the Gila River is very erratic causing the project water supply to be unreliable. In some years, almost no water is available from the river. As a result more than 120 wells supplement the river supply. In some years, only approximately 40,000 to 50,000 acres of project lands can be farmed because of shortages in the water supply.

Modernization of the irrigation system is urgently needed to reduce water loss in transportation through unlined canals. It is estimated that 100,000 acre feet of water valued at \$1,000,000 are lost each year.

The project power system which was designed and constructed primarily for project pumping purposes now has 4,700 customer connections. The system consists of two generating plants, 180 miles of high voltage transmission lines, 800 miles of distribution lines and 22 distribution substations.

Many features of the power system urgently need upgrading to utility standards to reduce line losses and interruptions of electric service to customers. New distribution lines are needed to serve new customers.

The proposed power program for the fiscal year 1970 by features and estimated costs are as follows:

Distribution Extension, \$160,000. For construction of line extension with necessary transformers and meters to serve new customers.

Power Factor Correction, \$25,000. For installation of capacitors at various locations to improve voltage and decrease line losses.

Casa Blanca Substation, \$63,000. For providing greater capacity by replacing the present 2.5 MVA transformer bank with a 7.5 MVA tap-changing-under-load-transformer.

Florence Substation, \$110,000. For replacing the present 5 MVA transformer with a new 7.5 MVA Unit to provide for the additional power needs of the Federal and State prisons located in the area and for project pumping.

Idaho

Michaud Unit, \$108,097. This project was authorized under the Act of August 31, 1954 (68 Stat. 1026). The construction was started in the fiscal year 1957 with an appropriation of \$500,000 and has continued each year since as funds were made available. This Unit of the Fort Hall project will irrigate 21,000 acres of excellent land (20,195 acres Indian owned and 805 acres non-Indian owned) lying between the cities of Pocatello and American Falls. The water supply for the Unit is derived from stored water in American Falls and Palisades Reservoirs constructed by the Bureau of Reclamation. However, the water actually used is pumped from the Portneuf River in exchange for the stored water. A series of wells will also provide underground water to supplement the water pumped from the river.

The work proposed for the fiscal year 1970 includes the construction of laterals with necessary structures and the construction of drains.

The features of work and estimated costs are as follows:

West Main Lateral, \$89,123. For completion of five miles of West Main Lateral, pipelines and necessary structures. Pipelines vary in sizes from 12" to 36" in diameter

Owl Canal Lateral, \$3,974. For the installation and final adjustment of Owl Lateral valves and vents.

Central Drain, \$10,000. For the completion of the construction of 5-1/2 miles of drain.

South Drain, \$5,000. For the completion of the construction of 2-1/2 miles of drain.

Montana

Flathead Irrigation Project, \$281,000. The funds requested are for power construction.

The power supply for the Flathead Indian Irrigation project power system is purchased and is received at a single delivery point at Kerr Dam, Montana, from the Montana Power Company. The energy is transformed from 115,000 volts to 34,500 volts and transmitted throughout the project's service area over transmission and distribution lines. Studies made of the power system by the Westinghouse AC Network Analyzer showed an urgent need to provide additional transmission line capacity as well as additional transformer capacity to substations. These studies also showed that the project's present as well as future transmission problems could best be corrected by the establishment of 69KV power supply and a 69KV transmission network. Since these studies, efforts have been directed towards upgrading and improving of the transmission and distribution systems to prevent overload outages.

During the Calendar Year 1967, the project sold 87,946,842 Kilowatt Hours of electricity and served 6,832 customers who are entirely dependent upon the project for electrical energy.

The program for the fiscal year 1970 provides for continuing the upgrading and improvement of the transmission and distribution systems and the purchase of Elmo "B" Coop. The features of work and estimated costs are as follows:

Transmission Line, \$50,000. For rehabilitation repair, replacement, and upgrading transmission lines, the majority of which were constructed over thirty years ago. The transmission lines involved are the Polson "B" Line, which is one of the primary feed lines from Kerr to Polson; the Polson-Big Fork Line which ties the project to the Pacific Power and Light System and supplies power to the Finley Point and Boundary Substations; and sections of the 34.5KV lines between Pablo and Polson and between Ninepipe and Ravalli.

Distribution Lines, \$100,000. For replacement of distribution lines some of which were constructed over thirty years ago. In addition to these earlier constructed lines, lines constructed immediately prior to World War II used native field-treated poles which are deteriorating much faster than commercially-treated poles used after World War II.

The project operates approximately 900 miles of distribution lines. Studies indicated that for the next ten years about 2-1/2 per cent of the 900 miles of the distribution system should be rehabilitated or replaced each year.

Distribution Transformer, \$35,000. For replacement of 200 transformers with 10KVA or larger capacity transformers. The increased use of electricity by individual customers has necessitated the installation of larger capacity transformers to supply the load demand.

East Shore Distribution Facilities, \$25,000. For replacing the overload single phase distribution lines to South (Finely Point) Substation and the North (Bear Dance or Boundary) Substation with three phase distribution lines.

St. Ignatius Substation, \$50,000. For the construction of a new 34.5/7.2-12. KV substation near St. Ignatius. Forecast load studies indicate overload conditions at the Ravalli and Charlo distribution substations by 1970 and also on lines from these substations to St. Ignatius. The construction of a substation near the load center of St. Ignatius will relieve this condition.

Purchase of Elmo "B" Coop, \$21,000. For completion of the purchase of the REA Co-op known as Elmo "B" which is operated by and as a part of the Flathead Project Power System.

The Fort Peck Project, \$197,749. This project is located in northeastern Montana and was authorized by the Act of May 20, 1908 (35 Stat. 558). Construction was started in 1909 and continued as funds were made available and the need for additional farmland arose. The project originally consisted of 5 separate irrigation units. Three units are no longer in operation. The 2 operating units, which embrace an ultimate irrigable area of 24,623 acres, are the Wiota (Big Porcupine) Unit and the Frazer-Wolf Point Unit. Of the ultimate irrigable area, 24,623 acres, facilities have been constructed to serve 15,520 acres.

The basic industry on the reservation is livestock production. In order to meet the demand for winter feed there is an urgent need to extend irrigation facilities to certain of the lands not now irrigated and to rebuild and replace deteriorated irrigation facilities to certain of the other lands not now irrigated because of the need for rehabilitation.

The funds requested under this item are for continuing the construction and rehabilitation of the project. The program for the fiscal year 1970 is as follows:

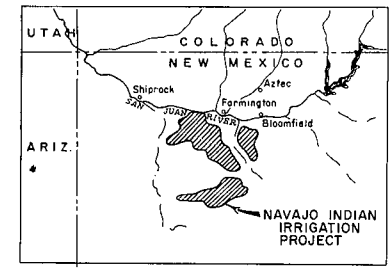
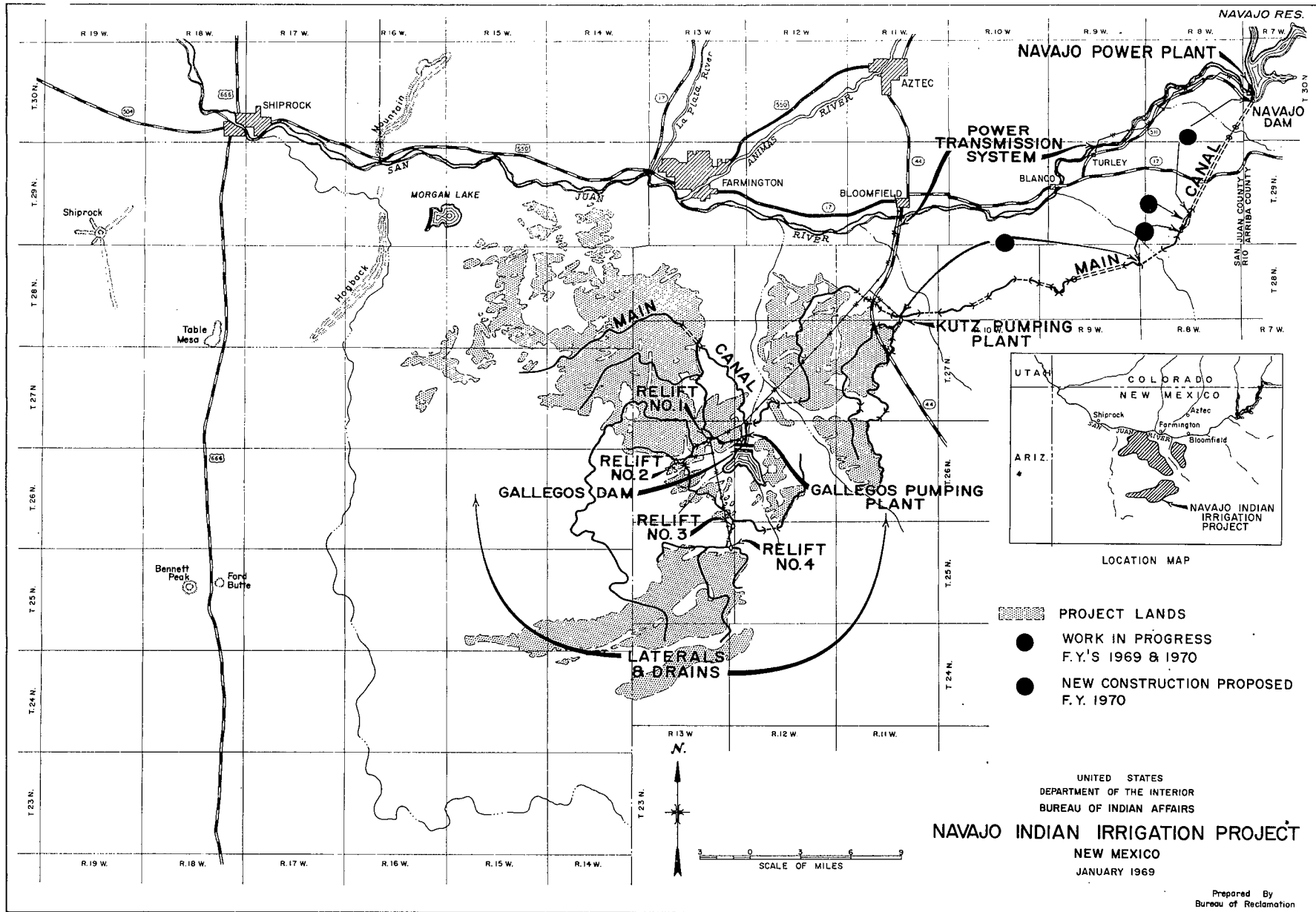
Operation and Maintenance During Construction, \$27,600. For assistance in project operation during construction period. The facilities for the distribution system were designed and constructed for a much larger area than presently developed. It would not be proper to charge the full cost of operating the system to the presently developed area.




Wiota Unit, \$97,670. For continuation of construction and rehabilitation work.

Rebuild and enlarge bank sections and construction of 10 miles of service road along bank.....	\$34,500
Replace 30 lateral structures.....	\$21,520
Construction of 3 miles of laterals.....	\$24,150
Installation of 22 structures.....	\$10,350
Construction of 1 mile of drainage with necessary structures.....	\$ 7,150

Frazer-Wolf Point Unit, \$72,479. For continuation of construction and rehabilitation work.

Construction of pumping plant and 4th pump.....	\$36,800
Construction of 2 miles of laterals with necessary structures.....	\$22,122
Construction of 2.5 miles of surface drainage with necessary structures.....	\$13,557



-  PROJECT LANDS
-  WORK IN PROGRESS
F.Y.'S 1969 & 1970
-  NEW CONSTRUCTION PROPOSED
F.Y. 1970

UNITED STATES
DEPARTMENT OF THE INTERIOR
BUREAU OF INDIAN AFFAIRS

NAVAJO INDIAN IRRIGATION PROJECT
NEW MEXICO
JANUARY 1969

Prepared By
Bureau of Reclamation

REGION 5		PROJECT DATA SHEET			PF-65 (12-68) BUREAU OF RECLAMATION	
Project and state				Completion Date	% Complete	Date
NAVAJO INDIAN IRRIGATION PROJECT, NEW MEXICO - Bureau of Indian Affairs				After F.Y. 1975	16	1-1-69
AUTHORIZATION Public Law 87-483, June 13, 1962				B/C RATIO	1.50	Date 1966
LAND CERTIFICATION None required			DEFINITE PLAN REPORT none required <u>1/</u>			
SUMMARIZED FINANCIAL DATA						
Total Federal Obligations (Reclamation)		\$	Allotments to June 30, 1968		\$ 25,058,886 <u>2/</u>
Total Federal Obligations (Other)			175,000,000	Allotments for F.Y. 1969		3,500,000 <u>5/</u>
Net Property and Other Transfers			1,500,000	Allotments to Date		28,558,886
Cash Advances--Non-Federal			Allotments Required for F.Y. 1970		3,500,000
Adjustment			Balance to Complete after F.Y. 1970		\$ 142,941,114
Total to be Allocated		\$	176,500,000			
ALLOCATIONS <u>3/</u>		REPAYMENT			AMOUNTS PER ACRE	
Irrigation	\$ 176,500,000	Amount Repaid by Irrigators	\$	Irrig. Invest. per Acre	\$
Power	Amount Repaid by Power		Repayment of Invest-	Payment Capacity
M & I Water	Amount Repaid by M & I Water		ment per Acre:	per Acre
Recreation				By Irrigators	\$
F & WL				By Power Revenues	Annual Charges:
Flood Control				By M & I Water Users	O & M
Other		Nonreimbursable		176,500,000		Construction
Total	\$ 176,500,000	Total	\$	176,500,000		Total
STATUS OF REPAYMENT CONTRACT <u>4/</u>						
<p>DESCRIPTION This project is located in Rio Arriba and San Juan Counties in northwestern New Mexico. The project plan of development provides for placing a total of 110,630 acres under irrigation. The project plan will provide a livelihood for an estimated 6,550 Navajo families as farm operators, custom laborers and employees in related service activities, thus providing a higher standard of living for more than 33,000 Navajo Indians. The project also will provide a power supply of 23,000 kilowatts, primarily for operation of the project's pumping plants. Included in the total cost is \$4,298 for 249 acres of State-owned and privately-owned lands for canal right-of-way at an average of \$17 per acre and \$380,000 for acquisition of 14,075 acres of privately-owned lands lying adjacent to the Navajo Indian Reservation to increase the project area at an average cost of \$27 per acre. All of the right-of-way required to be purchased for the canal has been acquired but no acquisitions have been made of the privately-owned lands to be added to the Reservation. The project lands are presently capable of providing only very poor grazing for livestock. When adapted to irrigation, they will be well suited for producing small grains, hay, forage crops, vegetables, and fruit.</p>						

PROJECT DATA SHEET---2

Navajo Indian Irrigation Project, New Mexico

Footnotes:

- 1/ Reevaluation report of Navajo Indian Irrigation project, dated July 1966, revised August 1966, approved by the Secretary of the Interior December 20, 1966.
- 2/ Excludes \$39,115 transferred to GSA.
- 3/ No change in allocations from 1969 Congressional Justification.
- 4/ A form of contract between the United States, represented by the Bureau of Indian Affairs and the Bureau of Reclamation, and the Navajo Tribe of Indians, which provides for deferring the collection of construction costs so long as the benefited lands are in Indian ownership, has been approved by the Navajo Tribe and is awaiting Secretarial approval. Provisions relative to operation and maintenance, acquisition of land outside the reservation, rights-of-way, water rights, statutory directives on water allocations, and other more standard considerations are detailed in the contract.
- 5/ Of the \$3,548,000 appropriated, \$3,500,000 was transferred to the Bureau of Reclamation and \$48,000 was retained by the Bureau of Indian Affairs.

New Mexico

Navajo, \$3,500,000

Work Proposed, F. Y. 1970

Land Purchase Program, \$1,000)

Pumping Plants, \$10,000)

) Provides for collection of field data.

Canals, \$3,162,000. Provides for the completion of construction of the Main Canal from Mile 2.1 to 2.4 and Mile 8.9 to 13.4 and for initiation of three contracts for the construction of the Main Canal from Mile 8.0 to 8.9, Mile 13.4 to 19.4, and Mile 19.4 to 28.8. Work involving minor relocations and collection of design data for future work will be continued.

Laterals, \$200,000)

Drains, \$40,000)

Navajo Powerplant, \$1,000)

) Provides for continuing collection of field design data.

Service Facilities, Depreciation, and Salvage, \$-12,000. Represents \$6,000 for acquisition of office, work, and laboratory equipment more than offset by \$18,000 of prior costs distributed to permanent property.

Other Project Costs, \$101,000. Provides for continuation of a program for developing a plan for settlement by the Navajos and for custodial O&M of completed project facilities.

Consolidated Expenditures and Credits, \$-3,000. Represents charges from Solicitor's Office funded from another source.

Change in Total Obligations

Obligations

1969 Estimate.....

\$175,000,000

1970 Estimate.....

\$175,000,000

No change.....

.....

- (c) Water Right Litigation, \$125,000. For continuing water right litigation and making special studies and preparing material for use in connection with the protection of Indian water rights. The Indians and reservations involved are as follows:

Nambe, Pojoaque, Tesuque, San Ildefonso Water Right Suit (New Mexico, et al, v. Aamodt, et al, Civil No. 6639, U.S.D.C., D.N.M.).

The Santa Cruz Water Right Suit involving lands of the San Juan, Santa Clara, and San Ildefonso Pueblos.

Taos Pueblo stream water right adjudication proposed by the State of New Mexico.

The Salt River Valley Water Right Suit involving the Fort Apache, San Carlos, Salt River, Fort McDowell, and Gila River Indian Reservations.

For special studies and preparation of material for protection of Indian water rights on the Pyramid Lake and Uintah and Ouray Reservations.

- (d) Surveys, Investigations, and Plans, \$105,000. For Truckee River hydraulic studies; the Santa Margarita watershed studies; investigations to determine the safety of existing dams; San Luis Rey watershed studies; Dodge Flats studies; Zuni investigations; the drilling of an exploratory well on the Vaiva-Vo Project; and for continuing surveys, investigations, and the preparation of completion reports for all existing projects under the jurisdiction of the Bureau of Indian Affairs.
- (e) Engineering and Supervision, \$575,000. This item represents the amount required to pay salaries, office rent, travel expenses, and miscellaneous expenses incidental to executing the irrigation program proposed for the fiscal year 1970. Staff employees engaged in irrigation activities are located in Phoenix, Arizona; Billings, Montana; Portland, Oregon; Sacramento, California; Albuquerque, New Mexico; Window Rock, Arizona; and the Washington or Central Office.

ITEMIZATION OF ESTIMATE

DEPARTMENT OF THE INTERIOR

APPROPRIATION TITLE: Construction	Bureau of Indian Affairs			
	Actual 1968	Estimate 1969	Estimate 1970	Increase (+) Decrease (-)
10-08-2301-0-1-609				
<u>Program and Financing</u>				
Total obligations.....	\$29,395,000	\$68,437,000	\$23,373,000	\$-45,064,000
Transferred to other accounts.....	132,000	136,000	-	- 136,000
Unobligated balance avail- able, start of year.....	-31,859,000	-43,102,000	-	+43,102,000
Unobligated balance avail- able, end of year.....	43,102,000	-	-	-
Appropriation.....	40,770,000	25,471,000	23,373,000	- 2,098,000

ITEMIZATION OF ESTIMATE (con.)

10-08-2301-0-1-609	Actual 1968	Estimate 1969	Estimate 1970	Increase (+) Decrease (-)
<u>Obligations by object</u>				
BUREAU OF INDIAN AFFAIRS				
11.0 Personnel compensation...	\$ 6,879,266	\$ 7,676,000	\$ 7,372,000	\$- 304,000
12.0 Personnel benefits.....	445,000	438,000	429,000	- 9,000
21.0 Travel and transporta- tion of persons.....	477,000	600,000	470,000	- 130,000
22.0 Transportation of things.	564,000	800,000	500,000	- 300,000
23.0 Rent, communications, and utilities.....	265,000	300,000	265,000	- 35,000
24.0 Printing & reproduction..	87,000	100,000	90,000	- 10,000
25.1 Other services.....	1,824,000	3,000,000	1,800,000	- 1,200,000
25.2 Services of other agencies.....	-	-	-	-
26.0 Supplies and materials...	2,612,000	4,400,000	2,500,000	- 1,900,000
31.0 Equipment.....	889,000	3,000,000	3,500,000	+ 500,000
32.0 Lands and structures.....	7,319,734	43,623,000	3,023,000	-40,600,000
41.0 Grants, subsidies, and contributions.....	-	-	-	-
42.0 Insurance claims and indemnities.....	-	-	-	-
Subtotal.....	21,362,000	63,937,000	19,949,000	-43,988,000
Quarters and subsistence charges.....	-76,000	-76,000	-76,000	-
Total, Bureau of Indian Affairs.....	21,286,000	63,861,000	19,873,000	-43,988,000
ALLOCATION TO BUREAU OF RECLAMATION				
11.0 Personnel compensation...	\$ 1,211,000	\$ 1,131,000	\$ 1,079,000	\$- 52,000
12.0 Personnel benefits.....	100,000	89,000	81,000	- 8,000
13.0 Benefits for former personnel.....	-	5,000	-	- 5,000
21.0 Travel and transporta- tion of persons.....	41,000	22,000	13,000	- 9,000
22.0 Transportation of things.	64,000	52,000	51,000	- 1,000
23.0 Rent, communications, and utilities.....	22,000	21,000	20,000	- 1,000
24.0 Printing & reproduction..	3,000	2,000	3,000	+ 1,000
25.1 Other services.....	62,000	151,000	154,000	+ 3,000
25.2 Services of other agencies.....	-	-	-	-
26.0 Supplies and materials...	31,000	29,000	22,000	- 7,000
31.0 Equipment.....	16,000	22,000	12,000	- 10,000
32.0 Lands and structures.....	6,559,000	3,056,000	2,065,000	- 991,000
42.0 Insurance claims and indemnities.....	5,000	-	-	-
Subtotal.....	8,114,000	4,580,000	3,500,000	- 1,080,000
Quarters and subsistence charges.....	5,000	4,000	-	- 4,000
Total, Bureau of Reclamation.....	8,109,000	4,576,000	3,500,000	- 1,076,000
Total obligations.....	29,395,000	68,437,000	23,373,000	-45,064,000

ROAD CONSTRUCTION

DEPARTMENT OF THE INTERIOR
BUREAU OF INDIAN AFFAIRS

CONTRACT AUTHORIZATION AND LIQUIDATION PROGRAM

	<u>Contract authority available</u>	<u>Obligations</u>	<u>Unliquidated obligations prior year Fiscal Year 1968</u>	<u>Obligations</u>	<u>Expenditures</u>	<u>Unliquidated obligations carried forward</u>
Federal-Aid Highway Roads.....	\$25,560,283	\$16,956,518	\$5,198,133	\$22,154,651	\$15,214,584	\$6,826,656
Navajo-Hopi Roads, Routes 1 and 3.....	<u>113,411</u>	<u>113,411</u>	-	<u>113,411</u>	<u>113,411</u>	<u>113,411</u>
Total.....	<u>25,673,694</u>	<u>17,069,929</u>	<u>5,198,133</u>	<u>22,268,062</u>	<u>15,327,995</u>	<u>6,940,067</u> 1/
			<u>Fiscal Year 1969</u>			
Federal-Aid Highway Roads.....	<u>20,000,000</u>	<u>20,000,000</u>	<u>6,940,067</u>	<u>26,940,067</u>	<u>22,292,707</u>	<u>4,647,360</u> 2/
			<u>Fiscal Year 1970</u>			
Federal-Aid Highway Roads.....	<u>20,000,000</u>	<u>20,000,000</u>	<u>4,647,360</u>	<u>24,647,360</u>	<u>20,000,000</u>	<u>4,647,360</u>

1/ Available cash for liquidation is \$4,292,707; balance of \$2,647,360 is unfunded.

2/ Unfunded obligations.

DEPARTMENT OF THE INTERIOR
BUREAU OF INDIAN AFFAIRS

Status of Cash Appropriations for
Liquidation of Contract Authorization

	1968	1969	1970
Appropriation.....	\$18,000,000	\$18,000,000	\$20,000,000
Unexpended balance brought forward	1,620,702	4,292,707	-
Total available.....	19,620,702	22,292,707	20,000,000
Less: Expenditures.....	15,327,995	22,292,707	20,000,000
Unexpended balance.....	4,292,707	-	-

JUSTIFICATION

ROAD CONSTRUCTION (LIQUIDATION OF CONTRACT AUTHORIZATION) \$20,000,000

Liquidation Program (Cash)

Liquidation of Contract Authorization (Cash Program) - 1968, \$15,327,995; 1969, \$22,292,707; 1970, \$20,000,000.

The estimate for the Road Construction Cash Program for fiscal year 1970 is \$20,000,000. This amount is required to liquidate \$4,647,360 of unfinanced prior year obligations and the 1970 obligations of the proposed \$20,000,000 program. This leaves an unpaid obligation of \$4,647,360 at the end of the 1970 fiscal year.

Contract Authorization Program (Obligations)

Indian reservation roads - 1968, \$17,069,929; 1969, \$20,000,000; 1970, \$20,000,000.

Need for increase:

The Federal-Aid Highway Act of 1968 authorized, "For Indian reservation roads and bridges, \$30,000,000 for the fiscal year ending June 30, 1970, and \$30,000,000 for the fiscal year ending June 30, 1971." These sums are authorized to be appropriated for the purpose of carrying out the provisions of Title 23 of the United States Code. This title provides the authority to incur obligations, approve projects and enter into contracts under such authorizations and actions doing so shall be deemed a contractual obligation of the United States for the payment of the cost thereof and such funds shall be deemed to have been expended when so obligated. Title 23 also provides that funds authorized for Indian reservation roads shall be available for contract upon a date not earlier than one year preceding the beginning of the fiscal year for which authorized.

The Bureau of Indian Affairs has proposed a road construction program for the fiscal year 1970, in keeping with the intent of Congress to be as prudent as possible without cutting intended services. The program will help alleviate unsafe road and bridge conditions; will provide roads to assist in the economic development of reservations resources; will construct projects to provide Indian communities services generally recognized as necessary from the viewpoint of

health, access, convenience, and aesthetics; and will provide roads which satisfy a number of mobility requirements such as farm-to-market, school bus, mail, and commuter routes. The costs of this program is as follows:

1. Grading and draining	332 miles	\$10,000,000
2. Surfacing	427 miles	7,550,000
3. Bridge construction	1,935 linear feet	1,270,000
4. Surveys and plans	447 miles	1,180,000
		<u>\$20,000,000</u>

The basic objectives of the Bureau of Indian Affairs are the social and economic improvement of the Indian people. Bureau programs of education, economic development, and community services are designed to change the status of the Indian people from that of economically disadvantaged to that of well-being. The standard of well-being to be achieved will enable them to live and compete with other segments of the population on an equal footing. This proposed road construction program is designed to serve the Indian people and to assist the social and economic development of Indian communities through more efficient movement of people and goods. Tax-free Indian lands are not served adequately by State and county roads. There are reservations where county governments do not exist, and many instances where the counties are not financially able to carry out the road function. This program proposes improvements to Indian reservation roads and bridges, on a legally designated system of roads, which are located to serve Indian lands.

Program of work:

(1) Grading and draining - \$10,000,000. Our program is to grade and drain 332 miles of system roads. Right-of-way clearance, construction of drainage structures and excavating high ground for movement to low areas to form the roadbed are the essential features of this area of work. The results are a well-drained roadway having a minimum of curvature and grade to suit the terrain and still retain harmony with the landscape. Surfacing aggregate or bituminous pavement will be placed upon this stabilized roadbed. The average cost per mile is \$30,120.

(2) Surfacing - \$7,550,000. This estimate covers the surfacing of 427 miles of road. Bituminous surface will be applied to 320.9 miles and 106.1 miles will be surfaced with crushed aggregate or gravel. The average cost per mile for pavement is \$19,742. The average cost per mile for aggregate surfacing is \$11,450.

(3) Bridge construction - \$1,270,000. We plan to construct 1,935 linear feet of bridges. Many structures are replacement of unsafe bridges now carrying restricted loads. The average estimated cost per linear foot is \$656.

(4) Surveys and plans - \$1,180,000. The program calls for 447 miles of roads to be surveyed and designed. The work entails preliminary engineering, soil sampling, investigation of alternate routes, acquisition of rights-of-way, location surveys and preparation of detailed plans and specifications for construction.

The total 1970 program has been allocated to area offices which have jurisdictions sometimes covering several States, and to agencies under the areas. Often, several reservations comprise an agency. Tentative allocations have been made to individual projects based upon engineering estimates of cost. Occasionally, there may be a substitution of a specific project based upon unexpected development of other Bureau programs which affect priority but, taken as a whole, the proposal is quite firm. The distribution is as follows:

Aberdeen Area - \$2,500,000. The program will grade and drain 51.0 miles, gravel surface 22 miles, bituminous surface 64.5 miles, construct 180 linear feet of bridge and produce 97 miles of surveys and plans for future construction in the States of North Dakota, South Dakota, and Nebraska.

Albuquerque Area - \$1,300,000. The program will grade and drain 30.0 miles, gravel surface 16.4 miles, bituminous surface 7.3 miles, construct 154 linear feet of bridge and produce 44 miles of surveys and plans for future construction in the States of Colorado and New Mexico.

Anadarko Area - \$460,000. The program will grade and drain 12.0 miles, bituminous surface 12.0 miles, and produce surveys and plans for 7.0 miles of roads in the State of Oklahoma.

Billings Area - \$1,500,000. The program will grade and drain 35.0 miles, gravel surface 17.6 miles, bituminous surface 29.0 miles, construct 346 linear feet of bridge and produce 53 miles of surveys and plans in the States of Montana and Wyoming.

Juneau Area - \$1,200,000. The program will grade and drain 9.1 miles, gravel surface 4.5 miles and produce 13 miles of surveys and plans in the State of Alaska.

Minneapolis Area - \$500,000. The program will grade and drain 21.4 miles, gravel surface 3.7 miles, bituminous surface 8.8 miles, and produce 21 miles of surveys and plans for new construction in the States of Michigan, Minnesota, and Wisconsin.

Muskogee Area - \$470,000. The program will grade and drain 6.1 miles, bituminous surface 12.2 miles, construct 200 linear feet of bridge and produce 16 miles of surveys and plans in the States of Oklahoma and Mississippi.

Navajo Area - \$5,400,000. The program will grade and drain 51.6 miles, gravel surface 11.4 miles, bituminous surface 90.7 miles, construct 590 linear feet of bridges, and produce 96 miles of surveys and plans in the States of Arizona, New Mexico, and Utah.

Phoenix Area - \$3,600,000. The program will grade and drain 69.0 miles, bituminous surface 62.2 miles, construct 340 linear feet of bridge and produce 35 miles of surveys and plans in the States of Arizona, Nevada, and Utah.

Portland Area - \$2,100,000. The program will grade and drain 34.6 miles, gravel surface 26.7 miles, bituminous surface 26.5 miles and produce 48 miles of surveys and plans for future projects in the States of Idaho, Oregon, and Washington.

Sacramento Area - \$470,000. The program will grade and drain 5.0 miles, gravel surface 1.5 miles, bituminous surface 3.3 miles, and produce surveys and plans for 10 miles of construction in the State of California.

Washington, D. C. - \$500,000. The program includes Central Office supervision with field work at the Cherokee, Big Cypress, Brighton and Miccosukee Reservations. Grade and drain 7.2 miles, gravel surface 2.3 miles, bituminous surface 4.4 miles, construct 125 linear feet of bridge and produce 7 miles of surveys and plans in the States of Florida and North Carolina.

Federal-Aid Highway Roads

Area Budget Classification - Breakdown 1970

Area	Total Funds	Grade & Drain		Surfacing		Bridges		Surveys	
		Miles	Amount	Miles	Amount	Feet	Amount	Miles	Amount
Aberdeen	\$2,500,000	51.0	\$1,180,000	86.5	\$1,110,000	180	\$75,000	97	\$135,000
Albuquerque	1,300,000	30.0	840,000	23.7	300,000	154	90,000	44	70,000
Anadarko	460,000	12.0	215,000	12.0	230,000	-	-	7	15,000
Billings	1,500,000	35.0	460,000	46.6	735,000	346	220,000	53	85,000
Juneau	1,200,000	9.1	1,050,000	4.5	85,000	-	-	13	65,000
Minneapolis	500,000	21.4	278,000	12.5	190,000	-	-	21	32,000
Muskogee	470,000	6.1	188,000	12.2	150,000	200	100,000	16	32,000
Navajo	5,400,000	51.6	2,231,000	102.1	2,302,000	590	527,000	96	340,000
Phoenix	3,600,000	69.0	2,059,000	62.2	1,180,000	340	170,000	35	191,000
Portland	2,100,000	34.6	1,005,000	53.2	940,000	-	-	48	155,000
Sacramento	470,000	5.0	250,000	4.8	180,000	-	-	10	40,000
Washington	<u>500,000</u>	<u>7.2</u>	<u>244,000</u>	<u>6.7</u>	<u>148,000</u>	<u>125</u>	<u>88,000</u>	<u>7</u>	<u>20,000</u>
Total	<u>20,000,000</u>	<u>332.0</u>	<u>10,000,000</u>	<u>427.0</u>	<u>7,550,000</u>	<u>1935</u>	<u>1,270,000</u>	<u>447</u>	<u>1,180,000</u>

ITEMIZATION OF ESTIMATE

DEPARTMENT OF THE INTERIOR
 APPROPRIATION TITLE: Road Construction (Liquidation of Contract Authorization)
 Bureau of Indian Affairs

	Actual 1968	Estimate 1969	Estimate 1970	Increase (+) Decrease (-)
Program and Financing				
Total obligations	17,070,000	20,000,000	20,000,000	-
Unobligated balance available, start of year.....	-25,674,000	-31,604,000	-41,604,000	-10,000,000
Unobligated balance available, end of year.....	31,604,000	41,604,000	51,604,000	+10,000,000
Contract authorization (New) (Perm).....	23,000,000	30,000,000	30,000,000	-
Obligations by object				
BUREAU OF INDIAN AFFAIRS				
11.0 Personnel compensation..	6,466,280	7,044,000	7,247,000	+ 203,000
12.0 Personnel benefits.....	423,000	441,000	451,000	+ 10,000
21.0 Travel and transportation of persons.....	342,000	400,000	400,000	-
22.0 Transportation of things	337,000	350,000	350,000	-
23.0 Rent, communications, and utilities.....	431,000	450,000	450,000	-
24.0 Printing and reproduction.....	18,000	20,000	20,000	-
25.1 Other services.....	1,378,000	1,400,000	1,400,000	-
26.0 Supplies and materials..	3,013,000	3,800,000	3,800,000	-
31.0 Equipment.....	733,000	800,000	800,000	-
32.0 Lands and structures....	3,714,720	5,186,000	5,014,000	- 172,000
42.0 Insurance claims and indemnities.....	7,000	-	-	-
Subtotal.....	16,863,000	19,891,000	19,932,000	+ 41,000
Quarters and subsistence charges.....	-81,000	-82,000	-82,000	-
Total, Bureau of Indian Affairs.....	16,782,000	19,809,000	19,850,000	+ 41,000
ALLOCATION TO FEDERAL HIGHWAY ADMINISTRATION, DEPARTMENT OF TRANSPORTATION				
11.0 Personnel compensation..	16,000	17,000	18,000	+ 1,000
12.0 Personnel benefits.....	1,000	1,000	1,000	-
21.0 Travel and transportation of persons.....	15,000	15,000	15,000	-
25.1 Other services.....	16,000	16,000	16,000	-
32.0 Lands and structures....	240,000	142,000	100,000	- 42,000
Total, Federal Highway Administration.....	288,000	191,000	150,000	- 41,000
Total obligations.....	17,070,000	20,000,000	20,000,000	-

GENERAL
ADMIN. EXPENSES

BUREAU OF INDIAN AFFAIRS
GENERAL ADMINISTRATIVE EXPENSES

Appropriation, 1968.....	\$4,627,000	
Second supplemental appropriation, 1968.....	<u>125,000</u>	
Total appropriation, 1968.....		\$4,752,000
Appropriation, 1969.....	4,767,000	
Transfer from Pollution Control Operation and Research		
Federal Water Pollution Control Administration for pay cost.....	<u>246,000</u>	
Total available, 1969.....		5,013,000

Summary of Increases and Decreases, 1970

	<u>Base for 1970</u>	<u>Increase 1970</u>	
General administrative expenses.....	\$5,013,000	+100,000	
Net increase, 1970.....			<u>100,000</u>
Budget estimate, 1970.....			5,113,000

ANALYSIS BY ACTIVITIES

Activity	Fiscal Year 1968	Fiscal Year 1969		
	Amount Available	Total Appropriation	Transfer ^{1/} Pay Cost	Amount Available
General Administrative				
Expenses.....	\$4,751,638	\$4,767,000	\$246,000	\$5,013,000
Unobligated balance lapsing.....	362	--	--	--
Total.....	<u>4,752,000</u>	<u>4,767,000</u>	<u>246,000</u>	<u>5,013,000</u>

	F.Y. 1968 Amount Available	F.Y. 1969 Amount Available	F.Y. 1970 Estimate	Increase (+) or Decrease (-) 1970 compared with 1969	Page Refer- ence
General Administrative					
Expenses.....	\$4,751,638	\$5,013,000	\$5,113,000	\$+100,000	104
Unobligated balance lapsing...	362	--	--	--	
Total.....	<u>4,752,000</u>	<u>5,013,000</u>	<u>5,113,000</u>	<u>+100,000</u>	

^{1/} Represents transfer from Pollution Control Operation and Research
Federal Water Pollution Control Administration

Administration Program: Fiscal year 1969, \$7,409,000; fiscal year 1970, \$7,909,000; increase, \$500,000. The increase consists of:

<u>Increase (+) or Decrease (-)</u>		<u>Total Program</u>	<u>Total Positions</u>	<u>Explanation</u>
<u>Amount</u>	<u>Positions</u>			
\$+100,000	-	\$5,113,000	452	To bring the administration program to a minimum level of operation.
+400,000	(40)*	2,796,000	(300)*	

*On man-year basis. Positions in program schedules.

Need of increase. The administrative functions of the Bureau have operated below level due to insufficient funds over a prolonged period while major programs of the Bureau have expanded. Mandatory increases and program expansions automatically have increased the administrative costs over which the Bureau has no control. Unless additional operating funds are provided to defray these uncontrollable increases, administrative support will continue to be minimized, and the accomplishment of established objectives and goals could be jeopardized. The additional funds requested will merely bring the administration program to a minimum level of operation.

Additional workload has been effected through recently enacted legislation and through newly imposed requirements from regulatory agencies. The increase needs are: The workload in dealing with unions which continues to increase at a rapid rate; the implementation of a manpower and position management program, and of a training effort for the Indian Federal employees of minimum qualifications in an effort to hold meaningful employment in any agency of local, State or Federal Government; the expansion of procurement, contracting, and records management work to permit the necessary compliance review required by the Civil Rights Act, directives of the Office of Federal Contract Compliance and the Department of the Interior; and the expansion of the financial management program to cope with the added workload created by the major program expansions.

Program of work. This program provides for carrying out administrative functions which support Bureau program activities. These functions include executive direction, budgeting, manpower and position management, accounting, information systems, property management, personnel management and management analysis.

The Bureau's proposed 1970 administration program totals \$7,909,000 of which \$5,113,000 is requested under the General Administrative Expenses appropriation and \$2,796,000 is allocable to program activities. A comparison of the program follows:

	<u>1968</u>	<u>1969</u>	<u>1970</u>	<u>Change</u>
Share of participating program activities...	\$2,170,000	\$2,396,000	\$2,796,000	\$+400,000
General administrative expenses appropriation.....	4,752,000	5,013,000	5,113,000	+100,000
Total administration program.....	<u>6,922,000</u>	<u>7,409,000</u>	<u>7,909,000</u>	<u>+500,000</u>

The total amount requested for administration, \$7,909,000 is approximately 2.7% of the total funds requested for the entire Bureau in 1970.

There follows a comparison of appropriations and funds available for administration for the Fiscal Years 1960 and 1970. The comparison reflects a 2.3 to 1 increase in appropriations over funds available for administration.

	<u>1960</u>	<u>1970</u>	<u>Increase</u>	<u>Percent</u>
Appropriations.....	\$115,327,000	\$289,123,000	\$173,796,000	150.7
Administration.....	4,763,544	7,909,000	3,145,456	66.0

For Fiscal Year 1960, funds available for administration were 4.1% of total appropriations; in 1970 funds available for administration have dropped to 2.7% of total Bureau appropriations.

<u>ITEMIZATION OF ESTIMATE</u>				
	<u>Actual</u> <u>1968</u>	<u>Estimate</u> <u>1969</u>	<u>Estimate</u> <u>1970</u>	<u>Increase(+)</u> <u>Decrease(-)</u>
<u>Program and Financing</u>				
Total obligations.....	\$ 4,751,638	\$ 5,013,000	\$ 5,113,000	\$+100,000
Unobligated balance lapsing.....	362	--	--	--
Appropriation.....	4,752,000	4,767,000	5,113,000	+346,000
Transfer from (Pollution Control Operation and Research) Federal Water Pollution Control Adminis- tration for pay cost.....	--	246,000	--	-246,000
<u>Obligations by objects:</u>				
11 Personnel compensation....	3,817,709	4,121,000	4,163,000	+ 42,000
12 Personnel benefits.....	287,978	322,000	325,000	+ 3,000
21 Travel and trans- portation of persons.....	236,361	240,000	245,000	+ 5,000
22 Transportation of things.....	34,618	35,000	35,000	--
23 Rent, communica- tions, and utilities.....	104,136	95,000	105,000	+ 10,000
24 Printing and reproduction....	46,268	40,000	45,000	+ 5,000
25 Other services.... Services of other agencies.....	62,579	60,000	75,000	+ 15,000
26 Supplies and materials.....	65,010	--	--	--
31 Equipment.....	76,105	80,000	90,000	+ 10,000
	20,874	20,000	30,000	+ 10,000
Total obligations.....	4,751,638	5,013,000	5,113,000	+100,000

~~TRIBAL FUNDS~~

BUREAU OF INDIAN AFFAIRS

ADMINISTRATIVE PROVISIONS

Explanation of Language Change

The language provides for the purchase of 68 vehicles, of which 23 shall be for replacement only. The 45 additional police-type vehicles are needed to carry out the law and order responsibilities of the Bureau.

TRIBAL FUNDS

Highlight Statement

Tribal funds have been deposited into the Treasury pursuant to various acts of the Congress to be made available for expenditure for the use and benefit of the respective tribal groups. About 300 Indian tribes, bands or identifiable groups have approximately 600 accounts in the U. S. Treasury which are used for the conduct of tribal financial programs, enterprises, businesses, and other tribal affairs. The source of these funds is largely from income derived from Federal management of tribal real properties, the title of which is held in trust by the United States for the tribes. Another significant source is judgments or awards made pursuant to either general or specific acts of Congress.

Tribal funds are available for various purposes, under various acts of Congress and are also subject to the provisions of tribal constitutions, bylaws, charters, and resolutions of the various tribes, bands or groups. Tribes who need their own funds which are on deposit in the U. S. Treasury are required to prepare budgets for approval. Funds are then programmed under three categories: Permanent Authorization, Annual Authorization, and Indefinite Authorization.

Funds programmed under the Permanent Authorization are made available under legislation which gives the Secretary of the Interior continuing authority to carry out the provisions of specific acts. Examples of such legislation are: Fort Peck Indians, Montana (68 Stat. 329), Minnesota Chippewa Tribe of Indians (58 Stat. 271), and the Navajo Indians (64 Stat. 44). Funds programmed under Permanent Authorization can be disbursed either through the Indian Service disbursing agent's accounts or advanced to a tribe for disbursement by a bonded tribal treasurer under an approved plan of operation. These funds do not require annual approval by Congress but are reported annually in the budget schedules to give the Congress an opportunity to review the activity conducted under the authorities extended to the Secretary of the Interior.

In the absence of permanent expenditure authorization, annual appropriation by the Congress is required to permit the use of tribal funds. Such authority is provided annually in the Department of the Interior Appropriations Act and covers two categories: (1) Annual definite; and (2) Annual indefinite.

Annual definite encompasses the use of funds, primarily, of those tribes who are not sufficiently organized to be represented by a recognized governing body. Funds programmed under this type of authorization are not otherwise available for expenditure without Congressional action and the \$3 million requested for fiscal year 1970 is to provide the Secretary of the Interior with expenditure authority for the execution of programs, including such items as education of Indian children, compensation and expenses of tribal officers, councils, committees, and for various other purposes benefiting the particular Indian tribes. Expenditures made under this authority are individually made through Treasury regional disbursing offices, subject to the same regulations and procedures as appropriations from the general fund of the Treasury, and require annual approval by Congress.

The annual indefinite authorization in the Appropriation Act, under the heading Tribal Funds, provides the necessary authority, on an annual basis, for the Secretary of the Interior, for such purposes as are designated by a particular tribe, to withdraw from the tribal accounts in the Treasury funds to carry out programs approved by the Secretary and the conduct of tribal operations, including, but not limited to, management of tribal resources and other programs designed to improve the situation of the general membership. These funds are advanced to tribes for disbursement by Indian Service disbursing agents or by bonded tribal treasurers under a plan of operation.

Some tribes employ more than one of the above methods in conducting their affairs. In the last 15 to 20 years, many tribes have progressed to the point that they have taken over the management of their affairs and the disbursement of their funds under a plan of operation previously approved by the Secretary and it is the policy of the Bureau to encourage tribes in this respect. Annual audits made of tribal funds by certified accountants of commercial auditing firms are submitted to the Bureau for review and information.

Plan of work: No part of the funds contained in this estimate represents a charge upon the Federal Treasury. This item reflects the disbursement of funds to the credit of Indian tribes or bands under numerous special acts of Congress in compliance with the terms of the various trusts and for carrying out tribal programs recommended by the tribal governing bodies with the approval of the Commissioner of Indian Affairs.

The budget schedule reflects under the permanent authorization disbursements from the tribal trust funds authorized by permanent legislation, and under the annual and indefinite authorizations amounts requested annually by the various tribes for carrying out various tribal activities.

The estimate, therefore, is restricted to the funds requested annually as required by section 27 of the Act of May 18, 1916 (39 Stat. 158).

Status of Programs

The amount of \$710,597 for miscellaneous tribes shown as the last line item of "Comparative Statement of Annual Authorization by Tribes" is required to provide for additional anticipated resolutions during the fiscal year.

DEPARTMENT OF THE INTERIOR
BUREAU OF INDIAN AFFAIRS

Indian Tribal Funds

	<u>1968</u>	<u>1969</u>	<u>1970</u>
1. Annual Authorization.....	\$ 2,674,208	\$ 3,000,000	\$ 3,000,000
2. Indefinite Authorization.....	53,739,542	54,728,000	32,861,000
3. Permanent Authorization.....	<u>40,487,533</u>	<u>20,562,000</u>	<u>10,000,000</u>
Total.....	<u>\$96,901,283</u>	<u>\$78,290,000</u>	<u>\$45,861,000</u>

Comparative Statement of Annual Authorization Activities

1. Education and Welfare Services	\$ 61,629	\$ 92,573	\$ 110,662
2. Resources Management.....	623,247	712,461	643,876
3. Construction and Land Acquisition.....	284,953	279,663	273,000
4. General Tribal Affairs.....	<u>1,704,379</u>	<u>1,915,303</u>	<u>1,972,462</u>
Total.....	<u>\$ 2,674,208</u>	<u>\$ 3,000,000</u>	<u>\$ 3,000,000</u>

DEPARTMENT OF THE INTERIOR
BUREAU OF INDIAN AFFAIRS

TRIBAL FUNDS

Analysis of Annual Authorizations by Activities

Activities	Fiscal Year 1969	Decreases	Increases	Fiscal Year 1970
1. Education and Welfare Services.....	\$92,573	--	\$18,089	\$110,662
2. Resources Management.....	712,461	\$68,585	--	643,876
3. Construction and Land Acquisition.....	279,663	6,663	--	273,000
4. General Tribal Affairs.....	1,915,303	--	57,159	1,972,462
Total.....	3,000,000	75,248	75,248	3,000,000

Analysis of Activities

Activities	F.Y. 1968 Amount Available	F.Y. 1969 Amount Available	F.Y. 1970 Estimate	Increase (+) or Decrease (-) 1970 Compared with 1969
1. Education and Welfare Services.....	\$61,629	\$92,573	\$110,662	+\$18,089
2. Resources Management.....	623,247	712,461	643,876	- 68,585
3. Construction and Land Acquisition.....	284,953	279,663	273,000	- 6,663
4. General Tribal Affairs.....	1,704,379	1,915,303	1,972,462	+ 57,159
Total.....	2,674,208	3,000,000	3,000,000	-

DEPARTMENT OF THE INTERIOR
BUREAU OF INDIAN AFFAIRS
INDIAN TRIBAL FUNDS

Statement Relating to 1968, 1969 and 1970 Programs

1968 Appropriation (Annual Authorization).....		<u>\$3,000,000</u>
1969 Budget Estimates (Annual Authorization, including supplements submitted to Congress).....		<u>\$3,000,000</u>
Total Appropriations for 1969.....		<u>\$3,000,000</u>
 <u>Decreases:</u>		
Soil and Moisture Conservation.....	\$13,492	
Attorney Expenses.....	31,554	
Purchase of Land.....	<u>30,202</u>	<u>75,248</u>
Subtotal.....		\$2,924,752
 <u>Increases:</u>		
Credit.....	\$26,615	
Forest and Range Lands.....	23,664	
Maintenance of Roads.....	20,969	
Miscellaneous.....	<u>4,000</u>	<u>75,248</u>
Budget Estimate, 1970 (Annual Authorization).....		\$3,000,000

COMPARATIVE STATEMENT OF ANNUAL AUTHORIZATION BY TRIBES

<u>STATE-AGENCY-TRIBE</u>	<u>1968</u>	<u>1969</u>	<u>1970</u>
<u>Alaska</u>	-0-	-0-	-0-
Juneau area - Moqwa'kie Indian Reservation			
Native Village of Tyonek	-0-	-0-	-0-
<u>Arizona</u>	\$ 866,601	\$ 742,769	\$ 743,100
Fort Apache Agency--White Mt. Apache	9,016	5,316	5,487
Salt River Agency--Salt River-Pima	8,777	14,953	16,113
San Carlos Agency--San Carlos Apache	12,997	12,500	11,500
Navajo	835,811	710,000	710,000
<u>California</u>	262,803	272,836	275,950
Agua Caliente	72,670	85,581	90,000
Barona	196	525	525
Baron Long	1,220	650	650
Hoopa Valley	105	-0-	-0-
Morongo	140,796	134,505	140,000
Round Valley	11,689	4,800	4,800
Santa Rosa	575	7,525	725
Soboba	41	250	250
Tule River	35,278	37,500	37,500
Torres & Martinez	233	1,500	1,500
<u>Colorado</u>	806	5,306	5,443
Con. Ute Agency--Southern Ute Tribe	806	5,306	5,443
<u>Idaho</u>	25,471	20,300	20,470
Northern Idaho Agency			
Nez Perce	23,683	20,300	20,470
Kalispel	1,727	-0-	-0-
Ft. Hall	61	-0-	-0-
<u>Minnesota</u>	58,741	81,710	82,223
Red Lake Agency--Red Lake	58,741	81,710	82,223

<u>STATE-AGENCY-TRIBE</u>	<u>1968</u>	<u>1969</u>	<u>1970</u>
<u>Montana</u>	\$ 294,301	\$ 152,000	\$ 172,000
Blackfeet Agency--Blackfeet Tribe	1,000	2,000	2,000
Fort Peck Agency--Fort Peck Tribe	257,801	-0-	-0-
Rocky Boys' Agency--Rocky Boys' Tribe	35,500	150,000	170,000
<u>New Mexico</u>	<u>137,165</u>	<u>145,306</u>	<u>133,932</u>
Jicarilla Agency--Jicarilla	63,543	71,767	73,919
Zuni Agency--Zuni	32,217	22,839	4,813
Mescalero	15,787	20,700	25,200
Navajo & Ute	25,618	30,000	30,000
<u>North Dakota</u>	<u>4,350</u>	<u>5,390</u>	<u>5,600</u>
Fort Berthold Agency--Three Affiliated Tribes	4,350	5,390	5,600
<u>Oklahoma</u>	<u>478,453</u>	<u>223,516</u>	<u>275,511</u>
Five Civilized Tribes			
Cherokee	10,953	16,200	-0-
Choctaw	19,562	26,100	26,100
Chickasaw	13,342	32,300	28,300
Creek	32,817	23,200	22,200
Seminole	1,795	24,264	21,400
Osage Agency--Osage	399,339	101,452	177,511
Miami	645	-0-	-0-
<u>Oregon</u>	<u>19,109</u>	<u>24,093</u>	<u>24,093</u>
Warm Springs Agency			
Umatilla Sub-Agency--Umatilla	19,035	24,093	24,093
Warm Springs	74	-0-	-0-
<u>Washington</u>	<u>499,993</u>	<u>549,975</u>	<u>481,081</u>
Colville Agency--Colville	70,424	79,248	78,259
Spokane	36,247	54,163	35,500
Western Washington Agency--Makah	43,441	30,000	30,000
Puyallup	9,630	10,000	10,000
Quinault	16,608	15,000	15,000
Shoalwater	250	-0-	-0-
Yakima Agency--Yakima	323,393	361,564	312,322

<u>STATE-AGENCY-TRIBE</u>	<u>1968</u>	<u>1969</u>	<u>1970</u>
Wyoming	\$ 14,568	\$ 70,000	\$ 70,000
Wind River Agency			
Arapahoe	7,284	35,000	35,000
Shoshone	7,284	35,000	35,000
Miscellaneous Tribes	11,847	706,799	710,597
GRAND TOTAL	\$2,674,208	\$3,000,000	\$3,000,000