



BUDGET The United States Department of the Interior **JUSTIFICATIONS**

and Performance Information
Fiscal Year 2020

BUREAU OF INDIAN AFFAIRS

NOTICE: These budget justifications are prepared for the Interior, Environment and Related Agencies Appropriations Subcommittees. Approval for release of the justifications prior to their printing in the public record of the Subcommittee hearings may be obtained through the Office of Budget of the Department of the Interior.



Printed on
Recycled Paper

Table of Contents

**DEPARTMENT OF THE INTERIOR
INDIAN AFFAIRS
Budget Justifications
Fiscal Year 2020
Table of Contents**

Executive Summary	IA-ES-1
General Statement	IA-GS-1
Organization Chart.....	IA-GS-5
Summary Tables	
Budget Summary Table	IA-ST-1
Comprehensive Budget Table.....	IA-ST-2
Fixed Costs Summary	IA-ST-6
Budget Changes at a Glance	IA-ST-7
Authorizing Statutes.....	IA-AUTH-1
Administrative Provisions.....	IA-PROV-1
 <u>Appropriation: Operation of Indian Programs (OIP)</u>	
Appropriation Language – Operation of Indian Programs	IA-OIP-1
Summary of OIP Requirements	IA-OIP-2
Justification of Fixed Costs and Related Changes.....	IA-OIP-3
 <u>Justification of OIP Program and Performance by Activity</u>	
Tribal Government.....	IA-TG-1
Human Services	IA-HS-1
Trust – Natural Resources Management.....	IA-TNR-1
Trust – Real Estate Services	IA-RES-1
Public Safety and Justice	IA-PSJ-1
Community and Economic Development.....	IA-CED-1
Executive Direction and Administrative Services	IA-ADM-1
 <u>Contract Support Costs</u>	
Appropriation Language – Contract Support Costs.....	IA-CSC-1
Summary of Contract Support Costs Requirements	IA-CSC-2
Contract Support Costs	IA-CSC-3
 <u>Appropriation: Construction</u>	
Appropriation Language – Construction	IA-CON-SUM-1
Appropriation Language Citations.....	IA-CON-SUM-2
Summary of Construction Requirements.....	IA-CON-SUM-5
Justification of Fixed Costs and Related Changes.....	IA-CON-SUM-6
Construction Summary	IA-CON-SUM-7
Five Year Deferred Maintenance and Construction Plan	IA-CON-SUM-11

Justification of Construction Program and Performance by Activity

Public Safety and Justice Construction..... IA-CON-PSJ-1
Resources Management Construction IA-CON-RM-1
Other Program Construction..... IA-CON-OTH-1

Appropriation: Indian Land and Water Claim Settlements and Miscellaneous Payments to Indians

Appropriation Language: Indian Land and Water Claim Settlements
and Miscellaneous Payments to Indians IA-SET-1
Summary of Indian Land and Water Claim Settlements
and Miscellaneous Payments to Indians Requirements IA-SET-2
Appropriation: Indian Land and Water Claim Settlements
and Miscellaneous Payments to Indians IA-SET-3

Loan Accounts

Appropriation Language - Indian Guaranteed Loan Program IA-LOAN-1
Summary of Indian Guaranteed Loan Program Requirements IA-LOAN-2
Justification of Fixed Costs and Related Changes..... IA-LOAN-3
Appropriation: Indian Guaranteed Loan Program IA-LOAN-4
Appropriation: Indian Guaranteed Loan Financing Account IA-LOAN-6
Appropriation: Indian Loan Guaranty and Insurance Fund Liquidating Account..... IA-LOAN-7
Appropriation: Indian Direct Loan Program Account IA-LOAN-8
Appropriation: Indian Direct Loan Financing Account..... IA-LOAN-9
Appropriation: Revolving Fund for Loans Liquidating Account IA-LOAN-10

Permanent Appropriations

Permanent Appropriations IA-PERM-1
Appropriation: White Earth Settlement Fund IA-PERM-2
Appropriation: Indian Water Rights and Habitat Acquisition Program IA-PERM-3
Appropriation: Miscellaneous Permanent Appropriations IA-PERM-4
Appropriation: Operation and Maintenance of Quarters IA-PERM-6
Appropriation: Gifts and Donations IA-PERM-8

Appendices

Public Safety and Justice Appendix-1
Employee Count by Grade..... Appendix-2
Tribal Priority Allocations by Location..... Appendix-3
Bureau Regional Allocations Appendix-4
Self-Governance Compacts Participation..... Appendix-5
Self-Governance Compacts by Tribe/Consortium..... Appendix-6
Consolidated Tribal Government Program (CTGP) by Location..... Appendix-7

Section 403 Compliance..... IA-S403-1

General Statement

INDIAN AFFAIRS GENERAL STATEMENT

“We remain committed to preserving and protecting Native American cultures, languages, and history, while ensuring prosperity and opportunity for all Native Americans.”

President Donald J. Trump

Proclamation issued on Oct 31, 2018

Introduction: The Federal Government as a whole carries out trust, treaty and other obligations to tribes. Over 20 Federal departments and agencies collectively provide a full range of Federal programs to American Indians and Alaska Natives similar to those provided to the general public, but with a recognition of the special relationship between Indian tribes and the Federal Government, which is expressed in terms of legal duties and moral obligations. At the same time, the United States acknowledges the wide diversity of Indian tribes and Alaska Native villages as distinct cultural and governmental entities.

Indian Affairs: Within this budget request, the term “Indian Affairs” is meant to include the Bureau of Indian Affairs (BIA), the Bureau of Indian Education (BIE), and the Office of the Assistant Secretary-Indian Affairs (AS-IA). The extensive scope of Indian Affairs programs covers virtually the entire range of Federal, State, and local government services authorized by numerous treaties, court decisions, and legislation. Indian Affairs plays a critical role in removing obstacles to building and promoting tribal self-determination, strong and stable governing institutions, economic development, and human capital development.

Programs funded by BIA can be administered by tribes or provided by BIA as direct services. These programs carry out the responsibility to protect and improve the trust assets of American Indians, Indian tribes, and Alaska Natives and include social services, natural resources management, economic development, law enforcement and detention services, administration of tribal courts, implementation of land and water claim settlements, repair and maintenance of roads and bridges, and repair of structural deficiencies on high hazard dams.

The BIE funds and administers, either through grants to tribes or as direct services provided by BIE, an education system consisting of 183 Elementary/Secondary units, operates two post-secondary institutions and provides operating grants to 29 tribal colleges and universities and two tribal technical colleges. Although the BIA and BIE organizations have always pursued different mission objectives and reported separately to the Assistant Secretary – Indian Affairs, BIE has historically been funded as a Budget Activity within Indian Affairs. The 2020 budget acknowledges the distinct and separate responsibilities of the two bureau mission areas by elevating the BIE budget request to the bureau level and presenting it separately from BIA. Please look to the stand-alone BIE budget justification to Congress for information about BIE programs and 2020 budget request.

The Office of Public Affairs and the Office of Regulatory Affairs and Collaborative Action are realigned under the Chief of Staff to ensure an enterprise approach to these critical functions across Indian Affairs.

Federal Indian Policy: Over the last 100 years, Congress has passed successive Federal laws pertaining to American Indians and Alaska Natives that reflect the evolving Federal Indian Policy of strengthening government-to-government relationships with Indian Nations, delivering services to American Indians and Alaska Natives, and advancing self-governance and self-determination.

The Snyder Act of 1921 authorizes the Bureau of Indian Affairs to operate programs for the benefit and assistance of Indians throughout the United States. The Indian Reorganization Act of 1934 created a foundation for tribal self-government. The Indian Self-Determination and Education Assistance Act of 1975 solidified self-determination as the foundation of Federal Indian Policy. The Tribal Law and Order Act of 2010, and the Violence Against Women Act of 2013 are only two of the laws that continue to define the Federal authority and obligation to provide various programs and services to Indian country while at the same time affirming and strengthening recognition of tribal sovereignty, self-determination, and nation-building. The Federal Government has sought to further advance these efforts through greater consultation and collaboration with tribes, continued reform and modernization of programs, and more effective coordination across the Federal Government in providing services and funding.

The People We Serve: Indian Affairs provides services directly or through contracts, grants, or compacts to a service population of approximately 2 million American Indians and Alaska Native people who are members of 573 federally recognized tribes in the 48 contiguous United States and Alaska. Indian Affairs programs support tribes and improve the quality of life of their members and communities.

Initial Federal services were established in the Trade and Intercourse Acts passed between 1790 and 1834. The objective of the laws were to protect Indians against incursions by non-Indians, since exploitation of Indians was one of the major causes of conflict on the frontier. The Acts subjected all interaction between American Indians and non-Indians to Federal control. These laws engendered the trust relationship between trustee and beneficiaries that the U.S. continues with federally-recognized tribes to this day.

The U.S. War Department was established in 1784 with its primary mission to negotiate treaties with Indians. Over the next 50 years, laws regulating trade between Indians and non-Indians were enacted and a network of Indian agents and subagents was established. This network is the foundation for the current day Bureau of Indian Affairs. Some treaties included U.S. commitments to provide education to tribal children. These schools form the basis of the current day Bureau of Indian Education.

The U.S. enacted other laws, such as the Indian Removal Act of 1830, which institutionalized forced relocation of Indians from traditional homelands. In 1849, with the creation of the Department of the Interior, the BIA passed from military to civilian control. The BIA mission initially focused on promoting tribal settlement on defined reservations and cultural assimilation. The General Allotment Act of 1887, sought to further break up tribal land holdings and to assimilate Indian people through individual ownership of land.

The Congress passed the Indian Reorganization Act of 1934, to halt the allotment policy. However, from 1953 to 1964, the Congress passed several bills terminating the special Federal relationship between several Indian tribes and the United States to de-emphasize its custodial functions. In the mid-1960s the Federal Government abandoned termination, to focus greater efforts on the development of both human and natural resources on Indian reservations. In 1970, President Nixon called for self-determination of Indian people without the threat of termination of the trust relationship over Indian lands. Since that date, self-determination has been the basis of Federal Indian Policy. Today's Indian Affairs, recognizing tribal sovereignty and self-determination, administers programs that help tribes maintain robust tribal governments that foster thriving communities and successful tribal members.

The resilience of Native American communities is a testament to the deep importance of culture and vibrant traditions, passed down throughout generations. Tribal contributions are woven deeply into our Nation's rich tapestry and have influenced every stage of America's development. Native Americans helped early European settlers survive and thrive in a new land and contributed democratic ideas evoked in the U.S. Constitution. Native Americans have contributed to the world's common fund of knowledge in numerous areas including agriculture, science and technology, medicine, transportation, architecture, psychology, military strategy, government, and language. Native Americans have contributed to and been leaders in all aspects of American enterprise, including serving in record numbers per capita and with distinction in every branch of the United States Armed Forces.

Today, however, many Indian communities that the Indian Affairs programs support face great challenges. On Indian reservations, poverty is still commonplace; violence is experienced at higher rates than the national average; and rates of infant mortality, alcoholism, and substance abuse are higher than in the rest of America. The key to overcoming these challenges and protecting tribal culture is strong and stable tribal governments which protect and enhance the health, education, safety, and welfare of tribal citizens within tribal territory according to self-determined governance structures and objectives.

Organization and Leadership: Currently, the line authority for Indian Affairs programs begins at the Assistant Secretary level. Within the parameters established by the Congress and the Executive Branch, the primary responsibilities of the Assistant Secretary are to advise the Secretary of the Interior on Indian Affairs policy issues, communicate policy to and oversee the programs of the BIA and the BIE, provide leadership in consultations with tribes, and serve as the DOI official for intra- and inter- departmental coordination and liaison within the Executive Branch on Indian matters.

The Assistant Secretary – Indian Affairs is supported by the Principal Deputy Assistant Secretary, as well as, the following organizational units:

The Director of the Bureau of Indian Affairs has line authority over all Regional and Agency offices. The Director provides and oversees program direction and support to Indian Services, Trust Services, Justice Services, and Field Operations.

The Director of the Bureau of Indian Education has line authority over the education resource centers stationed throughout the country and two post-secondary schools. The BIE supports the

operation of day schools, boarding schools, and dormitories, including housing some Indian children who attend public schools.

Two *Deputy Assistant Secretaries*, as well as the Principal Deputy, provide leadership through;

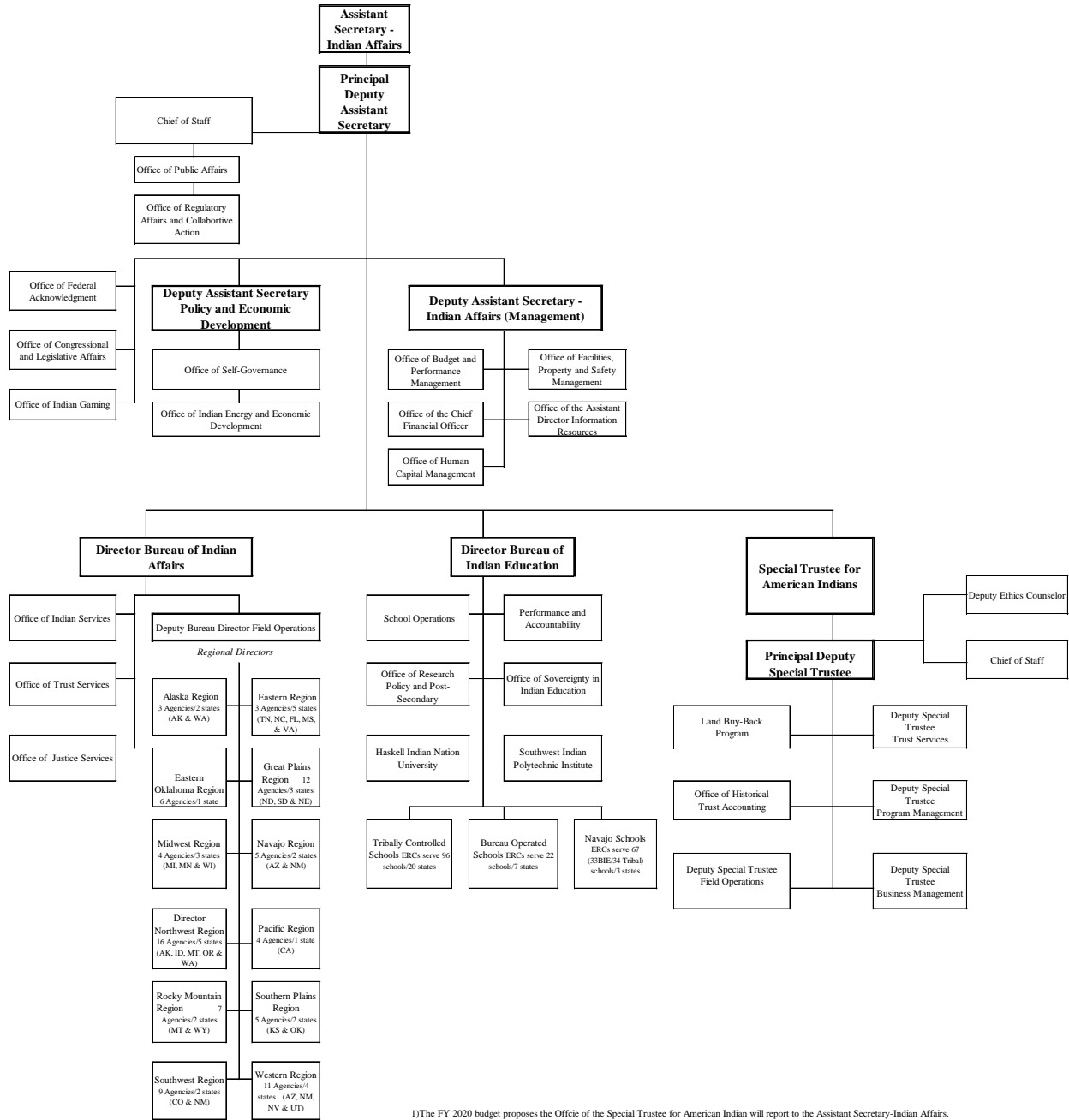
- a. *Management* - the Office of the Chief Financial Officer; Office of Facilities, Property and Safety Management; Office of Budget and Performance Management; Office of Human Capital; and Office of the Assistant Director Information Resources provide senior leadership, policy, and oversight of budget, acquisition, property, accounting, fiscal services, information technology, planning, facilities operations, and human resources down to the regional office level; and
- b. *Policy and Economic Development* - the Office of Indian Energy and Economic Development, and the Office of Self-Governance, oversee and administer programs pertaining to economic development, and self-governance activities of Indian Affairs, respectively.

Indian Affairs functions are closely coordinated with the Office of the Special Trustee for American Indians (OST). The functions performed by OST support Indian Affairs efforts to ensure continued trust management improvements, sound management of natural resources, accurate and timely real estate transactions, and leasing decisions that preserve and enhance the value of trust lands. Indian Affairs strives to meet its fiduciary trust responsibilities, be more accountable at every level, and operate with people trained in the principles of fiduciary trust management.

The FY 2020 budget proposes to change the reporting relationship of OST from the Office of the Secretary to the Assistant Secretary-Indian Affairs. The OST will continue to be a separate organization reporting to AS-IA, as do BIA and BIE. This realignment within the Department will enhance planning and coordination of policies and services to Indian Country.

The current organizational chart for bureaus and offices under the Assistant Secretary-Indian Affairs and a map of Bureau of Indian Affairs regions can be found on the following pages. The BIA, BIE and OST organizational structures will not be impacted by the DOI move to unified regions.

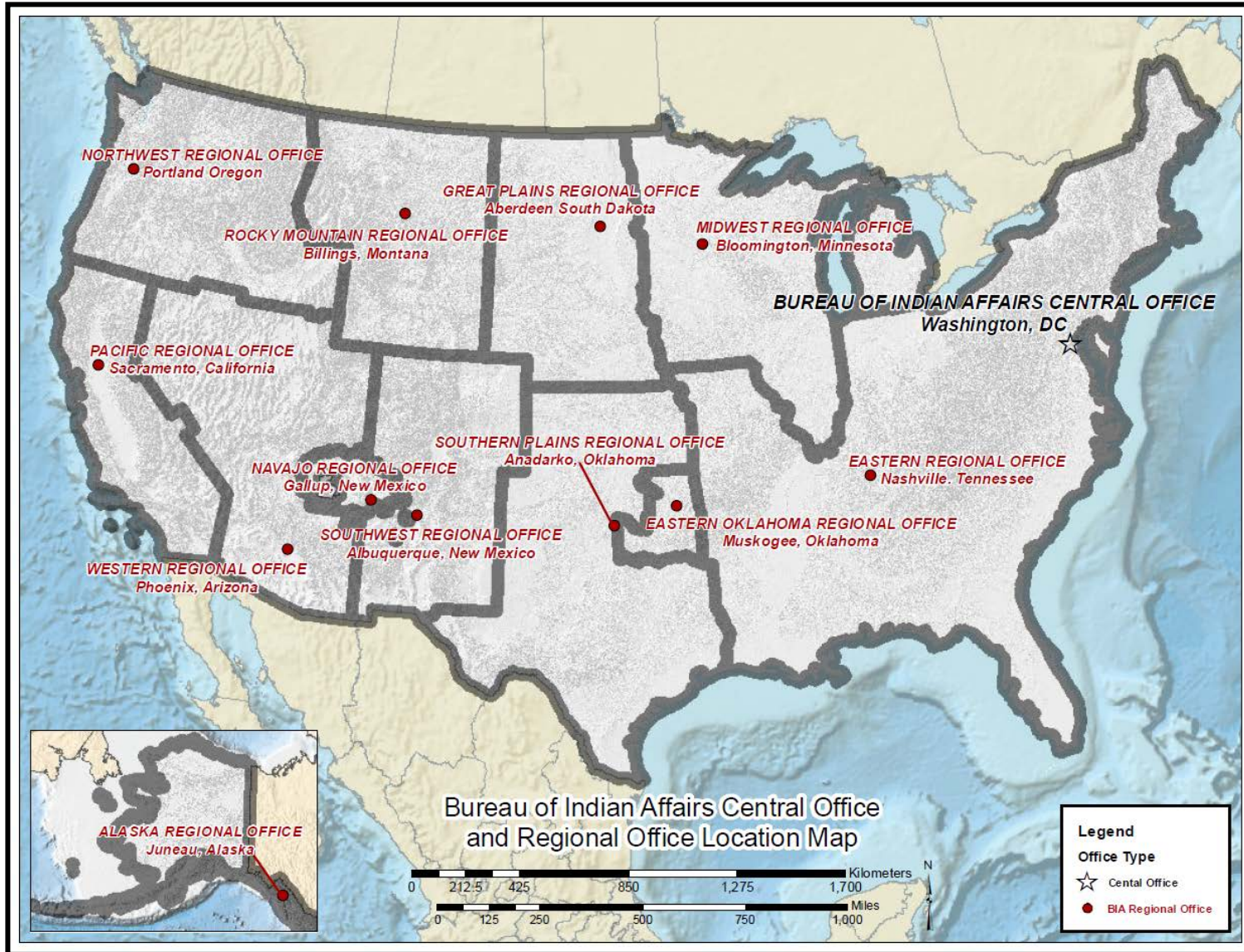
Indian Affairs Organization



1)The FY 2020 budget proposes the Office of the Special Trustee for American Indian will report to the Assistant Secretary-Indian Affairs.

BUREAU OF INDIAN AFFAIRS CENTRAL OFFICE AND REGIONAL MAP

IA-GS-6



Executive Summary

Bureau of Indian Affairs FY 2020 Budget Request Executive Summary

“My Administration is committed to the sovereignty of Indian nations -- including the rights of self-determination and self-governance -- and ensuring economic opportunity from Window Rock in Arizona to the Badger-Two Medicine region in Montana.”

*President Donald J. Trump
Proclamation issued on Oct 31, 2018*

Within this budget request, the term “Indian Affairs” is meant to include the Bureau of Indian Affairs (BIA), the Bureau of Indian Education (BIE), and the Office of the Assistant Secretary-Indian Affairs (AS-IA). The primary mission of Indian Affairs is to honor the Nation’s trust, treaty, and other responsibilities to American Indians and Alaska Natives and improve the quality of life in Indian Country. These objectives are achieved by recognizing the wide diversity of Indian tribes and Alaska Native villages as distinct cultural and governmental entities, strengthening government-to-government relationships, and advancing self-governance and self-determination.

Indian Affairs programs serve 573 federally recognized Indian tribes, a service population of nearly two million American Indians and Alaska Natives in tribal and native communities. The Bureau of Indian Affairs provides direct services and funding for compacts and contracts for tribes to provide Federal programs for a wide range of activities necessary for community development. Programs address tribal government, natural resource management, trust real estate services, law enforcement, economic development, and social service needs.

FY 2020 Budget Proposal

Budget Overview – The 2020 budget for the Bureau of Indian Affairs is \$1.9 billion in current appropriations. The budget prioritizes operations and direct assistance to American Indian and Alaska Native service populations. BIA estimates the budget will support staffing of 4,569 full-time equivalents in 2020. The budget proposes to establish the Bureau of Indian Education (BIE) as an independent bureau with a separate budget structure to advance ongoing BIE reforms to improve learning and student outcomes at BIE schools. Funding requested for Indian Education and Education Construction programs is therefore described separately in the BIE 2020 budget justification. Funding requested for the Bureau of Indian Affairs and the Office of the Assistant Secretary-Indian Affairs is described in the BIA budget justification.

The 2020 budget supports the Administration’s commitment to empower tribal communities, improve quality of life, create economic opportunities, promote efficient and effective governance, preserve and foster cultural heritage, and steward natural resources. Interior’s programs maintain strong and

productive government-to-government relationships with tribes, helping to promote tribal nation-building and self-determination.

The Bureau of Indian Affairs plays a primary role in carrying out Federal trust, treaty, and other responsibilities serving 573 federally recognized tribes with a service population of nearly 2 million American Indians and Alaska Natives in tribal and native communities nationwide. BIA programs deliver community services, restore tribal homelands, fulfill commitments related to water and other resource rights, execute fiduciary trust responsibilities, support the stewardship of energy and other natural resources, and create economic opportunity.

The 2020 budget supports continuing efforts to advance self-governance and self-determination, fosters stronger economies and self-sufficiency, and supports safe Indian communities through a wide range of activities. BIA maintains programs for tribal government; social services; law enforcement; infrastructure; and stewardship of land, water, and other natural resources in Indian Country.

Total 2020 Budget Request
(Dollars in Thousands)

Budget Authority	2018 Enacted*	2019 CR*	2020 Request*
Current Appropriations	1,931,477	1,963,584	1,853,202
Permanent Appropriations	127,129	138,209	142,012
Total Budget Authority	2,058,606	2,101,793	1,995,214
<i>FTEs</i>	<i>4,651</i>	<i>4,650</i>	<i>4,569</i>

* Funding for BIE operations and education construction is not included above. In 2020, BIE operations and education construction funding is reflected in the separate BIE 2020 budget justification.

Operation of Indian Programs – The 2020 budget for the Operation of Indian Programs (OIP) account is \$1.5 billion. In general, the 2020 budget focuses on tribal priorities and base program funding. In 2020, all BIE budget activities are shifted out of OIP into a new Operation of Indian Education Programs Account. The total amount associated with BIE budget activities in 2020 is \$936.3 million.

Promote tribal Self-Determination—The Department supports tribal sovereignty. The BIA tribal Government activity supports assistance to tribes and Alaska Native entities to strengthen and sustain tribal government systems and support tribal self-governance through the P.L. 93-638 contracting and self-governance compacting process.

The 2020 budget provides \$326.0 million for programs that support tribal government activities. Within this, the budget includes \$178.9 million for self-governance compact activities for self-governance tribes. These funds enable tribes to plan, conduct, consolidate, and administer programs, services, functions, and activities for tribal citizens, according to priorities established by their own tribal governments. The budget includes \$75.3 million to support Consolidated Tribal Government programs that also promote Indian self-determination, giving approximately 275 tribes the flexibility to combine and manage contracted programs and grants.

The budget includes \$1.3 million in New Tribes funding to continue Federal support for six Virginia tribes federally recognized by an Act of Congress in January 2018, including the Chickahominy, the Eastern Chickahominy, the Upper Mattaponi, the Rappahannock, the Monacan, and the Nansemond. The request provides each tribe funding to carry out the day-to-day responsibilities of establishing and operating a tribal government.

BIA has responsibility for over 29,000 miles of paved, gravel, and earth surface roads and more than 900 bridges. The 2020 budget includes \$34.9 million for Road Maintenance to support pavement and gravel maintenance, remedial work on improved earth roads, bridge maintenance, and snow and ice control.

Protect Indian Country—BIA’s Office of Justice Services (OJS) funds law enforcement, corrections, and court services to support safe tribal communities. These programs safeguard life and property, enforce laws, maintain justice and order, and ensure detained American Indian offenders are held in safe, secure, and humane environments. OJS also provides technical assistance to tribes to amend tribal legal codes consistent with the tribal Law and Order Act of 2010 and the Violence Against Women Act (VAWA), as reauthorized in 2019. In addition, BIA is implementing training for direct service law enforcement program staff in the areas of law enforcement, social services, victim services, and courts, and is making this training available to tribes operating these programs under self-determination contracts and compacts.

The 2020 budget includes \$409.2 million for Public Safety and Justice activities of which \$376.7 million directly supports 191 law enforcement programs and 96 corrections programs run both by tribes and as direct services. The 2020 budget includes \$2.5 million to address the opioid crisis, an Administration priority, in Indian Country. This initiative expands BIA capacity to address the increase in drug-related activities through interdiction programs to reduce drug use, distribution, and drug-related crime. The initiative supports OJS participation in intra- and inter-agency initiatives targeting opioid and substance abuse prevention efforts, enabling BIA to better align, leverage, and coordinate with other Federal efforts and resources to combat the opioid crisis. The budget includes \$22.3 million for tribal Justice Support programs, which include VAWA training and implementation strategies critical to the protection of women in Indian communities.

Support Indian Communities—Sustaining families is critical to fostering thriving Indian communities. The BIA Office of Indian Services supports a community-based approach to child welfare, family stability, and strengthening tribal communities as a whole. The Human Services activity includes \$143.0 million for programs providing social services, welfare assistance, and Indian Child Welfare Act protections. The budget includes \$74.7 million for Welfare Assistance and \$64.9 million for Social Services and Indian Child Welfare Act programs. The budget proposes to redirect savings from the Housing Improvement Program to other priorities.

Manage Trust Resources and Lands—BIA’s Trust-Natural Resources Management activity supports the stewardship of trust lands in Indian Country. Natural resource programs assist tribes in the management, development, and protection of Indian trust land and natural resources on 56 million surface acres and 58 million acres of subsurface mineral estates. These programs enable tribal trust landowners to optimize use and conservation of resources, providing benefits such as revenue, jobs, and the protection of cultural, spiritual, and traditional resources.

The 2020 budget proposes \$184.1 million for natural resource management programs, which includes agriculture; forestry; water resources; and fish, wildlife, and parks activities. The budget includes \$54.8 million for BIA Forestry programs supporting the Administration's active forest management reforms through management of Indian forest lands by 300 tribes across 18.7 million acres. The funding supports the development, maintenance, and enhancement of forest resources in accordance with sustained yield principles included in forest management plans. The budget also includes \$14.5 million for Fish, Wildlife and Parks to support tribal activities in fisheries operations and maintenance, outdoor recreation, public access, and conservation enforcement and \$10.6 million for Water Resources management activities. The budget includes \$14.0 million for the Irrigation Operation and Maintenance program to support operation, maintenance, and rehabilitation of Indian irrigation project infrastructure, including the Navajo Indian Irrigation Project, payments required by established legal directives, reimbursement to the Bureau of Reclamation for water storage costs, and continued delivery of water by and to irrigation systems.

Maintain Fiduciary Trust Responsibilities—The Trust-Real Estate Services activity addresses BIA Indian fiduciary trust responsibilities by implementing strategies to advance Indian trust ownership and improve Indian trust-related information. The 2020 budget proposes \$122.0 million for real estate services programs. The budget supports the processing of Indian trust-related documents, such as land title and records and geospatial data, to support land and water resources use, energy development, and protection and restoration of ecosystems and important lands. The budget includes \$12.7 million for probate services to determine ownership of Indian trust assets essential to economic development and accurate payments to beneficiaries.

Support Economic Opportunities—The 2020 budget funds the Community and Economic Development activity at \$44.4 million and features investments in Indian energy activities. The 2020 budget supports the Administration's priority for domestic energy security and economic development, including management and development of energy resources on tribal lands. Income from energy and minerals production is the largest source of revenue generated from natural resources on trust lands, with energy and mineral revenue of over \$1.0 billion paid to tribal governments and individual mineral rights owners in 2018. The 2020 budget continues the commitment to the Indian Energy Service Center, which coordinates Indian energy development activities across Interior's bureaus. The Center works to improve communication and coordination to enhance BIA's ability to process leases, Bureau of Land Management's responsibility for Applications for Permit to Drill approval and monitoring, and the Office of Natural Resources Revenue's responsibilities for royalty accounting. Working with the Department of Energy's Office of Indian Energy Policy and Programs, the Center provides a full suite of energy development-related services to tribes nationwide.

Tribal Priority Allocations—The 2020 budget proposes tribal Priority Allocation funding of \$658.8 million.

Contract Support Costs—The President's budget maintains the Administration's support for the principles of tribal self-determination and strengthening tribal communities across Indian country. Contract Support Costs enable tribes to assume responsibility for operating Federal programs by covering the costs to administer the programs. The 2020 budget for the Contract Support Costs account is \$285.9

million. The request fully supports estimated needs assuming BIA program funding at the 2020 request. The 2020 budget continues to request funding for Contract Support Costs in a separate indefinite current account to ensure full funding for this priority.

Construction—The Indian Affairs 2020 budget proposes \$58.5 million for Construction activities, including funding for deferred maintenance projects for public safety and justice facilities, resource management infrastructure such as irrigation projects and dams, and regional and agency offices serving tribal programs and operations in Indian Country. Beginning in 2020, funding for Education Construction will be requested in a separate account established in the Bureau of Indian Education.

The 2020 budget provides \$36.1 million for the rehabilitation of dams, irrigation projects, and irrigation systems that deliver and store water to aid tribal economic development. The budget proposes \$17.8 million for Safety of Dams projects and \$13.1 million for irrigation projects. The Safety of Dams program is currently responsible for 138 high or significant hazard dams on 43 Indian reservations. The irrigation rehabilitation program addresses critical deferred maintenance and construction work on BIA-owned and operated irrigation facilities, including 17 irrigation projects, with a focus on health and safety concerns.

The request includes \$12.0 million for construction related to telecommunications and regional and agency offices serving tribal programs and operations in Indian Country. Projects include upgrade and repair of telecommunication infrastructure and facilities housing BIA and tribal employees providing services to Indian communities.

Land and Water Claims Settlements—The 2020 budget proposes \$45.6 million to meet Indian Settlement commitments. Settlements resolve tribal land and water rights claims and ensure tribes have access to land and water to meet domestic, economic, and cultural needs. Many of the infrastructure projects supported by these agreements improve the health and well-being of tribal members, preserve existing communities, and, over the long-term, bring the potential for jobs and economic development.

Indian Guaranteed Loan Program—The 2020 budget request of \$909,000 will provide oversight and administrative support for the existing loan portfolio. No funds are requested for new loan guarantees as this program largely duplicates other existing loan programs serving Indian Country.

Fixed Costs—Fixed costs of \$7.2 million are fully funded.

Departmental Agenda

Government Reform—President Trump signed an Executive Order to modernize and reform the executive branch and Interior is leading the way, developing and executing a program that will streamline processes and better serve the American people. The absolute first step in building a better and more efficient executive branch though is fostering a culture of ethics and respect amongst colleagues.

Interior has launched several top management objectives to better achieve Departmental goals and lead the agency moving forward. From day one of this Administration, Interior's leadership has made the

work environment a priority. There is zero tolerance for any type of workplace harassment at Interior. The Department is instilling a culture change through clear management accountability, swift personnel actions, reporting procedures for harassment conduct, improved training, and substantive action plans.

In the area of anti-harassment efforts, each bureau and office has made significant headway in putting a diverse set of measures in place to prevent and address unacceptable conduct. Interior has also launched an internal Workplace Culture Transformation Advisory Council to include leadership from across the Department to keep a focus on Interior's commitment to the workplace environment. The Council will look at common issues raised in the Federal Employee Viewpoint Survey, ways to improve employee engagement, and building career paths which cross bureau silos; all with the goal to transform Interior's workplace culture for our employees, so they can realize their individual potential and be their most productive selves for the American people.

Another management priority is creating a strong ethical culture to ensure Interior employees honor the public's trust to manage taxpayer funds responsibly and avoid conflicts of interest. The expectations for appropriate employee conduct have been made clear. The Department has set goals and expectations for qualified ethics officials within Interior sufficient to ensure our operations are conducted ethically and ensure all employees have access to prompt, accurate ethics advice.

Summary Tables

**Bureau of Indian Affairs
Budget Summary Table**

Source		2018 Enacted	2019 CR	2020	Change From 2019	
				President's Budget Request		
Current Appropriations						
Operation of Indian Programs	\$(000's)	2,403,200	2,403,200	1,462,310	-26,477	
<i>Direct</i>	<i>FTE</i>	5,314	5,304	2,938	-48	
<i>Reimbursable</i>	<i>FTE</i>	591	597	566	0	
<i>Allocated</i>	<i>FTE</i>	491	491	493	+2	
	<i>Subtotal FTE</i>	6,396	6,392	3,997	-46	
Contract Support Costs	\$(000's)	262,093	294,200	285,857	-8,343	
<i>Direct</i>	<i>FTE</i>	0	0	0	0	
Construction	\$(000's)	354,113	354,113	58,482	-57,386	
<i>Direct</i>	<i>FTE</i>	60	61	51	-2	
<i>Reimbursable</i>	<i>FTE</i>	9	8	8	0	
<i>Allocated</i>	<i>FTE</i>	189	188	188	0	
	<i>Subtotal FTE</i>	258	257	247	-2	
Indian Land and Water Claim Settlements and Miscellaneous Payments to Indians	\$(000's)	55,457	55,457	45,644	-9,813	
<i>Direct</i>	<i>FTE</i>	2	2	0	-2	
Indian Guaranteed Loan Program	\$(000's)	9,272	9,272	909	-8,363	
<i>Direct</i>	<i>FTE</i>	0	0	0	0	
	Subtotal, Current Appropriations \$(000's)	3,084,135	3,116,242	1,853,202	-110,382	
	<i>Direct FTE</i>	5,376	5,367	2,989	-52	
	<i>Reimbursable FTE</i>	600	605	574	0	
	<i>Allocated FTE</i>	680	679	681	+2	
	<i>Subtotal FTE</i>	6,656	6,651	4,244	-50	
Permanent Appropriations						
Miscellaneous Permanent Appropriations	\$(000's)	109,298	112,653	116,282	+3,629	
<i>Direct</i>	<i>FTE</i>	284	284	284	0	
Operation and Maintenance of Quarters	\$(000's)	6,058	5,456	5,630	+174	
<i>Direct</i>	<i>FTE</i>	41	41	41	0	
White Earth Settlement Fund	\$(000's)	690	3,000	3,000	0	
Gifts and Donations	\$(000's)	2,126	100	100	0	
Indian Guaranteed Loan Program Account	\$(000's)	8,957	17,000	17,000	0	
	Subtotal, Permanent Appropriations \$(000's)	127,129	138,209	142,012	+3,803	
	<i>Subtotal FTE</i>	325	325	325	0	
Total Budget Authority		\$(000's)	3,211,264	3,254,451	1,995,214	-106,579
Current Direct Appropriation FTE	<i>FTE</i>	5,376	5,367	2,989	-52	
Permanent Direct Appropriation FTE	<i>FTE</i>	325	325	325	0	
Reimbursable FTE	<i>FTE</i>	600	605	574	0	
Allocations FTE	<i>FTE</i>	680	679	681	+2	
Total Adjusted FTE	<i>FTE</i>	6,981	6,976	4,569	-50	

**BUREAU OF INDIAN AFFAIRS 2020
BUDGET COMPARISON TABLE
(Dollars in Thousands)**

BUREAU OF INDIAN AFFAIRS	2018 Enacted	2019 CR	Internal Transfers	Fixed Costs	Program Changes	2020 President's Budget Request	Change from 2019 CR	TPA	CENTRAL	REGIONAL	OTHER PROGRAMS/ PROJECTS
OPERATION OF INDIAN PROGRAMS											
BUREAU OF INDIAN AFFAIRS											
TRIBAL GOVERNMENT											
Aid to Tribal Government (TPA)	28,698	28,698	-1,578	117		27,237	-1,461	27,237			
Consolidated Tribal Gov't Program (TPA)	75,429	75,429	-457	299		75,271	-158	75,271			
Self Governance Compacts (TPA)	165,069	165,069	13,001	839		178,909	13,840	178,909			
New Tribes (TPA)	1,120	1,120		1	160	1,281	161	1,281			
Small & Needy Tribes (TPA)	4,448	4,448			-4,448		-4,448				
Road Maintenance (TPA)	34,653	34,653	138	102		34,893	240	34,893			
Tribal Government Program Oversight	8,550	8,550	-5	37	-160	8,422	-128		2,610	5,812	
Central Oversight	2,602	2,602		8		2,610	8		2,610		
Regional Oversight	5,948	5,948	-5	29	-160	5,812	-136			5,812	
Total, Tribal Government	317,967	317,967	11,099	1,395	-4,448	326,013	8,046	317,591	2,610	5,812	
HUMAN SERVICES											
Social Services (TPA)	52,832	52,832	-1,447	163		51,548	-1,284	51,548			
Welfare Assistance (TPA)	76,000	76,000	-1,266			74,734	-1,266	74,734			
Indian Child Welfare Act (TPA)	19,080	19,080	-5,771	48		13,357	-5,723	13,357			
Housing Program (TPA)	9,708	9,708			-9,708		-9,708				
Human Services Tribal Design (TPA)	263	263		5		266	3	266			
Human Services Program Oversight	3,180	3,180	-144	9		3,045	-135		925	2,120	
Central Oversight	923	923		2		925	2		925		
Regional Oversight	2,257	2,257	-144	7		2,120	-137			2,120	
Total, Human Services	161,063	161,063	-8,630	225	-9,708	142,950	-18,113	139,905	925	2,120	
TRUST - NATURAL RESOURCES MANAGEMENT											
Natural Resources (TPA)	4,882	4,882	-205	27		4,704	-178	4,704			
Irrigation Operations & Maintenance	14,009	14,009		8		14,017	8				14,017
Rights Protection Implementation	40,161	40,161		70		40,231	70				40,231
Tribal Management/Development Program	11,652	11,652		10	-500	11,162	-490				11,162
Endangered Species	2,693	2,693		1	-1,693	1,001	-1,692				1,001
Tribal Climate Resilience	9,956	9,956			-9,956		-9,956				
Integrated Resource Info Program	2,971	2,971		2	-1,000	1,973	-998				1,973
Agriculture & Range	31,096	31,096	-1	64	-6,058	25,101	-5,995	19,638			5,463
Agriculture Program (TPA)	24,325	24,325	-1	64	-4,750	19,638	-4,687	19,638			
Invasive Species	6,771	6,771			-1,308	5,463	-1,308				5,463
Forestry	54,877	54,877	-260	142		54,759	-118	27,840			26,919
Forestry Program (TPA)	27,982	27,982	-260	118		27,840	-142	27,840			
Forestry Projects	26,895	26,895		24		26,919	24				26,919
Water Resources	10,581	10,581	-6	17		10,592	11	4,081			6,511
Water Resources Program (TPA)	4,076	4,076	-6	11		4,081	5	4,081			
Water Mgmt., Planning & PreDevelopment	6,505	6,505		6		6,511	6				6,511
Fish, Wildlife & Parks	15,260	15,260	-813	16		14,463	-797	4,527			9,936
Wildlife & Parks Program (TPA)	5,327	5,327	-813	13		4,527	-800	4,527			
Fish, Wildlife & Parks Projects	9,933	9,933		3		9,936	3				9,936
Resource Management Program Oversight	6,064	6,064	-1	23		6,086	22		1,761	4,325	
Central Oversight	1,754	1,754		7		1,761	7		1,761		
Regional Oversight	4,310	4,310	-1	16		4,325	15			4,325	
Total, Trust-Natural Resources Management	204,202	204,202	-1,286	380	-19,207	184,089	-20,113	60,790	1,761	4,325	117,213
TRUST - REAL ESTATE SERVICES											
Trust Services (TPA)	8,486	8,486	-109	29		8,406	-80	8,406			
Navajo-Hopi Settlement Program	1,185	1,185		7		1,192	7				1,192
Probate (TPA)	12,598	12,598		78		12,676	78	12,676			
Land Title & Records Offices	14,774	14,774	-59	88		14,803	29			14,803	
Real Estate Services	37,716	37,716	-165	202		37,753	37	34,953			2,800
RES Program (TPA)	34,916	34,916	-165	202		34,953	37	34,953			
RES Projects	2,800	2,800				2,800					2,800
Land Records Improvement	6,945	6,945		3		6,948	3		4,501	2,447	
LRI - Central	4,501	4,501				4,501		4,501			
LRI - Regional	2,444	2,444		3		2,447	3			2,447	
Environmental Quality	19,012	19,012	-1	29	-5,600	13,440	-5,572	2,832			10,608
EQ Program (TPA)	2,822	2,822	-1	11		2,832	10	2,832			
EQ Projects	16,190	16,190		18	-5,600	10,608	-5,582				10,608
Alaskan Native Programs	1,470	1,470		1	-770	701	-769	701			
Alaskan Native Programs (TPA)	1,470	1,470		1	-770	701	-769	701			
Rights Protection	13,435	13,435	-5	22	-1,673	11,779	-1,656	2,060			9,719
Rights Protection (TPA)	2,050	2,050	-5	15		2,060	10	2,060			
Water Rights Negotiations/Litigation	9,712	9,712		7		9,719	7				9,719
Litigation Support/Attny Fees	1,500	1,500			-1,500		-1,500				
Other Indian Rights Protection	173	173			-173		-173				
Trust - Real Estate Services Oversight	14,220	14,220	-5	52		14,267	47		3,253	11,014	
Central Oversight	3,243	3,243		10		3,253	10		3,253		
Regional Oversight	10,977	10,977	-5	42		11,014	37			11,014	
Total, Trust-Real Estate Services	129,841	129,841	-344	511	-8,043	121,965	-7,876	61,628	7,754	28,264	24,319

**BUREAU OF INDIAN AFFAIRS 2020
BUDGET COMPARISON TABLE
(Dollars in Thousands)**

BUREAU OF INDIAN AFFAIRS	2018 Enacted	2019 CR	Internal Transfers	Fixed Costs	Program Changes	2020 President's Budget Request	Change from 2019 CR	TPA	CENTRAL	REGIONAL	OTHER PROGRAMS/ PROJECTS
PUBLIC SAFETY & JUSTICE											
Law Enforcement	373,319	373,319		1,066	2,309	376,694	3,375		6,543		370,151
Criminal Investigations & Police Services	211,632	211,632		617		212,249	617				212,249
Detention/Corrections	100,456	100,456		356		100,812	356				100,812
Inspections/Internal Affairs	3,510	3,510		10		3,520	10				3,520
Law Enforcement Special Initiatives	10,368	10,368		30	2,546	12,944	2,576				12,944
Indian Police Academy	4,902	4,902		14	-237	4,679	-223				4,679
Tribal Justice Support	22,264	22,264		3		22,267	3				22,267
Law Enforcement Program Management	6,530	6,530		13		6,543	13		6,543		
Facilities Operations & Maintenance	13,657	13,657		23		13,680	23				13,680
Tribal Courts (TPA)	30,618	30,618	134	129		30,881	263	30,881			
Fire Protection (TPA)	1,583	1,583	-4	5		1,584	1	1,584			
Total, Public Safety & Justice	405,520	405,520	130	1,200	2,309	409,159	3,639	32,465	6,543		370,151
COMMUNITY & ECONOMIC DEVELOPMENT											
Job Placement & Training (TPA)	12,549	12,549	-70	18		12,497	-52	12,497			
Economic Development (TPA)	1,826	1,826	-55	8		1,779	-47	1,779			
Minerals & Mining	26,416	26,416	-3	47	-1,000	25,460	-956	4,104	5,403	922	15,031
Minerals & Mining Program (TPA)	4,086	4,086		18		4,104	18	4,104			
Minerals & Mining Projects	16,018	16,018		13	-1,000	15,031	-987				15,031
Minerals & Mining Central Oversight	5,393	5,393		10		5,403	10		5,403		
Minerals & Mining Regional Oversight	919	919	-3	6		922	3			922	
Community Development Oversight	5,656	5,656		5	-1,000	4,661	-995		4,661		
Central Oversight	5,656	5,656		5	-1,000	4,661	-995		4,661		
Total, Community & Economic Development	46,447	46,447	-128	78	-2,000	44,397	-2,050	18,380	10,064	922	15,031
EXECUTIVE DIRECTION & ADMINISTRATIVE SERVICES											
Assistant Secretary Support	10,196	10,196		45		10,241	45		10,241		
Executive Direction	20,510	20,510	99	75		20,684	174	15,317	2,029	3,338	
Executive Direction (TPA)	15,119	15,119	138	60		15,317	198	15,317			
Executive Direction (Central)	2,063	2,063	-39	5		2,029	-34		2,029		
Executive Direction (Regional)	3,328	3,328		10		3,338	10			3,338	
Administrative Services	49,630	49,630	-195	206		49,641	11	12,738	22,690	14,213	
Administrative Services (TPA)	12,866	12,866	-194	66		12,738	-128	12,738			
Administrative Services (Central)	22,620	22,620		70		22,690	70		22,690		
Administrative Services (Regional)	14,144	14,144	-1	70		14,213	69			14,213	
Safety & Risk Management	2,999	2,999		9		3,008	9		762	2,246	
Central Safety & Risk Management	759	759		3		762	3		762		
Regional Safety Management	2,240	2,240		6		2,246	6			2,246	
Information Resources Technology	44,782	44,782		78	-2,500	42,360	-2,422				42,360
Information Resources Technology	44,782	44,782		78	-2,500	42,360	-2,422				42,360
Human Capital Management	24,113	24,113		447		24,560	447		10,334		14,226
Human Resources	10,286	10,286		48		10,334	48		10,334		
Labor-Related Payments	13,827	13,827		399		14,226	399				14,226
Facilities Management	18,034	18,034		73		18,107	73				18,107
Regional Facilities Management	4,229	4,229		16		4,245	16				4,245
Operations & Maintenance	13,805	13,805		57		13,862	57				13,862
Intra-Governmental Payments	23,553	23,553		-1,770	1,199	22,982	-571				22,982
Rentals (GSA/Direct)	37,930	37,930		4,224		42,154	4,224				42,154
Total, Executive Direction & Administrative Svcs	231,747	231,747	-96	3,387	-1,301	233,737	1,990	28,055	46,056	19,797	139,829
TOTAL, BUREAU OF INDIAN AFFAIRS	1,496,787	1,496,787	745	7,176	-42,398	1,462,310	-34,477	658,814	75,713	61,240	666,543
BUREAU OF INDIAN EDUCATION^{1/}											
Elementary & Secondary (forward funded)	579,242	579,242									
ISEP Formula Funds	402,906	402,906									
ISEP Program Adjustments	5,457	5,457									
Education Program Enhancements	12,248	12,248									
Tribal Education Departments	2,500	2,500									
Student Transportation	56,285	56,285									
Early Child & Family Development	18,810	18,810									
Tribal Grant Support Costs	81,036	81,036									
Elementary/Secondary Programs	141,563	141,563									
Facilities Operations	66,608	66,608									
Facilities Maintenance	59,552	59,552									
Juvenile Detention Center Education	500	500									
Johnson-O'Malley Assistance Grants (TPA)	14,903	14,903									
Post Secondary Programs (forward funded)	94,183	94,183									
Haskell & SIPI (forward funded)	16,885	16,885									
Tribal Colleges & Universities (forward funded)	69,793	69,793									
Tribal Technical Colleges (forward funded)	7,505	7,505									
Post Secondary Programs	64,171	64,171									
Haskell & SIPI	22,513	22,513									
Tribal Colleges & Universities Supplements (TPA)	1,220	1,220									
Scholarships & Adult Education (TPA)	34,996	34,996									
Special Higher Education Scholarships	2,992	2,992									
Science Post Graduate Scholarship Fund	2,450	2,450									
Education Management	35,254	35,254									
Education Program Management	24,957	24,957									
Education IT	10,297	10,297									
TOTAL, BUREAU OF INDIAN EDUCATION	914,413	914,413									
TOTAL, OIP	2,411,200	2,411,200	745	7,176	-42,398	1,462,310	-34,477	658,814	75,713	61,240	666,543
Rescission of Prior Year Unob. Funds	-8,000	-8,000				8,000	8,000				
TOTAL, OIP w/ Rescission	2,403,200	2,403,200	745	7,176	-34,398	1,462,310	-26,477	658,814	75,713	61,240	666,543

BUREAU OF INDIAN AFFAIRS 2020
BUDGET COMPARISON TABLE
(Dollars in Thousands)

BUREAU OF INDIAN AFFAIRS	2018 Enacted	2019 CR	Internal Transfers	Fixed Costs	Program Changes	2020 President's Budget Request	Change from 2019 CR
CONTRACT SUPPORT COSTS ACCOUNT							
Contract Support	257,093	289,200			-8,343	280,857	-8,343
Indian Self-Determination Fund	5,000	5,000				5,000	
TOTAL, CONTRACT SUPPORT COSTS ACCOUNT	262,093	294,200			-8,343	285,857	-8,343
CONSTRUCTION							
EDUCATION CONSTRUCTION							
Replacement / New Employee Housing							
Replacement School Construction	105,504	105,504					
Replacement Facility Construction	23,935	23,935					
Employee Housing Repair	13,574	13,574					
Facilities Improvement & Repair	95,232	95,232					
Total, Education Construction	238,245	238,245					
PUBLIC SAFETY & JUSTICE CONSTRUCTION							
Facilities Replacement/New Construction	18,000	18,000			-18,000		-18,000
Employee Housing	4,494	4,494			-1,402	3,092	-1,402
Facilities Improvement & Repair	9,372	9,372			-5,314	4,058	-5,314
Fire Safety Coordination	169	169		1	-3	167	-2
Fire Protection	3,274	3,274			-169	3,105	-169
Total, Public Safety & Justice Construction	35,309	35,309		1	-24,888	10,422	-24,887
RESOURCES MANAGEMENT CONSTRUCTION							
Irrigation Project Construction:	24,692	24,692		3	-11,597	13,098	-11,594
Navajo Indian Irrig. Project	3,399	3,399		3	-175	3,227	-172
Irrigation Projects-Rehabilitation	21,293	21,293			-11,422	9,871	-11,422
Engineering & Supervision	2,596	2,596		8	-625	1,979	-617
Survey & Design	1,016	1,016			-426	590	-426
Federal Power Compliance [FERC]	648	648		1	-7	642	-6
Dam Projects:	38,240	38,240		15	-18,511	19,744	-18,496
Safety of Dams	34,511	34,511		12	-16,698	17,825	-16,686
Dam Maintenance	3,729	3,729		3	-1,813	1,919	-1,810
Total, Resources Management Construction	67,192	67,192		27	-31,166	36,053	-31,139
OTHER PROGRAM CONSTRUCTION							
Telecommunications Improvement & Repair	1,119	1,119			-2	1,117	-2
Facilities/Quarters Improvement & Repair	3,919	3,919			-1,002	2,917	-1,002
Construction Program Management	8,329	8,329		17	-373	7,973	-356
[Ft. Peck Water System]	[2,400]	[2,400]			[-138]	[2,262]	[-138]
Total, Other Program Construction	13,367	13,367		17	-1,377	12,007	-1,360
TOTAL, CONSTRUCTION	354,113	354,113		45	-57,431	58,482	-57,386
INDIAN LAND & WATER CLAIM SETTLEMENTS & MISCELLANEOUS PAYMENTS TO INDIANS							
Land Settlements:							
White Earth Land Settlement Act (Adm.)	625						
Hoopa-Yurok Settlement	250						
Water Settlements:							
Pyramid Lake Water Rights Settlement	142						
Navajo Water Resources Development Trust Fund	4,011						
Navajo-Gallup Water Supply Project	21,720						
Pechanga Band of Luiseno Mission	9,192						
Blackfeet	19,517						
Unallocated ^{2/}		55,457			-9,813	45,644	-9,813
TOTAL, SETTLEMENTS/MISC. PAYMENTS	55,457	55,457			-9,813	45,644	-9,813
INDIAN GUARANTEED LOAN PROGRAM							
Subsidies	8,020	8,020			-8,020		-8,020
Program Management	1,252	1,252		5	-348	909	-343
TOTAL, INDIAN GUARANTEED LOAN PROGRAM	9,272	9,272		5	-8,368	909	-8,363
TOTAL, DIRECT APPROPRIATED FUNDS	3,084,135	3,116,242	745	7,226	-118,353	1,853,202	-110,382

^{1/} All funding associated with Operations of Indian Education and Education Construction are reflected in a separate budget justification for the Bureau of Indian Education.

^{2/} The FY 2020 funding requirements for enacted settlements are dependent on the allocation of FY 2019 appropriations.

Indian Affairs Budget at a Glance

(Dollars in Thousands)

ACTIVITIES		2018 Enacted	2019 CR	Fixed Costs (+/-)	Internal Transfers (+/-)	FY 2020 Program Change (+/-)	FY 2020 Total
Subactivities	Description						
OPERATION OF INDIAN PROGRAMS							
TRIBAL GOVERNMENT							
New Tribes (TPA)	Funds will bring the Monacan Tribe up to the appropriate level of base funding.	1,120	1,120	+1		+160	1,281
Small & Needy Tribes (TPA)	The FY 2020 budget does not request funding for this program.	4,448	4,448			-4,448	0
Regional Oversight	Will continue management and oversight of regional Tribal Government programs.	5,948	5,948	+29	-5	-160	5,812
Total, Tribal Government		317,967	317,967	1,395	11,099	-4,448	326,013
HUMAN SERVICES							
Housing Program (TPA)	The FY 2020 budget does not request funding for this program.	9,708	9,708			-9,708	0
Total, Human Services		161,063	161,063	225	-8,630	-9,708	142,950
TRUST - NATURAL RESOURCES MANAGEMENT							
Tribal Management/Development Program	The program will continue to support tribal self-determination by allowing tribal management of fish and game programs on Indian reservations.	11,652	11,652	10		-500	11,162
Endangered Species	This program will continue the coordination of IA and tribal responsibilities regarding compliance with the Endangered Species Act (ESA)	2,693	2,693	1		-1,693	1,001
Tribal Climate Resilience	The FY 2020 budget does not request funding for this program.	9,956	9,956			-9,956	0
Integrated Resource Info Program	Supports delivery of geospatial data for use in Federal land title service and resource management to Indian beneficiaries and tribes.	2,971	2,971	2		-1,000	1,973
Agriculture Program (TPA)	The program will continue to promote multiple use and sustained-yield management on over 46 million acres of trust Indian land.	24,325	24,325	64	-1	-4,750	19,638
Invasive Species	The program will continue on-the-ground management and treatment of noxious weeds on trust rangelands and provide assistance to tribes in the management, control, and prevention of invasive species threats.	6,771	6,771			-1,308	5,463
Total, Trust-Natural Resources Management		204,202	204,202	380	-1,286	-19,207	184,089
TRUST - REAL ESTATE SERVICES							
EQ Projects	The program will continue to monitor environmental compliance of IA activities with Federal regulations and standards and identify hazardous contaminated sites.	16,190	16,190	18		-5,600	10,608
Alaskan Native Programs (TPA)	The program will continue to administer services for Alaska Natives living in rural areas.	1,470	1,470	1		-770	701
Litigation Support/Attny Fees	The FY 2020 budget does not request funding for this program.	1,500	1,500			-1,500	0
Other Indian Rights Protection	The FY 2020 budget does not request funding for this program.	173	173			-173	0
Total, Trust-Real Estate Services		129,841	129,841	511	-344	-8,043	121,965
PUBLIC SAFETY & JUSTICE							
Law Enforcement Special Initiatives	Expands BIA capacity to address the escalating opioid crisis in Indian Country.	10,368	10,368	30		+2,546	12,944
Indian Police Academy	The IPA will continue to provide basic police, criminal investigation, telecommunications, and detention training programs to personnel for both direct services and tribally operated programs	4,902	4,902	14		-237	4,679
Total, Public Safety & Justice		405,520	405,520	1,200	130	+2,309	409,159

ACTIVITIES Subactivities	Description	2018 Enacted	2019 CR	Fixed Costs (+/-)	Internal Transfers (+/-)	FY 2020 Program Change (+/-)	FY 2020 Total
COMMUNITY & ECONOMIC DEVELOPMENT							
Minerals & Mining Projects	Funds enable tribes to assess and develop their energy and mineral resources as resources permit.	16,018	16,018	13		-1,000	15,031
Central Oversight	Will continue management and oversight for all of the DOI's Indian economic development programs.	5,656	5,656	5		-1,000	4,661
Total, Community & Economic Development		46,447	46,447	78	-128	-2,000	44,397
EXECUTIVE DIRECTION & ADMINISTRATIVE SERVICES							
Information Resources Technology	Will continue to provide computer technology support and services to the organization and to other external customers.	44,782	44,782	78		-2,500	42,360
Intra-Governmental Payments	Change in Working Capital Fund billings.	2,063	1,583	-1,770		+1,199	1,012
Total, Executive Direction & Administrative Svcs		231,747	231,747	3,387	-96	-1,301	233,737
TOTAL, OIP		1,496,787	1,496,787	7,176	745	-42,398	1,462,310
Rescission of Prior Year Unob. Funds		-8,000	-8,000			+8,000	0
TOTAL, OIP w/ Rescission		1,488,787	1,488,787	7,176	745	-34,398	1,462,310
CONTRACT SUPPORT ACCOUNT							
Contract Support	Fully fund estimated contract support costs.	262,093	294,200			-8,343	285,857
TOTAL, CONTRACT SUPPORT ACCOUNT		262,093	294,200	0	0	-8,343	285,857
CONSTRUCTION							
PUBLIC SAFETY & JUSTICE CONSTRUCTION							
Facilities Replacement/New Construction	The FY 2020 budget does not request funding for this program.	18,000	18,000			-18,000	0
Employee Housing	Funding will permit construction of six employee housing units associated with the Lower Brule Detention Center in Lower Brule, SD and three units serving the Standing Rock Detention Center in Fort Yates, ND.	4,494	4,494			-1,402	3,092
Facilities Improvement & Repair	Program prioritizes projects with critical health and safety deficiencies and environmental hazardous material items.	9,372	9,372			-5,314	4,058
Fire Safety Coordination	Program ensures fire safe facilities at IA's schools, dormitories, detention facilities, offices, and other IA funded facilities.	169	169	1		-3	167
Fire Protection	Prioritizes replacement and repair of non-working fire alarm and fire sprinkler systems, with an emphasis on educational facilities, and assessing existing fire protection systems	3,274	3,274			-169	3,105
Total, Public Safety & Justice Construction		35,309	35,309	1	0	-24,888	10,422
RESOURCES MANAGEMENT CONSTRUCTION							
Navajo Indian Irrig. Project	Funding will be used for projects to correct the remaining construction deficiencies identified during inspections of BOR constructed NIIP pumping plants	3,399	3,399	3		-175	3,227
Irrigation Projects-Rehabilitation	Funds will address critical deferred maintenance at the 17 Indian Irrigation Projects, which are vital economic contributors to the tribes, local communities, and regions where they are located.	21,293	21,293			-11,422	9,871
Engineering & Supervision	Program will continue to provide technical assistance and oversight.	2,596	2,596	8		-625	1,979

ACTIVITIES Subactivities	Description	2018 Enacted	2019 CR	Fixed Costs (+/-)	Internal Transfers (+/-)	FY 2020 Program Change (+/-)	FY 2020 Total
Survey & Design	Program will fast track technical modernization studies for rehabilitation of the 17 Congressionally authorized Indian Irrigation Projects and three IA Power Utilities.	1,016	1,016			-426	590
Federal Power Compliance [FERC]	Program partners with affected Indian tribes to improve tribal capacity to conduct research and participate in governmental efforts affecting or potentially affecting important Indian resources.	648	648	1		-7	642
Safety of Dams	Program will prioritize construction projects for dam safety rehabilitation projects already designed or with expected design completion in FY 2020, support design projects and conduct risk assessments.	34,511	34,511	12		-16,698	17,825
Dam Maintenance	Program will continue to perform recurring maintenance and repairs of high and significant hazard potential dams on Indian lands.	3,729	3,729	3		-1,813	1,919
Total, Resources Management Construction		67,192	67,192	27	0	-31,166	36,053
OTHER PROGRAM CONSTRUCTION							
Telecommunications Improvement & Repair	Funds will support maintenance, spectrum management, five-year cyclical review, and administration of all Radio Frequency Assignments.	1,119	1,119			-2	1,117
Facilities/Quarters Improvement & Repair	Program prioritizes correction of health and safety deficiencies in the general administration locations.	3,919	3,919			-1,002	2,917
Construction Program Management	Indian Affairs will continue to conduct program reviews to assess the efficacy of BIA Construction management policy, and confirm compliance with laws, regulations and program guidance.	8,329	8,329	17		-373	7,973
Total, Other Program Construction		13,367	13,367	17	0	-1,377	12,007
TOTAL, CONSTRUCTION		115,868	115,868	45	0	-57,431	58,482
INDIAN LAND & WATER CLAIM SETTLEMENTS & MISCELLANEOUS PAYMENTS TO INDIANS							
Unallocated	The distribution of settlement funding in 2020 will depend on final 2019 allocations.	55,457	55,457			-9,813	45,644
TOTAL, SETTLEMENTS/MISC. PAYMENTS		55,457	55,457	0	0	-9,813	45,644
INDIAN GUARANTEED LOAN PROGRAM							
Subsidies	The FY 2020 budget does not request funding for this program.	8,020	8,020			-8,020	0
Program Management	Funds provide for the management of previously issued loan guarantees.	1,252	1,252	5		-348	909
TOTAL, INDIAN GUARANTEED LOAN PROGRAM		9,272	9,272	5	0	-8,368	909
TOTAL, DIRECT APPROPRIATED FUNDS		1,931,477	1,963,584	7,226	745	-118,353	1,853,202

Authorizing Statutes

INDIAN AFFAIRS

Authorizing Statutes

General Authorizations:

25 U.S.C. 13 (The Snyder Act of November 2, 1921), 42 Stat. 208, Pub.L. 67-85; 90 Stat. 2233, Pub.L. 94-482.

25 U.S.C. 461 et seq. (The Indian Reorganization Act of 1934), 48 Stat. 984, Pub.L. 73-383; Pub.L. 103-263.

25 U.S.C. 450 (The Indian Self-Determination and Education Assistance Act), 88 Stat. 2203, Pub.L. 93-638, Pub.L. 100-472; 102 Stat. 2285, Pub.L. 103-413.

25 U.S.C. 452 (The Johnson-O'Malley Act of April 16, 1934), 48 Stat. 596, Pub.L. 73-167; Pub.L. 103-332.

In addition to the general authorizations listed above, the following programs have specific authorizing legislation as shown below:

OPERATION OF INDIAN PROGRAMS

Tribal Government

Aid to Tribal Government 25 U.S.C. 1721 et seq. (The Maine Indian Claims Settlement Act of 1980), Pub.L. 96-420; Pub.L. 102-171.

25 U.S.C. 1401 et seq. (The Indian Judgment Fund Distribution Act of 1973); 87 Stat. 466, Pub.L. 93-134.

25 U.S.C. 651 (Advisory Council on California Indian Policy Act of 1992), 106 Stat. 2131, Pub.L. 102-416.

Self -Governance 25 U.S.C. 458aa et seq. (Tribal Self-Governance Act): 108 Stat. 4272, Pub.L. 103-413, Title II.

Road Maintenance 25 U.S.C. 318a (The Federal Highway Act of 1921), 45 Stat. 750, Pub.L. 70-520.

23 U.S.C. 202 as amended by 126 STAT. 476, Pub.L. 112-141 (Moving Ahead for Progress in the 21st Century Act). Pub.L. 111-322.

23 U.S.C. 202 as amended by H.R. 22 / Public Law 114-94 (Fixing America's Surface Transportation Act) (Dec. 4, 2015) 129 Stat. 1312

Public Safety and Justice

Tribal Courts 25 U.S.C. 1721 et seq. (The Maine Indian Claims Settlement Act of 1980), Pub.L. 96-420; Pub.L. 102-171.

25 U.S.C. 3621 (Indian Tribal Justice Act): 107 Stat. 2004, Pub.L. 103-176, as amended; 114 Stat. 2778, Pub.L. 106-559.

25 U.S.C. 2801 (Tribal Law and Order Act) 124 Stat. 2261, Pub.L. 111-211.

25 U.S.C. 1301 et seq. (Indian Civil Rights Act of 1968), as amended. Most recent amendments included in the Violence Against Women reauthorization Act of 2013 (Pub.L. 113-4).

INDIAN AFFAIRS

Authorizing Statutes

Law Enforcement 18 U.S.C. 3055 (Act of June 25, 1948), 62 Stat. 817, Pub.L. 80-722; Pub.L. 103-322.
25 U.S.C. 2801 et seq. (Indian Law Enforcement Reform Act), 104 Stat. 473, Pub.L. 101-379, as amended; 124 Stat. 2262, Pub.L. 111-211 (Tribal Law and Order Act).
5 U.S.C. 5305 (Federal Law Enforcement Pay Reform), 104 Stat. 1465, Pub.L. 101-509, Title IV; Pub.L. 103-322.

Human Services

Social Services 25 U.S.C. 1901 et seq. (Indian Child Welfare Act), 92 Stat. 3069, Pub.L. 95-608 (Family Support Act), 102 Stat. 2343, Pub.L. 100-485.
25 U.S.C. 1300b (Texas Band of Kickapoo Act), 96 Stat. 2269, Pub.L. 97-429.

Child Protection 25 U.S.C. 3210 (Indian Child Protection and Family Violence Prevention Act), 104 Stat. 4531, Pub.L. 101-630, Title IV.

Indian Child Welfare 25 U.S.C. 1901 et seq. (Indian Child Welfare Act), 92 Stat. 3069, American
Individual Indian Money Indian Trust Fund Management Reform Act of 1994 (Pub.L. 103-412), 108
Accounts (IIM) Stat. 4239

Community Development

25 U.S.C. 3402 et seq. (Indian Employment Training and Related Services Demonstration Act of 1992), 106 Stat. 2302, Pub.L. 102-477, as amended; Pub.L. 106-568, Title XI, Sections 101-104.

Economic Dev 25 U.S.C. 1451 et seq. (The Indian Financing Act of 1974): Pub.L. 93-262, as amended; 98 Stat. 1725, Pub.L. 98-449.
2 U.S.C. 661 (Budget Enforcement Act of 1990, Title V - The Federal Credit Reform Act of 1990, Section 13112), 104 Stat. 1388, Pub.L. 101-508.
25 U.S.C. 305 (The Act of August 27, 1935): 49 Stat. 891, Pub.L. 74-355; 104 Stat. 4662, Pub.L. 101-644 (Indian Arts and Crafts Act of 1990).

Minerals and Mining 25 U.S.C. 2106 (Indian Mineral Development Act of 1982): 86 Stat. 1940, Pub.L. 97-382.
16 U.S.C. 1271 et seq. (Umatilla Basin Project Act), Pub.L. 100-557.
Energy Policy Act of 2005
25 U.S.C. 3501 et seq. (Pub.L. 102-486, Title XXVI – The Energy Policy Act of 1992, § 2601, as amended Pub.L. 109-58, Title V, § 503(a), Aug. 8, 2005, 119 Stat. 764.)

Job Placement & Training 25 U.S.C. 309 (Vocational Training), 8/3/56, 70 Stat. 986, Pub.L. 84-959; 77 Stat. 471, Pub.L. 88-230; Pub.L. 90-252.

INDIAN AFFAIRS

Authorizing Statutes

Trust - Natural Resources Management

Agriculture and Range	25 U.S.C. 3701 (American Indian Agriculture Resource Management Act), 107 Stat. 2011, Pub.L. 103-177. 25 U.S.C. §415, Act August 1955 (Long Term Leasing Act). 25 U.S.C. §3701 et seq. Act of December 3, 1993, ('American Indian Agricultural Resource Management Act') as amended. 25 USC § 466 - Indian Forestry Units; Rules and Regulations 25 U.S.C. § 3711 Management of Indian Farmlands and Rangelands 25 U.S.C. § 3713 Indian Agricultural Lands Trespass Act, December 3, 1993 7 USC § 2814, Management of Undesirable Plants on Federal Lands 7 USC § 7781-7786, The Noxious Weed Control and Eradication Act of 2004 7 USC § 7701 et seq., The Plant Protection Act of 2000 25 U.S.C. §450, Act of January 1975, PI-93-638. 25 CFR 162, Leases and Permits. 25 CFR 166, Grazing Permits [General Grazing Regulations]. 25 U.S.C. 461 et seq. (The Indian Reorganization Act of 1934), 48 Stat. 984, Pub.L. 73-383; Pub.L. 103-263.
Forestry	25 U.S.C. 406 and 407 (The Act of June 25, 1910): 36 Stat. 857; 61-313, 78 Stat. 186-187, 25U.S.C. 413 (The Act of February 14, 1920), 41 Stat. 415; 47 Stat. 14170. 18 U.S.C. 1853, 1855, and 1856, 62 Stat. 787 and 788; Pub.L. 100-690. 25 U.S.C. 3117 (The National Indian Forest Management Act): 104 Stat. 4544, Pub.L. 101-630, Sec. 318.
Fish, Wildlife and Parks	16 U.S.C. 3631 (The U.S./Canada Pacific Salmon Treaty Act of 1985): 99 Stat. 7, Pub.L. 99-5. 16 U.S.C. 3101 (The Alaska National Interest Lands Conservation Act of 1980), 94 Stat. 2430, Pub.L. 96-487. 42 U.S.C. 1966 (The American Indian Religious Freedom Act of 1978), 92 Stat. 469, Pub.L. 95-341; 108 Stat. 3125, Pub.L. 103-344. 16 U.S.C. §§661-666c, Fish and Wildlife Coordination Act of 1934. 16 U.S.C. §§703-711, Migratory Bird Hunting Act of 1918. 16 U.S.C. §742a-j, Fish and Wildlife Act of 1956. 16 U.S.C. §757a-f, Anadromous Fish Conservation Act of 1965. 16 U.S.C. §1271, Wild and Scenic Rivers Act of 1968. 16 U.S.C. §§1531-1543, Endangered Species Act of 1973. 16 U.S.C. §1801, Fishery Conservation and Management Act of 1976. 16 U.S.C. §3101, Alaska National Interests Lands Conservation Act of 1980. 25 U.S.C. §495, Annette Island Fishery Reserve Act of 1891. 25 U.S.C. §500, Reindeer Industry Act of 1937. 25 U.S.C. §677i, Ute Partition Act of 1954. 42 U.S.C. §1966, American Indian Religious Freedom Act of 1978. Pub.L. 100-581 (102 Stat. 2944), Fishing Sites Act of 1995.

INDIAN AFFAIRS

Authorizing Statutes

Trust – Cultural Resources

- 16 U.S.C. 469-469c, Reservoir Salvage Act of 1960, as amended
- 16 U.S.C. 470aa–mm, Archaeological Resources Protection Act of 1979, as amended (ARPA)
- 18 U.S.C. 1866(b), Historic, archeologic, or prehistoric items and antiquities
- 54 U.S.C. 300101 et seq., National Historic Preservation Act of 1966, as amended (NHPA)
- 54 U.S.C. 312501-312508, Preservation of Historical and Archeological Data, (Archeological and Historic Preservation Act of 1974, as amended)
- 54 U.S.C. 320301-320303, Monuments, Ruins, Sites, and Objects of Antiquity (Act for the Preservation of American Antiquities of 1906 (“Antiquities Act”))
- 16 U.S.C. 703-712, Migratory Bird Treaty Act of 1918, as amended
- 16 U.S.C. 668-668d, Bald Eagle Protection Act of 1940, as amended
- 16 U.S.C. 1531-1543, Endangered Species Act of 1973, as amended
- 16 U.S.C. 1361-1407, Marine Mammal Protection Act of 1972, as amended.
- 18 U.S.C. 42, and 16 U.S.C. 3371-78, Lacey Act of 1900, as amended.
- 19 U.S.C. 2601, Convention on Cultural Property Implementation Act of 1983, as amended.
- 25 U.S.C. 3001-3013, Native American Graves Protection and Repatriation Act of 1990 (NAGPRA).
- 44 U.S.C. 2109, Preservation, Arrangement, Duplication, Exhibition of Records.
- 44 U.S.C. 3101 et seq., Federal Records Act of 1950, as amended (“Records Management by Federal Agencies”).

Trust – Environmental

- 7 U.S.C. 136-136 y, Federal Insecticide, Fungicide & Rodenticide Act (FIFRA).
- 15 U.S.C. 2641 et seq., Asbestos Hazard Emergency Response Act (AHERA) of 1986.
- 15 U.S.C. 2602-2692, Toxic Substances Control Act (TSCA).
- 16 U.S.C. 1431-1434, Marine Protection, Research, & Sanctuaries Act of 1972, as amended.
- 33 U.S.C. 1251-1387, Federal Water Pollution Control Act, as amended.
- 33 U.S.C. 2702-2761, Oil Pollution Act (OPA) of 1990.
- 42 U.S.C. 300 f et seq., Safe Drinking Water Act (SDWA) of 1974 as amended.
- 42 U.S.C. 4321 et seq., as amended, National Environmental Policy Act of 1969 (NEPA).
- 42 U.S.C. 4901-4918, Noise Control Act of 1972.
- 42 U.S.C. 6901-6992, Solid Waste Disposal Act (SDWA).

INDIAN AFFAIRS

Authorizing Statutes

Environmental (Cont) 42 U.S.C. 6901 et seq, Resource Conservation & Recovery Act (RCRA) of 1976.
42 U.S.C. 6961, Federal Facilities Compliance Act of 1992.
42 U.S.C. 7401-7671 q, Clean Air Act (CAA), as amended.
42 U.S.C. 9601-9675 et seq., Comprehensive Environmental Response, Compensation and Liability act, as amended in 42 U.S.C. 9601 35 seq. Superfund Amendments and Reauthorization Act (SAR) amended the Comprehensive Environmental Response, and Liability Act (CERCLA) of October 17,1986.
42 U.S.C. 11011 et seq., Emergency Planning and Community Right-to-Know Act of 1986 (EPCRA).
42 U.S.C. 13101-13109, Pollution Prevention Act (PPA) of 1990.
49 U.S.C. 1801-1812, Hazardous Materials Transportation Act.
Chief Financial Officers Act of 1990, Public Law 101-577, 101st Congress-Second Session.
Government Management Reform Act of 1994, Public Law 103-356, 103rd Congress-Second Session.
Omnibus Appropriations Act, 2009. Title VII General Provisions - Government-Wide Sec. 748. Pub.L. 111- 8, Mar. 11, 2009.

Land, Titles and Records

25 U.S.C. § 4 (The Act of July 26, 1892) 27 Stat. 272.
25 U.S.C. § 5 (The Act of July 26, 1892) 27 Stat. 272; Reorganization Plan No. 3 of 1950 approved June 20, 1949 (64 Stat. 1262).
25 U.S.C. § 6 (The Act of July 26, 1892) 27 Stat. 273.
25 USCS § 7 (The Act of July 26, 1892) 27 Stat. 273; June 6, 1972, Pub.L. 92-310, Title II, Part 2, § 229(b), 86 Stat. 208.
25 USCS § 8 (The Act of July 9, 1832) 4 Stat. 564.
25 U.S.C. § 9 (The Act of June 30, 1834), 4 Stat. 738.
25 USCS § 11 (March 3, 1911) 36 Stat. 1069.
25 USCS § 355 (The Act of April 26, 1906), 34 Stat. 137; (The Act of May 27, 1908), 35 Stat. 312; (The Act of August 1, 1914), 38 Stat. 582, 598 deal specifically with land records of the Five Civilized Tribes.

Trust – Real Estate Services

Real Estate Services 25 U.S.C. 176 (Reorganization Plan No. 3 of 1946), 60 Stat. 1097.
25 U.S.C. 311 (The Act of March 3, 1901), 31 Stat. 1084, Pub.L. 56 382.
25 U.S.C. 393 (The Act of March 3, 1921), 41 Stat. 1232, Pub.L. 66 359.
25 U.S.C. 2201 et seq. (Indian Land Consolidation Act), 96 Stat. 2515, Pub.L. 97-459; 98 Stat. 3171, Pub.L. 98-608; Pub.L. 102-238.
25 U.S.C. 415 as amended by the HEARTH Act of 2012.

INDIAN AFFAIRS

Authorizing Statutes

Indian Rights Protection	28 U.S.C. 2415 (Statute of Limitations; The Indian Claims Limitation Act of 1982): 96 Stat. 1976, Pub.L. 97-394; Pub.L. 98-250. 16 U.S.C. 3101 (The Alaska National Interest Lands Conservation Act), 94 Stat. 2371, Pub.L. 96-487. 43 U.S.C. 1601 (The Alaska Native Claims Settlement Act), 106 Stat. 2112-2125, Pub.L. 92-203. 25 U.S.C. 3907 (Indian Lands Open Dump Cleanup Act of 1994), 108 Stat. 4164, Pub.L. 103-399.
Probate	25 U.S.C. 2201 Pub.L. 97- 459 Title II Section 202 Jan. 12, 1983, 96 Stat. 2517, as amended by Pub.L. 106-462 Section 103 (1) Nov. 7, 2000, 114 Stat. 1992, as amended by 25 U.S.C. 2201 Pub.L. 108-374, Oct 27, 2004, 118 Stat. 1804 (American Indian Probate Reform Act of 2004).
Navajo-Hopi Settlement	25 U.S.C. 640 et seq. (The Navajo-Hopi Settlement Act of December 22, 1974): Pub.L. 93-531; Pub.L. 102-180, 105 Stat 1230.

General Administration

Administration	Chief Financial Officers Act of 1990, Public Law 101-577, 101st Congress-Second Session.
Indian Gaming	25 U.S.C. 2701 et seq. (Indian Gaming Regulatory Act): 102 Stat. 2467, Pub.L. 100-497; 105 Stat. 1908, Pub.L. 102-238.
Indian Arts & Crafts Board	Pub.L. 101-644 Indian Arts and Craft Act of 1990.

CONSTRUCTION

Facility Construction	25 U.S.C. 631(2)(12)(14) (The Act of April 19, 1950), 64 Stat. 44, Pub.L. 81-474, 72 Stat. 834, Pub.L. 85-740. 25 U.S.C. 465 (The Act of June 18, 1934), 48 Stat. 984, Pub.L. 73-383. 25 U.S.C. 2005 Facilities construction, Pub.L. 95-561, title XI, §1125, as added Pub.L. 107-110, title X, §1042, Jan. 8, 2002, 115 Stat. 2021; amended Pub.L. 108-271, §8(b), July 7, 2004, 118 Stat. 814. 25 U.S.C. 2503 (b) Composition of Grants; Special rules; title I of the Elementary and Secondary Education Act of 1965; the Individuals with Disabilities Education Act; or any Federal education law other than title XI of the Education Amendments of 1978. 25 U.S.C. 2507 (e) Pub.L. 100-297, Title V. 5208, as added Pub.L. 107 110, Title X, 1043, 115 Stat. 2076. 25 U.S.C. 2005 (b) Section 504 of the Rehabilitation Act of 1973 and with the American Disabilities Act 1990.
-----------------------	--

INDIAN AFFAIRS
Authorizing Statutes

Irrigation Projects- Rehabilitation	Pub.L. 114-322 Water Infrastructure Improvements for the Nation Act of 2016 (Title III, Subtitle B, Parts I&II)
Safety of Dams	25 U.S.C. Chapter 40 (3801 to 3804) The Indian Dams Safety Act of 1994 (Public Law 103-302)
	Pub.L. 114-322 Water Infrastructure Improvements for the Nation Act of 2016 (Title III, Subtitle A)
	33 U.S. Code § 467f National Dam Safety Program Act, which establishes the Federal Dam Safety Guidelines.
Resources Mgmt Construction-Irrigation	Navajo Indian Irrigation Project (Navajo Indian Irrigation Project: San Juan Chama Project), 76 Stat. 96, Pub.L. 87-483.

**INDIAN LAND AND WATER CLAIM SETTLEMENTS AND
MISCELLANEOUS PAYMENTS TO INDIANS**

White Earth Reservation Claims Settlement Act	25 U.S.C. 331 (The Act of March 24, 1986), 100 Stat. 61, Pub.L. 99 264.
Truckee-Carson-Pyramid Lake Water Rights Settlement	Pub.L. 101-618, Truckee Carson Pyramid Lake Water Rights Settlement Act, 104 Stat. 3294.
Pechanga Water Rights Settlement	Pub.L. 114-322 Water Infrastructure Improvements for the Nation Act of 2016 (Title III, Subtitle D)
Blackfeet Water Rights Settlement	Pub.L. 114-322 Water Infrastructure Improvements for the Nation Act of 2016 (Title III, Subtitle G)

INDIAN AFFAIRS

Authorizing Statutes

MISCELLANEOUS PERMANENT APPROPRIATIONS & TRUST FUNDS

Claims and Treaty Obligations	Act of February 19, 1831. Treaty of November 11, 1794. Treaty of September 24, 1857. Acts of March 2, 1889; June 10, 1896; June 21, 1906. Pub.L. 93-197, Menominee Restoration Act, 87 Stat. 770.
O & M, Indian Irrigation	Section 4 of the Permanent Appropriation Repeal Act (48 Stat. 1227), Systems signed June 26, 1934. 25 U.S.C. 162a, The Act of November 4, 1983, 60 Stat. 895, Pub.L. 98 146.
Power Systems, Indian Irrigation Projects	Section 4 of the Permanent Appropriation Repeal Act (48 Stat. 1227), signed June 26, 1934. 25 U.S.C. 162a (The Act of November 4, 1983), 60 Stat. 895, Pub.L. 98 146, 65 Stat. 254.
Alaska Resupply Program	Act of February 20, 1942, 56 Stat. 95, Pub.L. 77-457.
Gifts and Donations	25 U.S.C. 451 February 14, 1931, c. 171, 46 Stat 1106; June 8, 1968, Pub.L. 90-333, 82 Stat. 171.
Indian Water Rights and Habitat Acquisition Program	Pub.L. 106-263 Shivwits Band of the Paiute Indian Tribe of Utah Water Rights Settlement Act.

OPERATION AND MAINTENANCE OF QUARTERS

O & M Quarters	5 U.S.C. 5911, Federal Employees Quarters and Facilities Act of August 20, 1964, Pub.L. 88-459, Pub.L. 98-473; Pub.L. 100-446
----------------	--

LOAN ACCOUNTS

INDIAN GUARANTEED LOAN PROGRAM ACCOUNT

INDIAN GUARANTEED LOAN FINANCING ACCOUNT

INDIAN LOAN GUARANTY AND INSURANCE FUND
LIQUIDATING ACCOUNT

INDIAN DIRECT LOAN PROGRAM ACCOUNT

INDIAN DIRECT LOAN FINANCING ACCOUNT

REVOLVING FUND FOR LOANS LOAN LIQUIDATING ACCOUNT

INDIAN AFFAIRS

Authorizing Statutes

The credit accounts listed above include those authorized under the Indian Financing Act or newly authorized under the Credit Reform Act of 1990. These statutes are:

25 U.S.C. 1451 et seq. (The Indian Financing Act of April 12, 1974), Pub.L. 93-262, as amended by Pub.L. 98-449, Pub.L. 100-442, and Pub.L. 107-331, 116 Stat. 2834; Ceiling on Guaranteed Loans of \$500 million and raises the limitation on the loan amounts from \$100,000 to \$250,000; Pub.L. 109-221, Aggregate loans or surety bonds limitation of \$500,000,000 is increased to \$1,500,000,000 (Section 217(b) of the Indian Financing Act of 1974) (25 U.S.C. 1497(b)).

2 U.S.C. 661 (Budget Enforcement Act of 1990, Title V - The Federal Credit Reform Act of 1990), Pub.L. 101-508, Section 1320.

Administrative Provisions

Appropriation Language

DEPARTMENT OF THE INTERIOR

BUREAU OF INDIAN AFFAIRS

Administrative Provisions

The Bureau of Indian Affairs and the Bureau of Indian Education may carry out the operation of Indian programs by direct expenditure, contracts, cooperative agreements, compacts, and grants, either directly or in cooperation with States and other organizations.

Notwithstanding Public Law 87-279 (25 U.S.C. 15), the Bureau of Indian Affairs may contract for services in support of the management, operation, and maintenance of the Power Division of the San Carlos Irrigation Project.

Notwithstanding any other provision of law, no funds available to the Bureau of Indian Affairs or the Bureau of Indian Education for central office oversight, Education Management and Executive Direction and Administrative Services (except executive direction and administrative services funding for Tribal Priority Allocations, regional offices, and facilities operations and maintenance) shall be available for contracts, grants, compacts, or cooperative agreements with the Bureau of Indian Affairs or the Bureau of Indian Education under the provisions of the Indian Self-Determination Act or the Tribal Self-Governance Act as amended.

In the event any tribe returns appropriations made available by this Act to the Bureau of Indian Affairs or the Bureau of Indian Education, this action shall not diminish the Federal Government's trust responsibility to that tribe, or the government-to-government relationship between the United States and that tribe, or that tribe's ability to access future appropriations.

Notwithstanding any other provision of law, no funds available to the Bureau of Indian Education, other than the amounts provided herein for assistance to public schools under 25 U.S.C. 452 et seq., shall be available to support the operation of any elementary or secondary school in the State of Alaska.

No funds available to the Bureau of Indian Education shall be used to support expanded grades for any school or dormitory beyond the grade structure in place or approved by the Secretary of the Interior at each school in the Bureau of Indian Education school system as of October 1, 1995, except that the Secretary of the Interior may waive this prohibition to support expansion of up to one additional grade when the Secretary determines such waiver is needed to support accomplishment of the mission of the Bureau of Indian Education or more than one grade to expand the elementary grade structure for the Bureau-funded schools with a K-2 grade structure on October 1, 1996. Appropriations made available in this or any prior Act for schools funded by the Bureau shall be available, in accordance with the Bureau's funding formula, only to the schools in the Bureau school system as of September 1, 1996, and to any school or school program that was reinstated in fiscal year 2012. Funds made available under this Act may not be used to establish a charter school at a Bureau-funded school (as that term is defined in section 1141 of the Education Amendments of 1978 (25 U.S.C. 2021)), except that a charter school that is in existence on the date of the enactment of this Act and that has operated at a Bureau-funded school before September 1, 1999, may continue to operate during that period, but only if the charter school pays to the Bureau a pro rata share of funds to reimburse the Bureau for the use of the real and personal property (including buses and vans), the funds of the charter school are kept separate and apart from Bureau funds, and the Bureau does not assume any obligation for charter school programs of the State in

which the school is located if the charter school loses such funding. Employees of Bureau-funded schools sharing a campus with a charter school and performing functions related to the charter school's operation and employees of a charter school shall not be treated as Federal employees for purposes of chapter 171 of title 28, United States Code.

Notwithstanding any other provision of law, including section 113 of title I of appendix C of Public Law 106–113, if in fiscal year 2003 or 2004 a grantee received indirect and administrative costs pursuant to a distribution formula based on section 5(f) of Public Law 101–301, the Secretary shall continue to distribute indirect and administrative cost funds to such grantee using the section 5(f) distribution formula.

Funds available under this Act may not be used to establish satellite locations of schools in the Bureau school system as of September 1, 1996, except that the Secretary may waive this prohibition in order for an Indian tribe to provide language and cultural immersion educational programs for non-public schools located within the jurisdictional area of the tribal government which exclusively serve tribal members, do not include grades beyond those currently served at the existing Bureau-funded school, provide an educational environment with educator presence and academic facilities comparable to the Bureau-funded school, comply with all applicable Tribal, Federal, or State health and safety standards, and the Americans with Disabilities Act, and demonstrate the benefits of establishing operations at a satellite location in lieu of incurring extraordinary costs, such as for transportation or other impacts to students such as those caused by busing students extended distances: Provided, That no funds available under this Act may be used to fund operations, maintenance, rehabilitation, construction or other facilities-related costs for such assets that are not owned by the Bureau: Provided further, That the term "satellite school" means a school location physically separated from the existing Bureau school by more than 50 miles but that forms part of the existing school in all other respects.

Funds made available within Operation of Indian Programs, Operation of Indian Education Programs, Construction, and Education Construction may be transferred between these accounts to implement an orderly transition to separate accounts, and execute requested adjustments in tribal priority allocations: Provided further, transferred funds must be reported to Congress quarterly.

Operation of Indian Programs

Appropriation Language

DEPARTMENT OF THE INTERIOR

BUREAU OF INDIAN AFFAIRS

Operation of Indian Programs

(INCLUDING TRANSFER OF FUNDS)

For expenses necessary for the operation of Indian programs, as authorized by law, including the Snyder Act of November 2, 1921 (25 U.S.C. 13), the Indian Self-Determination and Education Assistance Act of 1975 (25 U.S.C. 5301 et seq.), \$1,462,310,000, to remain available until September 30, 2021 except as otherwise provided herein; of which not to exceed \$8,500 may be for official reception and representation expenses; of which not to exceed \$74,734,000 shall be for welfare assistance payments: Provided, That, in cases of designated Federal disasters, the Secretary may exceed such cap for welfare assistance payments, from the amounts provided herein, to provide for disaster relief to Indian communities affected by the disaster: Provided further, That federally recognized Indian tribes and tribal organizations of federally recognized Indian tribes may use their tribal priority allocations for unmet welfare assistance costs: Provided further, That not to exceed \$43,033,000 shall remain available until expended for road maintenance, land records improvement, and the Navajo-Hopi Settlement Program: Provided further, That any forestry funds allocated to a federally recognized tribe which remain unobligated as of September 30, 2021, may be transferred during fiscal year 2022 to an Indian forest land assistance account established for the benefit of the holder of the funds within the holder's trust fund account: Provided further, That any such unobligated balances not so transferred shall expire on September 30, 2022: Provided further, That, in order to enhance the safety of Bureau field employees, the Bureau may use funds to purchase uniforms or other identifying articles of clothing for personnel: Provided further, That the Bureau of Indian Affairs may accept transfers of funds from U.S. Customs and Border Protection to supplement any other funding available for reconstruction or repair of roads owned by the Bureau of Indian Affairs as identified on the National Tribal Transportation Facility Inventory, 23 U.S.C. 202(b)(1).

Note.—A full-year 2019 appropriation for this account was not enacted at the time the budget was prepared; therefore, the budget assumes this account is operating under the Continuing Appropriations Act, 2019 (Division C of P.L. 115–245, as amended). The amounts included for 2019 reflect the annualized level provided by the continuing resolution.

SUMMARY OF REQUIREMENTS

Operation of Indian Programs

(Dollars in Thousands)

	2018 Enacted		2019 CR		Internal Transfers (+/-)	Fixed Costs (+/-)	Program Changes (+/-)		2020 President's Budget Request		Change from 2019 CR (+/-)	
	FTE	Amount	FTE	Amount			Amount	Amount	FTE	Amount	FTE	Amount
OPERATION OF INDIAN PROGRAMS												
BUREAU OF INDIAN AFFAIRS												
TRIBAL GOVERNMENT												
Aid to Tribal Government (TPA)	64	28,698	64	28,698	-1,578	+117	0	0	64	27,237	0	-1,461
Consolidated Tribal Gov't Program (TPA)	0	75,429	0	75,429	-457	+299	0	0	0	75,271	0	-158
Self Governance Compacts (TPA)	0	165,069	0	165,069	+13,001	+839	0	0	0	178,909	0	+13,840
New Tribes (TPA)	0	1,120	0	1,120	0	+1	0	+160	0	1,281	0	+161
Small & Needy Tribes (TPA)	0	4,448	0	4,448	0	0	0	-4,448	0	0	0	-4,448
Road Maintenance (TPA)	108	34,653	108	34,653	+138	+102	0	0	108	34,893	0	+240
Tribal Government Program Oversight	58	8,550	59	8,550	-5	+37	0	-160	59	8,422	0	-128
Total, Tribal Government	230	317,967	231	317,967	+11,099	+1,395	0	-4,448	231	326,013	0	+8,046
HUMAN SERVICES												
Social Services (TPA)	107	52,832	107	52,832	-1,447	+163	0	0	107	51,548	0	-1,284
Welfare Assistance (TPA)	0	76,000	0	76,000	-1,266	0	0	0	0	74,734	0	-1,266
Indian Child Welfare Act (TPA)	0	19,080	0	19,080	-5,771	+48	0	0	0	13,357	0	-5,723
Housing Program (TPA)	0	9,708	0	9,708	0	0	0	-9,708	0	0	0	-9,708
Human Services Tribal Design (TPA)	0	263	0	263	-2	+5	0	0	0	266	0	+3
Human Services Program Oversight	14	3,180	14	3,180	-144	+9	0	0	14	3,045	0	-135
Total, Human Services	121	161,063	121	161,063	-8,630	+225	0	-9,708	121	142,950	0	-18,113
TRUST - NATURAL RESOURCES MANAGEMENT												
Natural Resources (TPA)	14	4,882	14	4,882	-205	+27	0	0	14	4,704	0	-178
Irrigation Operations & Maintenance	3	14,009	3	14,009	0	+8	0	0	3	14,017	0	+8
Rights Protection Implementation	0	40,161	0	40,161	0	+70	0	0	0	40,231	0	+70
Tribal Management/Development Program	2	11,652	2	11,652	0	+10	0	-500	2	11,162	0	-490
Endangered Species	1	2,693	1	2,693	0	+1	-1	-1,693	0	1,001	-1	-1,692
Tribal Climate Resilience	2	9,956	2	9,956	0	0	-2	-9,956	0	0	-2	-9,956
Integrated Resource Info Program	3	2,971	3	2,971	0	+2	0	-1,000	3	1,973	0	-998
Agriculture & Range	123	31,096	123	31,096	-1	+64	-50	-6,058	73	25,101	-50	-5,995
Forestry	175	54,877	172	54,877	-260	+142	0	0	172	54,759	0	-118
Water Resources	12	10,581	11	10,581	-6	+17	0	0	11	10,592	0	+11
Fish, Wildlife & Parks	3	15,260	3	15,260	-813	+16	0	0	3	14,463	0	-797
Resource Management Program Oversight	37	6,064	37	6,064	-1	+23	0	0	37	6,086	0	+22
Total, Trust-Natural Resources Management	375	204,202	371	204,202	-1,286	+380	-53	-19,207	318	184,089	-53	-20,113
TRUST - REAL ESTATE SERVICES												
Trust Services (TPA)	44	8,486	43	8,486	-109	+29	0	0	43	8,406	+0	-80
Navajo-Hopi Settlement Program	7	1,185	7	1,185	0	+7	0	0	7	1,192	+0	+7
Probate (TPA)	124	12,598	124	12,598	0	+78	0	0	124	12,676	+0	+78
Land Title & Records Offices	141	14,774	141	14,774	-59	+88	0	0	141	14,803	+0	+29
Real Estate Services	294	37,716	294	37,716	-165	+202	0	0	294	37,753	+0	+37
Land Records Improvement	5	6,945	5	6,945	0	+3	0	0	5	6,948	+0	+3
Environmental Quality	44	19,012	44	19,012	-1	+29	0	-5,600	44	13,440	+0	-5,572
Alaskan Native Programs	5	1,470	5	1,470	0	+1	-3	-770	2	701	-3	-769
Rights Protection	27	13,435	27	13,435	-5	+22	-2	-1,673	25	11,779	-2	-1,656
Trust - Real Estate Services Oversight	83	14,220	83	14,220	-5	+52	0	0	83	14,267	+0	+47
Total, Trust-Real Estate Services	774	129,841	773	129,841	-344	+511	-5	-8,043	768	121,965	-5	-7,876
PUBLIC SAFETY & JUSTICE												
Law Enforcement	755	373,319	755	373,319	0	+1,066	+10	+2,309	765	376,694	+10	+3,375
Tribal Courts (TPA)	16	30,618	16	30,618	+134	+129	0	0	16	30,881	+0	+263
Fire Protection (TPA)	0	1,583	0	1,583	-4	+5	0	0	0	1,584	+0	+1
Total, Public Safety & Justice	771	405,520	771	405,520	+130	+1,200	+10	+2,309	781	409,159	+10	+3,639
COMMUNITY & ECONOMIC DEVELOPMENT												
Job Placement & Training (TPA)	9	12,549	9	12,549	-70	+18	0	0	9	12,497	0	-52
Economic Development (TPA)	0	1,826	0	1,826	-55	+8	0	0	0	1,779	0	-47
Minerals & Mining	40	26,416	40	26,416	-3	+47	0	-1,000	40	25,460	0	-956
Community Development Oversight	2	5,656	2	5,656	0	+5	0	-1,000	2	4,661	0	-995
Total, Community & Economic Development	51	46,447	51	46,447	-128	+78	0	-2,000	51	44,397	0	-2,050
EXECUTIVE DIRECTION & ADMINISTRATIVE SERVICES												
Assistant Secretary Support	0	10,196	0	10,196	0	+45	0	0	0	10,241	0	+45
Executive Direction	118	20,510	120	20,510	+99	+75	0	0	120	20,684	0	+174
Administrative Services	275	49,630	272	49,630	-195	+206	0	0	272	49,641	0	+11
Safety & Risk Management	14	2,999	14	2,999	0	+9	0	0	14	3,008	0	+9
Information Resources Technology	73	44,782	73	44,782	0	+78	0	-2,500	73	42,360	0	-2,422
Human Capital Management	71	24,113	71	24,113	0	+447	0	0	71	24,560	0	+447
Facilities Management	118	18,034	118	18,034	0	+73	0	0	118	18,107	0	+73
Intra-Governmental Payments	0	23,553	0	23,553	0	-1,770	0	+1,199	0	22,982	0	-571
Rentals [GSA/Direct]	0	37,930	0	37,930	0	+4,224	0	0	0	42,154	0	+4,224
Total, Executive Direction & Administrative Svcs	669	231,747	668	231,747	-96	+3,387	0	-1,301	668	233,737	0	+1,990
TOTAL, BUREAU OF INDIAN AFFAIRS	2,991	1,496,787	2,986	1,496,787	+745	+7,176	-48	-42,398	2,938	1,462,310	-48	-34,477
BUREAU OF INDIAN EDUCATION												
Elementary & Secondary (forward funded)	1,667	579,242	1,662	579,242								
Elementary/Secondary Programs	367	141,563	367	141,563								
Post Secondary Programs (forward funded)	0	94,183	0	94,183								
Post Secondary Programs	168	64,171	168	64,171								
Education Management	121	35,254	121	35,254								
TOTAL, BUREAU OF INDIAN EDUCATION	2,323	914,413	2,318	914,413								
TOTAL, OIP	5,314	2,411,200	5,304	2,411,200	+745	+7,176	-48	-42,398	2,938	1,462,310	-48	-34,477
Rescission of Prior Year Unob. Funds	0	-8,000	0	-8,000	0	0	0	+8,000	0	0	0	+8,000
TOTAL, OIP w/ Rescission	5,314	2,403,200	5,304	2,403,200	+745	+7,176	-48	-34,398	2,938	1,462,310	-48	-26,477

Bureau of Indian Affairs
Operation of Indian Programs
Justification of Fixed Costs and Internal Realignments
(Dollars In Thousands)

Fixed Cost Changes and Projections	2019 Total or Change	2019 to 2020 Change
Change in Number of Paid Days This column reflects changes in pay associated with the change in the number of paid days between 2019 and 2020.	+3,782	+2,689
Pay Raise The 2020 request reflects a pay freeze for civilian employees.	0	0
Employer Share of Federal Employee Retirement System The change reflects the directed 2.3% increase in the employer contribution to the Federal Employee Retirement System.	+4,986	+1,634
Departmental Working Capital Fund The change reflects expected changes in the charges for centrally billed Department services and other services through the Working Capital Fund. These charges are detailed in the Budget Justification for Department Management.	19,441	-1,770
Worker's Compensation Payments The amounts reflect changes in the estimated costs of compensating injured employees and dependents of employees who suffer accidental deaths while on duty. Costs for the BY will reimburse the Department of Labor, Federal Employees Compensation Fund, pursuant to 5 U.S.C. 8147(b) as amended by Public Law 94-273.	7,147	+399
Unemployment Compensation Payments The amounts reflect projected changes in the costs of unemployment compensation claims to be paid to the Department of Labor, Federal Employees Compensation Account, in the Unemployment Trust Fund, pursuant to Public Law 96-499.	6,441	0
Rental Payments The amounts reflect changes in the costs payable to the General Services Administration (GSA) and others for office and non-office space as estimated by GSA, as well as the rental costs of other currently occupied space. These costs include building security; in the case of GSA space, these are paid to the Department of Homeland Security (DHS). Costs of mandatory office relocations, i.e. relocations in cases where due to external events there is no alternative but to vacate the currently occupied space, are also included.	42,258	+4,224
TOTAL FIXED COST CHANGES - OIP		+7,176

Internal Realignments	2020 (+/-)
Tribal Priorities Transfers to/from various programs within OIP to reflect tribal reprioritization and subsequent redistribution of base funding as directed by tribes and regional field sites as a result of Indian self-determination and the associated authority to spend base funds to best meet the specific needs of individual tribal organizations.	1,414
Self Governance Compacts Transfers to/from various programs within OIP for Self Governance Compacts, pursuant to Title III of the Indian Self-Determination and Education Assistance Act (P.L. 103-413).	13,001
Other Internal Realignments Transfers of tribal funds from BIE to CTGP to reflect reprioritization and subsequent redistribution of base funding as directed by tribes as a result of Indian self-determination.	234

Tribal Government

Tribal Government (Dollars in thousands)							
Subactivity Program Element	2018 Enacted	2019 CR	FY 2020				Change from 2019 CR
			Internal Transfers	Fixed Costs	Program Changes	Budget Request	
Aid to Tribal Government (TPA)	28,698	28,698	-1,578	117		27,237	-1,461
<i>FTE</i>	64	64				64	
Consolidated Tribal Gov't Program (TPA)	75,429	75,429	-457	299		75,271	-158
<i>FTE</i>							
Self-Governance Compacts (TPA)	165,069	165,069	13,001	839		178,909	13,840
<i>FTE</i>							
New Tribes (TPA)	1,120	1,120		1	160	1,281	161
<i>FTE</i>							
Small & Needy Tribes (TPA)	4,448	4,448			-4,448		-4,448
<i>FTE</i>							
Road Maintenance (TPA)	34,653	34,653	138	102		34,893	240
<i>FTE</i>	108	108				108	
Tribal Government Program Oversight	8,550	8,550	-5	37	-160	8,422	-128
Central Oversight	2,602	2,602		8		2,610	8
Regional Oversight	5,948	5,948	-5	29	-160	5,812	-136
<i>FTE</i>	58	59				59	
Total Requirements	317,967	317,967	11,099	1,395	-4,448	326,013	8,046
<i>FTE</i>	230	231				231	

Program Description:

The BIA Tribal Government activity assists tribes and Alaska Native entities to strengthen and sustain tribal government systems and support tribal self-governance through the Public Law 93-638 contracting and compacting process.

2020 Activities:

The 2020 request supports:

- Tribal government activities such as monitoring compliance with governing documents, establishing voter lists, registering voters, and maintaining current membership information.
- Funding to Self Governance tribes via compacts for program areas such as welfare assistance, road maintenance, and law enforcement.
- Maintenance of approximately 29,000 miles of roads and more than 900 bridges.

Justification of 2020 Program Changes:

The 2020 budget request for the Tribal Government activity is \$326,013,000 and 231 FTE.

New Tribes (TPA) (+\$160,000):

The change in funding reflects the need to fund the Monacan tribe at a level consistent with BIA policy and commensurate with the size of its tribal membership.

Small & Needy Tribes (TPA) (-\$4,448,000):

The FY 2020 budget does not request funding for this program.

Tribal Government Program Oversight (-\$160,000):

Regional Oversight [-\$160,000]:

The Regional Oversight program will continue to provide funding for staff and costs associated with the Tribal Government Program Oversight activity services performed at the regional office level, including negotiating, monitoring, and providing technical assistance to nearly 3,200 self-determination contracts.

Tribal Government Overview:

Subactivity - Aid to Tribal Government (TPA) (FY 2020: \$27,237,000; FTE: 64):

Program Overview:

The Aid to Tribal Government sub-activity allows the BIA to provide assistance to tribes and Alaska Native entities through the Pub. L. 93-638 contracting and compacting process. Aid to Tribal Government funding assists tribal government systems by providing baseline funding for tribal government programs and services.

Subactivity - Consolidated Tribal Gov't Program (TPA) (FY 2020: \$75,271,000):

Program Overview:

The Consolidated Tribal Government Program (CTGP) seeks to promote Indian Self-Determination and improve the quality of life of tribal communities by allowing approximately 275 tribal entities to combine various contracted programs and grants of a similar or compatible nature. The activities funded by this program include natural resources, real estate services, and job placement and training programs. By merging and consolidating several programs into a single contract activity, tribes are able to engage in a simpler and more flexible method for setting priorities, goals, and objectives. By combining related programs and providing flexibility in their use, tribes realize a savings while still meeting the unique needs of their communities. The combination of activities of similar character gives tribes the most effective means of setting priorities and operating programs consistent with tribal goals and objectives, as well as with Federal laws and regulations.

Subactivity – Self-Governance Compacts (TPA) (FY 2020: \$178,909,000):

Program Overview:

Self-Governance Compacts implement the Tribal Self-Governance Act of 1994 (Pub. L. 103-413), by providing resources to new and existing self-governance tribes, enabling them to plan, conduct, consolidate, and administer programs, services, functions, and activities for tribal citizens. Under tribal self-governance compacts, tribes have control and flexibility in the use of these funds and reduced

reporting requirements compared to tribes that have self-determination contracts under Pub.L. 93-638. Self-governance tribes are also subject to annual trust evaluations to monitor the performance of the trust functions they perform and are subject to annual audits pursuant to the Single Audit Act Amendments (Pub.L. 104-156).

Tribal Self-Governance funding is negotiated on the same basis as funding provided to tribes via self-determination contracts under Title I of Pub. L. 93-638. Self-governance tribes are subject to the same incremental adjustments of base funding as Self-determination tribes. Also, included in self-governance funding agreements are funds from other Federal programs allocated or awarded to self-governance tribes such as funds from the Department of Transportation, Federal Highway Administration, Tribal Transportation Program, Bureau of Land Management, the Department of Labor, and the Department of Health and Human Services under the Employment, Training, and Related Services Demonstration Act (Pub. L. 102-477).

Subactivity - New Tribes (TPA) (FY 2020: \$1,281,000):

Program Overview:

The New Tribes sub-activity provides funding to support new federally recognized tribes, new federally acknowledged tribal governments, and BIA Regions or Agencies in their provision of support services for such tribes. The New Tribes sub-activity helps foster strong and stable tribal governments and provides tribes with the funding resources they need to fund their basic governmental affairs, which will put them in a better position to contract and compact BIA programs. This sub-activity provides TPA base funding for a new tribe to establish and carry out the day-to-day responsibilities of a tribal government. Once a tribe has been acknowledged as a federally recognized tribe, it remains in the “New Tribes” category for three fiscal years.

Subactivity - Road Maintenance (TPA) (FY 2020: \$34,893,000; FTE: 108):

Program Overview:

The BIA has maintenance responsibility for approximately 29,000 miles of roads and more than 900 bridges. The road mileage consists of: 7,150 miles of paved, 4,720 miles of gravel, and 17,130 miles of unimproved and earth surface roads. The total public road network serving Indian country is 140,000+ miles according to the National Tribal Transportation Facility Inventory.

The Office of Indian Services, Division of Transportation in Washington, DC provides oversight and distributes funding for the annual maintenance program. The maintenance funds are allocated to BIA regions by formula, which then sub-allocates them to the BIA agencies in the region or provides funding to tribes under contracts or compacts negotiated under Pub.L. 93-638.

The major work components for roads maintenance in the Great Plains, Rocky Mountain, and Northwest Regions include snow and ice control, interior pavement sealing, pavement maintenance, gravel maintenance, and remedial work on improved earth roads. In some severe winter seasons, the snow and ice control activities have consumed the majority of maintenance funds.

Subactivity - Tribal Government Program Oversight (FY 2020: \$8,422,000; FTE: 59):

Program Overview:

This sub-activity supports and maintains the staff responsible for fulfilling the BIA tribal government duties at both the Central and Regional office. The staff is responsible for developing and implementing policies and initiatives strengthening a tribe's capacity to effectively administer Federal programs, as well as, negotiating, monitoring, and providing technical assistance to nearly 3,200 self-determination contracts. In addition, BIA has maintained the responsibilities of administering secretarial elections, facilitating a resolution to tribal leadership disputes, managing judgment fund distributions, and aiding tribal governments to develop or modify governing documents, among other duties.

Central Oversight [\$2,610,000; FTE: 12]:

Central Oversight provides the direction, management, and coordination of Indian Services activities necessary for the Director of the BIA to carry out the Indian Affairs' mission. The Central Oversight sub-activity allows Indian Services leadership and staff to manage the tribal government activities among Human Services, Workforce Development, Tribal Government Services, Indian Self-Determination, and Transportation programs.

Regional Oversight [\$5,812,000; FTE: 47]:

Regional Oversight funds BIA regional and agency offices to provide tribal government services to tribes such as examination of tribal resolutions, ordinances, and other government documents, and support of special Secretarial elections.

Human Services

Human Services (Dollars in thousands)							
Subactivity Program Element	2018 Enacted	2019 CR	FY 2020				Change from 2019 CR
			Internal Transfers	Fixed Costs	Program Changes	Budget Request	
Social Services (TPA)	52,832	52,832	-1,447	163		51,548	-1,284
<i>FTE</i>	<i>107</i>	<i>107</i>				<i>107</i>	
Welfare Assistance (TPA)	76,000	76,000	-1,266			74,734	-1,266
<i>FTE</i>							
Indian Child Welfare Act (TPA)	19,080	19,080	-5,771	48		13,357	-5,723
<i>FTE</i>							
Housing Program (TPA)	9,708	9,708			-9,708		-9,708
<i>FTE</i>							
Human Services Tribal Design (TPA)	263	263	-2	5		266	3
<i>FTE</i>							
Human Services Program Oversight	3,180	3,180	-144	9		3,045	-135
Central Oversight	923	923		2		925	2
Regional Oversight	2,257	2,257	-144	7		2,120	-137
<i>FTE</i>	<i>14</i>	<i>14</i>				<i>14</i>	
Total Requirements	161,063	161,063	-8,630	225	-9,708	142,950	-18,113
<i>FTE</i>	<i>121</i>	<i>121</i>				<i>121</i>	

Program Description:

The BIA Office of Indian Services, Division of Human Services (DHS) supports a community-based approach to welfare, child protection, family stability, housing assistance and strengthening tribal communities as a whole.

2020 Activities:

The 2020 request supports:

- Financial assistance to American Indians and Alaska Natives (AI/AN) who have no access to the Department of Health and Human Services' Temporary Assistance for Needy Families (HHS TANF) program.
- Partnerships with tribes and educators to further train child welfare and child protection workers.
- Implementation of strategies to help tribes meet the requirements under the Native American Children's Safety Act (NACSA), Pub. Law 114-165
- Assistance to tribes in better categorizing and tracking Indian Child Welfare Act (ICWA) compliance.
- BIA-DHS's fiduciary trust responsibility to supervise certain Individual Indian Money Accounts.
- BIA-DHS's participation in the Tribal Access Program for National Crime Information (TAP) Kiosk Project.

Justification of 2020 Program Changes:

The 2020 budget request for the Human Service activity is \$142,950,000 and 121 FTE.

Housing Program (TPA) (-9,708,000):

The FY 2020 budget does not request funding for this program.

Human Services Overview:

The Human Services activity consists of the following sub-activities to support a variety of social programs throughout Indian Country. In addition, certain administrative costs are assessed in this activity to support government-wide, department-wide, and BIA-wide functions performed at both the BIA Central and Regional offices. Within the Social Services sub-activity, services are provided in the areas of family and domestic violence, child abuse and neglect, and protective services to Individual Indian Monies (IIM) supervised account holders who are considered to be at higher risk for exploitation, including minors, adults in need of assistance, under legal disability, or found not to be of sound mind.

Subactivity - Social Services (TPA) (FY 2020: \$51,548,000; FTE: 107):**Program Overview:**

Social Services (TPA) funding supports a number of activities for tribally contracted and compacted social services programs and BIA staff at the region and agency levels. Social Services funding is provided annually to approximately 300 tribes, tribal consortiums, and BIA agencies. Roughly 34 percent of the 300 tribes, receive funding through an Indian Self-Determination and Education Assistance Act (ISDEAA) Annual Funding Agreement (compact) and the remaining 66 percent is either 1) a direct BIA social services agency, or a tribe who has contracted the social services program under Title I of Pub. L. 93-638.

Under the umbrella of Social Services, tribes operate a multitude of programs, including: Financial Assistance, Child Protection Services and Child Welfare (CPS/CW), Adult Protection (APS) and IIM Services, and Family and Domestic Violence.

Tribal Access Program for National Crime Information (TAP) Kiosk Project -

The requested FY 2020 Social Service funding will allow BIA to more fully participate in the Department of Justice's (DOJ) Tribal Access Program for National Crime Information (TAP) Kiosk Project. DOJ's TAP provides federally recognized tribes the ability to access and exchange data with national crime information databases for both civil and criminal purpose. The TAP Kiosk Project is a five year plan to work alongside BIA Agencies and tribes to explore and offer access to the kiosk to each tribe's foster care licensing program for purposes of Native American Children's Safety Act (NACSA). Before an Indian child is placed into foster care, NACSA requires: 1) a criminal records check, including a fingerprint-based check of national crime databases of all adults in the home, and 2) a check of tribal and State abuse and neglect registries (this includes a check of all States where the individual has lived in the past 5 years). The TAP Kiosk helps meet these requirements. The TAP Kiosk Project provided 4 BIA and 17 tribal social service programs the ability to conduct federally-required fingerprint-based background checks in the vetting of foster parents per the NACSA and to run name-based checks in child abuse cases during child protection investigations. The FY 2020 request will support four Social Service FTE that help BIA meet the additional duties under NACSA.

Center for Excellence -

The FY 2020 request will continue to support BIA-DHS's Center for Excellence (the Center). The Center is a comprehensive program that offers onsite, virtual, and simulated training in areas such as, but not limited to, differential response, trauma informed care, self-care, and working with Tribal Courts. BIA funding is used to sustain and train existing staff and employ professional and other trained personnel to assist in areas such as domestic relations, family violence, alcohol and substance abuse, and incarceration. The Center also offers BIA and tribal social services staff a career pathway for credentials and sustainable employment. The DHS also partners with tribes and educators to train child welfare and child protection workers, including State workers, judges, and presenters, in skills related to child and family assistance and services programs.

In FY 2018, the DHS joined with the Rocky Mountain Tribal Leaders Council (TLC) and the University of Montana - School of Social Work to implement the online learning platform for the Center for Excellence. The online learning platform uses technology to offer training programs aimed at addressing core competency training in multiple social services disciplines. Additionally, the online Center for Excellence was used to maintain trending policies, practices, guidelines, protocols, legislative changes and deliverables that impact social service delivery, placements and employment practices. In FY 2018, the DHS entered into a Cooperative Agreement with the University of Oklahoma – School of Social Work (OU) to develop and improve core competencies of Indian Child Welfare through simulation training.

In FY 2020, the Center will:

- Expand the Child Welfare and Child Protection training and credentials.
- Continue its Rocky Mountain partnership to deploy and certify 10 BIA workers in the Trauma Informed Child Protection/Child Welfare curriculum and certification program using online, classroom style and webinar training.
- Make the current trauma informed BIA funded Social Service Training curriculum more accessible to tribal and the BIA staff by transitioning to an on-line or web-ex approach, which includes investigating easily accessible and cost effective approaches for both tribal and BIA staff.
- Continue to recruit and retain social service staff through the Student Loan Repayment Program (SLRP).

Financial Assistance and Social Services –Case Management System Cloud:

The FY 2020 request will continue to support DHS's cloud-based, Financial Assistance and Social Services – Case Management System (FASS-CMS Cloud). This new platform provides the BIA with a Fed Ramp Certified Government-only environment system. The FASS-CMS Modernization Initiative addressed the BIA's business need for creating a mobile BIA social services workforce. The use of mobile technology has enabled the BIA to stay connected with its social services staff wherever they are and is creating a more efficient and effective way of doing social services business. This includes making IIM account management information for minors, adults in need of assistance, and adults under legal disability more accessible to social workers which should improve management of these accounts. FASS-CMS Cloud includes a component that hosts a national database for tracking the annual Master of

Social Work review on all Supervised IIM Accounts. This is in alignment with the Department of Interior's Strategic Plan mission area and goal of fulfilling its fiduciary trust responsibilities to tribes.

In FY 2019, the DHS structured the Child & Family Services Component of FASS-CMS Cloud which included new modules and functionality for Child Protection and Adult Protection Services. This included modules for conducting CPS/APS intake; developing assessments and case plans; tracking court related documents associated with a Child Protection case; and tracking compliance with the NACSA.

The DHS also began using FASS-CMS Cloud to track all BIA, Regional Offices IIM Accounts and Annual Review process in accordance with 25 CFR Part 115. Video trainings were developed for IIM and FASS-CMS Cloud including: 1) How to Create a Distribution Plan Modification; 2) How to Create a Major Purchase Request; 3) How to Create an Annual Case Review; and 4) How to Create a Case Review Tracker. In addition, in partnership with the Office of the Special Trustee (OST) for American Indians, the Division of Human Services created training videos on OST's computer based systems including Service Manager; SharePoint; and Indian Trust Systems Query.

In FY 2020 the DHS will:

- Continue enhancing and providing training on the new FASS-CMS Cloud.
- Focus on developing the reporting component of the system and build a robust reporting module.
- Explore the use of tablets or other mobile devices to allow case workers access to FASS-CMS Cloud remotely.

Subactivity - Welfare Assistance (TPA) (FY 2020: \$74,734,000; FTE: 0):

Program Overview:

The Welfare Assistance program offers five types of direct assistance: General Assistance, Child Assistance, Non-Medical Institutional or Custodial Care of Adults, Burial Assistance, and Emergency Assistance. The program provides financial assistance to (American Indian/Alaska Native) AI/AN who do not qualify for the HHS TANF program or have exceeded the lifetime limit for other Federal services, including TANF. It is BIA's position that Welfare Assistance programs are a secondary resource. Therefore, otherwise eligible AI/AN are assessed, screened, and referred to other public assistance programs through which they might receive direct financial assistance, such as: Foster Care Placement, Supplemental Security Insurance (SSI), Social Security Disability Insurance, medical assistance, and State-operated general assistance programs. In total, approximately 90 compacted tribes and 161 contracted tribes have joined with 47 BIA agency offices to deliver direct social services to individual AI/AN through the Welfare Assistance program.

In FY 2020, the DHS will develop a tribal and BIA working group to begin analyzing the activities and costs associated with tribal and BIA Child Welfare activities including the child assistance program. Child Assistance is categorized under the umbrella of Welfare Assistance. However, Child Assistance is very different in intent and whom it serves than the General Assistance, Adult Care Assistance, Burial Assistance and Emergency Assistance program. Child Assistance is intended to pay for the costs for children who are placed in out-of-home care due to allegations of abuse and/or neglect. Adequate funding is necessary for tribes and BIA to meet the costs of out-of-home placement for Indian children

under their care and supervision. The workgroup will be tasked to develop recommendations for the BIA and the Tribal Interior Budget Committee (TIBC) on how best Child Assistance funding should be distributed and managed by the BIA.

Subactivity - Indian Child Welfare Act (TPA) (FY 2020: \$13,357,000; FTE: 0):

Program Overview:

The Indian Child Welfare Act (ICWA) program is provided to tribes as authorized under Pub. L. 95-608, the Indian Child Welfare Act of 1978. All BIA funded ICWA programs are tribally operated. Annually, there are approximately 360 tribes and tribal consortiums that receive ICWA TPA funding to prevent the separation of Indian families and provide assistance for family reunification. Funded ICWA activities include intervening in involuntary child custody proceedings and providing reunification and prevention services to Indian families. Of the 360 tribes or tribal consortiums, 27 percent receive ICWA funding through an ISDEAA Self-Governance Annual Funding Agreement. Tribal ICWA programs are the central contact point for tribes and AI/AN families seeking assistance for temporary and permanent placement of Indian children. Tribal ICWA staff serves as the liaison between State and tribal court systems. The activities and work of tribal ICWA staff have resulted in improved coordination and compliance with ICWA.

In FY 2020, the BIA will continue working with the University of Montana (UMT), Native American Children's Safety Act (NACTC) and tribes to advance trauma-informed and culturally relevant child welfare services, which are positive steps in helping strengthen Indian families. The BIA and NACTC will focus on increasing service providers' ability to respond to the trauma-related needs of AI/AN children and youth in culturally appropriate ways. To that end, the goal is to address high rates of traumatic stress among AI/AN children and youth by working under the guidance of tribal nations to implement, adapt, and evaluate trauma interventions. BIA will start automating the ICWA Designated Notification process.

Subactivity - Human Services Tribal Design (TPA) (FY 2020: \$266,000; FTE: 0):

Program Overview:

The Tribal Design program supports AI/AN by allowing tribes flexibility to redesign their Social Services program delivery as authorized under the Snyder Act of 1924. This funding gives tribes the ability to design Social Services programs that are both cost effective and fit the needs of their communities.

Subactivity - Human Services Program Oversight (FY 2020: \$3,045,000; FTE: 14):

Program Overview:

Human Services staff, in consultation with tribes, develops policies and procedures that strive to ensure individual Indians residing on or near reservations receive assistance for the essential needs of food, clothing, shelter, and utilities. The long-term goal of this program is to improve the living conditions of AI/AN individuals and families.

Program Oversight staff manage and distribute the Welfare Assistance Program funds, which requires monitoring and working with tribal and BIA Regional and Agency staff on a regular basis to ensure their equitable distribution. BIA Regional social workers have combined efforts with Central Office staff in the development of an automated database that tracks both applications for Social Services and the number of applicants receiving assistance. Social workers provide expert assistance to tribes and field agencies in the operation of their programs on a day-to-day basis, and they interact with other Federal agencies that provide social and mental health services to Indian communities to ensure that services are coordinated, and duplication avoided. Social workers also monitor supervised IIM accounts at the field level in compliance with 25 CFR, Part 20 and 25 CFR, Part 115 and in coordination with the Office of the Special Trustee for American Indians and the Office of Trust Funds Management. Human Services staff is also responsible for inspecting tribal and Federal compliance with regulations and policies by providing oversight during construction for contracts, project activities, and inspections.

Central Oversight (\$925,000; FTE: 3):

Central Oversight funding provides for staff and costs associated with the aforementioned services that are performed at the Central office level. Funds also support the annual operational and maintenance costs of the Financial Assistance and Social Services - Case Management Cloud System (FASS-CMS Cloud). FASS-CMS Cloud is a comprehensive case management system for Social Service caseworkers. It improves Social Service workers' productivity and decision-making process by providing comprehensive case information and enabling better resource management. The system automates the application process for services and case workflow, provides adequate tracking and records management, supports the processing of financial payments to eligible Indian clientele, and provides management reporting for performance and compliance management.

Regional Oversight (\$2,120,000; FTE: 11):

Regional Oversight funding provides for Regional staff and costs associated with the technical assistance, training, and monitoring performed at the Regional office level. The program provides oversight on the various social services programs operated by tribes and tribal consortia, and BIA agency programs within the region. The Regional staff is responsible for the various administrative activities associated with these programs, including managing Performance Reporting/GPRA, budgeting, Awarding Official Technical Representative (AOTR) Monitoring responsibilities on Social Services contracts, and compiling various reports.

Regional IIM social workers also fulfill the BIA's fiduciary trust responsibility to IIM account holders. The BIA social workers are responsible for managing and conducting onsite reviews for more than 750 supervised IIM trust accounts for minors, adults in need of assistance, and adults under legal disability. Social Services staff is also working directly with the Office of the Special Trustee (OST) on the Trust Funding Accounting System (TFAS) conversion, developing reporting systems to manage account holders and monitor distribution plans. Additionally, IIM social workers work directly with account holders and guardians to ensure appropriate supportive documentation is maintained in the case file. The outcome of these actions results in accurate payments from trust accounts. In addition, BIA is responsible for providing ongoing technical assistance and training in these various areas and on the several governing laws and regulations, ensuring that the Social Services worker is familiar with and understands the multiple laws and regulations that impact and govern the operation of Tribal Social Services.

Trust -Natural Resources Management

Trust - Natural Resources Management							
<i>(Dollars in thousands)</i>							
Subactivity Program Element	2018 Enacted	2019 CR	FY 2020				Change from 2019 CR
			Internal Transfers	Fixed Costs	Program Changes	Budget Request	
Natural Resources (TPA)	4,882	4,882	-205	27		4,704	-178
<i>FTE</i>	<i>14</i>	<i>14</i>				<i>14</i>	
Irrigation Operations and Maintenance	14,009	14,009		8		14,017	8
<i>FTE</i>	<i>3</i>	<i>3</i>				<i>3</i>	
Rights Protection Implementation	40,161	40,161		70		40,231	70
<i>FTE</i>							
Tribal Management/Development	11,652	11,652		10	-500	11,162	-490
<i>FTE</i>	<i>2</i>	<i>2</i>				<i>2</i>	
Endangered Species	2,693	2,693		1	-1,693	1,001	-1,692
<i>FTE</i>	<i>1</i>	<i>1</i>			<i>-1</i>		<i>-1</i>
Tribal Climate Resilience	9,956	9,956			-9,956		-9,956
<i>FTE</i>	<i>2</i>	<i>2</i>			<i>-2</i>		<i>-2</i>
Integrated Resource Info Program	2,971	2,971		2	-1,000	1,973	-998
<i>FTE</i>	<i>3</i>	<i>3</i>				<i>3</i>	
Agriculture & Range	31,096	31,096	-1	64	-6,058	25,101	-5,995
Agriculture Program (TPA)	24,325	24,325	-1	64	-4,750	19,638	-4,687
Invasive Species	6,771	6,771			-1,308	5,463	-1,308
<i>FTE</i>	<i>123</i>	<i>123</i>			<i>-50</i>	<i>73</i>	<i>-50</i>
Forestry	54,877	54,877	-260	142		54,759	-118
Forestry Program (TPA)	27,982	27,982	-260	118		27,840	-142
Forestry Projects	26,895	26,895		24		26,919	24
<i>FTE</i>	<i>175</i>	<i>172</i>				<i>172</i>	
Water Resources	10,581	10,581	-6	17		10,592	11
Water Resources Program (TPA)	4,076	4,076	-6	11		4,081	5
Water Mgmt., Planning &	6,505	6,505		6		6,511	6
<i>FTE</i>	<i>12</i>	<i>11</i>				<i>11</i>	
Fish, Wildlife and Parks	15,260	15,260	-813	16		14,463	-797
Wildlife & Parks Program (TPA)	5,327	5,327	-813	13		4,527	-800
Fish, Wildlife & Parks Projects	9,933	9,933		3		9,936	3
<i>FTE</i>	<i>3</i>	<i>3</i>				<i>3</i>	
Resource Management Program	6,064	6,064	-1	23		6,086	22
Central Oversight	1,754	1,754		7		1,761	7
Regional Oversight	4,310	4,310	-1	16		4,325	15
<i>FTE</i>	<i>37</i>	<i>37</i>				<i>37</i>	
Total Requirements	204,202	204,202	-1,286	380	-19,207	184,089	-20,113
<i>FTE</i>	<i>375</i>	<i>371</i>			<i>-53</i>	<i>318</i>	<i>-53</i>

Program Description:

The BIA Trust-Natural Resources Management activity supports the stewardship of trust lands in Indian Country. Natural resource programs assist tribes in the management, development, and protection of Indian trust land and natural resources on 56 million surface acres and 58 million acres of subsurface mineral estates. These programs enable tribal trust landowners to optimize use and conservation of resources, providing benefits such as revenue, jobs, and the protection of cultural, spiritual, and traditional resources.

2020 Activities:

The 2020 request supports:

- Natural resources management that assists tribes in the management, development, and protection of Indian trust land and natural resource assets.
- Agriculture and rangeland management that promotes multiple use and sustained-yield management on over 46 million acres of trust Indian land dedicated to crop and livestock agriculture.
- Forestry management on Indian forest land in accordance with sustained yield principles in an effort to develop, maintain, and enhance forest resources.
- Water resource activities including operation, maintenance, and rehabilitation of irrigation infrastructures in accordance with accepted industry standards.

Justification of 2020 Program Changes:

The 2020 budget request for the Trust - Natural Resources Management activity is \$184,089,000 and 318 FTE.

Tribal Management/Development Program (-\$500,000):

Tribal Management/Development Program (TMDP) will continue to support tribal self-determination by allowing tribal management of fish and game programs on Indian reservations.

Endangered Species (-\$1,693,000; FTE -1):

This program will continue the coordination of BIA and tribal responsibilities regarding compliance with the Endangered Species Act (ESA), Pub.L. 93-205, and the related protection and preservation of trust lands and resources.

Eliminate Tribal Climate Resilience (-\$9,956,000; FTE -2):

The FY 2020 budget does not request funding for this program.

Integrated Resources Information Program (-\$1,000,000):

This program will continue to fund the Branch of Geospatial Services (BOGS) within BIA. BOGS delivers geospatial data for use in Federal land title service and resource management to Indian beneficiaries and tribes.

Agriculture & Range (-\$6,058,000; FTE -50):

Agriculture Program TPA [-\$4,750,000; FTE -50]:

The Agriculture and Rangeland Management Program will continue to promote multiple use and sustained-yield management on over 46 million acres of trust Indian land dedicated to crop and livestock agriculture.

Invasive Species Program [-\$1,308,000]:

This program will continue to provide on-the-ground management and treatment of noxious weeds on trust rangelands and funding to assist tribes in the management, control, and prevention of invasive species threats that occur outside the realm of agricultural operations.

Trust - Natural Resources Management Overview:

The Trust - Natural Resources Management program assists tribes in the management, development, and protection of Indian trust land and natural resource assets. The resource management activities provide many benefits to the landowner such as revenue, jobs, and the protection of cultural, spiritual, and traditional resources.

While a significant part of the Trust - Natural Resources Management activity is executed under contracts and compacts with tribes, some tribes still rely on Direct Services from IA in order to execute Trust programs. Trust - Natural Resources Management is comprised of the following subactivities: Natural Resources; Irrigation O&M; Rights Protection Implementation; Tribal Management/Development Program; Endangered Species; Integrated Resource Information Program; Agriculture and Range; Forestry; Water Resources; Fish, Wildlife, and Parks; and Program Oversight.

In addition, certain administrative costs are assessed in this activity to support government-wide, departmental, and IA-wide functions performed at regional or central offices.

Subactivity - Natural Resources (TPA) (FY 2020: \$4,704,000; FTE: 14):

Program Overview:

The overall Trust Natural Resources Management program fulfills Indian trust responsibilities through the strategy of improved management, protection, and development of Indian land and natural resource assets. The tribal programs manage their own natural resources in compliance with Federal regulatory requirements and operate under contract or compact. The FTE outlined within this budget subactivity are located at the agency level to provide direct service to tribes that do not have contracts or compacts that include this program.

Funding also supports various tribal youth programs that promote interest in pursuing career opportunities within the various areas of natural resources management. These programs ensure qualified candidates for a future workforce while instilling a respect for all natural resources and an appreciation of the importance of natural resources to tribal culture and livelihood.

Subactivity - Irrigation Operations and Maintenance (FY 2020: \$14,017,000; FTE: 3):

Program Overview:

The Irrigation Operations and Maintenance program manages water resources on Indian lands. Activities include operation, maintenance, and rehabilitation of irrigation infrastructures in accordance with accepted industry standards. A substantial portion of the budget request is comprised of payments required by established legal directives. These payments are made to both revenue-generating irrigation projects and to a number of smaller irrigation systems. The program also provides reimbursement to the BOR for water storage costs on behalf of the tribes served; continued delivery of water by and to irrigation systems as required by law, court order, or contractual agreement; and proportionate cost-share payments legally required to be made to Indian projects that are a part of, or adjacent to, non-Indian irrigation facilities. The program also provides funding for operation and maintenance needs on the Navajo Indian Irrigation Project for the Gallegos Pumping Plant, the three minor pumping plants, and the Pinabete substation.

The following table illustrates the allocation of funding dollars in thousands for the noted fiscal years:

Irrigation O&M Funding Distribution	FY 2018 Actual	FY 2019 Estimate
Court Orders and Legislated Requirements		
Ft. Hall Indian Irrigation Project, Idaho	734	734
Ft. Hall - Michaud & Minor Units, Idaho	280	280
San Carlos Irrigation Project - Indian Works, Arizona	4,082	4,082
Gila River Water Commissioner, Arizona	0	0
Navajo Indian Irrigation Project, Arizona	5,500	5,500
Uintah Indian Irrigation Project, Utah	261	261
Pyramid Lake, Nevada	0	0
Middle Rio Grande Pueblos, New Mexico	1,100	1,100
Middle Rio Grande Designated Engineer	150	150
Total Court Orders and Legislated Requirements	12,107	12,107
Water Storage (Bureau of Reclamation)		
Wapato Indian Irrigation Project, Washington	700	700
Fresno Dam for Fort Belknap Indian Irrigation Project, Montana	37	37
Total Water Storage (Bureau of Reclamation)	737	737
Contracts (Contractual Carriage and OM&R Agreements)		
Tongue River Water Users Association, Montana	31	31
Two Leggins/Bozeman Trail Drainage Assn., Montana	9	9
Newlands/Fallon Irrigation District, Nevada	277	277
Coachella Valley Water District, California	70	70
Pojaque Valley Water District, New Mexico	47	47
Pine River Irrigation District, Colorado	44	44
Total Contracts (Contractual Carriage and OM&R)	478	478
Total Irrigation O&M Mandatory Payments	13,322	13,322
Irrigation O&M Support Contracts and Rehabilitation		
Irrigation O&M Support Contracts and Rehabilitation	612	612
Last Chance Ditch Company, City of Escondido	0	0
Walker River Irrigation Project	75	75
Total Irrigation O&M Support Contracts & Rehabilitation	687	687
Total Costs	14,009	14,009

Subactivity - Rights Protection Implementation (FY 2020: \$40,231,000):

Program Overview:

The Rights Protection Implementation (RPI) program supports the implementation of Federal court actions. These cases recognize and protect court decisions and orders implemented through this program including U.S. v. Washington, U.S. v. Michigan, Lac Courte Oreilles v. Voigt, U.S. v. Oregon, Minnesota v. Mille Lacs and Grand Portage v. Minnesota. In addition, this program supports the implementation of

the US/Canada Pacific Salmon Treaty (PST) and reserved treaty rights to hunt, fish, and gather within and without reservation territories. These rights apply beyond particular reservation boundaries and are shared among multiple tribes. Therefore, they have intertribal co-management implications as well as implications for management with other jurisdictions.

The goal of this program is to ensure compliance with Federal court orders by assisting in implementing effective tribal self-regulatory and co-management systems. Contract agreements are designed to assure proper regulation and management of off-reservation fish, wildlife, shellfish, and plant gathering activities, provide conservation enforcement, and perform the necessary assessment and habitat protection activities that help ensure abundant and healthy populations of ceded territory resources. The benefits of these programs accrue not only to tribes, but to the wider communities as well, because protection and enhancement of ceded territory natural resources and their habitats benefit all users of those resources. In particular, there are 49 tribes whose off-reservation hunting, fishing, and gathering rights in the Pacific Northwest and Great Lakes regions are supported by this program. Five umbrella intertribal organizations assist the tribes in implementing relevant court orders and carrying out co-management responsibilities.

Rights Protection Implementation Distributions		
Program	FY 2017 Enacted	FY 2018 Enacted
Western Washington (Boldt Decision)	10,004	10,676
Washington State Timber Fish & Wildlife	3,207	3,423
Columbia River Fisheries Mgmt	5,381	5,742
U.S. Canada Pacific Salmon Treaty	5,017	5,355
Salmon Marking	1,252	1,337
Great Lakes Area Resource Mgmt	6,581	7,024
Chippewa/Ottawa Resource Authority	4,749	5,069
Chippewa/Ottawa Treaty Fisheries	[2,849]	[3,041]
Chippewa/Ottawa Inland Consent Decree	[1,900]	[2,028]
1854 Treaty Authority	970	1,035
Evaluation and Research Activities - Climate	2,000	0
Youth Program Initiatives	500	500
Total	39,661	40,161

*Allocations for 2019 have not been determined and 2020 allocation will be made after Congressional Action.

The RPI program supports the implementation of Federal court orders that resulted from decisions in complex, off-reservation treaty rights litigation. Indian Affairs monitors and provides technical assistance annually for 49 rights protection contracts and compacts. This program ensures compliance by implementing treaty related effective tribal self-regulatory and co-management systems.

This program is carried out by tribes and tribal organizations according to individual needs in fulfilling their treaty rights. This varies from tribe to tribe, so there are no across-the-board performance measures for the program. Below, is information regarding results from the various activities carried out by these organizations.

Great Lakes Area Resources Management - Program Overview:

This program is contracted through a mature contract with the Great Lakes Indian Fish and Wildlife Commission (Commission) and its eleven member tribes in Wisconsin, Minnesota, and Michigan. For over 25 years, Rights Protection Implementation funding has been provided to the Commission to fulfill treaty obligations and associated Federal court orders. Funding for this program fulfills a portion of the United States' obligations as a signatory to the Treaties of 1836, 1837, 1842, and 1854 and furthers the United States' policy to foster and support tribal self-governance and self-determination.

This program ensures compliance with Federal court orders, intergovernmental agreements and tribal conservation codes that recognize and implement off-reservation treaty guaranteed hunting, fishing and gathering activities on behalf of the Commission's member tribes. These orders and agreements include, among others, *Lac Courte Oreilles v. Wisconsin* (and related cases), *Minnesota v. Mille Lacs* (and related cases), and *Memorandum of Understanding Regarding Tribal USDA Forest Service Relations on National Forest Lands Within the Territories Ceded in Treaties 1836, 1837, and 1842*. They require that the tribes implement effective self-regulatory systems that include: biological and population monitoring and harvest reporting, the establishment and enforcement of regulations governing harvest activities, judicial forums for the adjudication of alleged violations, and data-sharing and co-management activities with Federal and State agencies. Except as specifically requested by the Bad River or Red Cliff tribes, this program does not address their fishing rights in Lake Superior that were affirmed in the *Treaty of 1854* and subsequently the *State v. Gurnoe* case and that are implemented pursuant to specific agreements between the tribes and the State of Wisconsin.

The Commission's primary service area consists of 45,500 square miles of treaty ceded territory in the northern third of Wisconsin, east-central Minnesota, and Michigan's Upper Peninsula, as well as 15,000 square miles in western Lake Superior. Demand for the Commission's services across these ceded territories is increasing, with increased needs for harvest monitoring and enforcement as more tribal members strive to meet their needs through hunting, fishing and gathering activities. In addition, interjurisdictional management demands are increasing because of management challenges like land use change and invasive species that are increasingly transcending jurisdictional boundaries. Finally, the Commission strives to connect with tribal youth and help provide opportunities to be outdoors, learn traditional skills through intergenerational teaching, and gain access to traditional foods as part of a healthy diet.

Great Lakes Intertribal Fish and Wildlife Commission (GLIFWC) Accomplishments:

Omashkooz co-management results in a new harvest opportunity for Wisconsin state and tribal hunters - Omashkooz (Eastern elk, *Cervus elaphus canadensis*) is a native species and was regularly hunted in portions of the 1837 and 1842 Chippewa ceded territories – areas that would later become the Wisconsin counties of Bayfield, Ashland and Sawyer. It is estimated that the last elk in Wisconsin disappeared around 1868.

As part of the restoration effort, GLIFWC worked with the Wisconsin Department of Natural Resources to complete and publish a Wisconsin Elk Habitat Suitability Analysis. That analysis utilized Geographic Information Systems (GIS) to analyze biological and social factors to provide guidelines for elk

reintroduction and co-management strategies. It provided guidance to the various agencies to locate translocated elk from Michigan.

In 1995, 25 elk were released into the Chequamegon National Forest near Clam Lake following a welcoming song and pipe ceremony by Eugene Begay, a Lac Courte Oreilles Chippewa spiritual leader. The WIDNR, IS Forest Service (USFS) and GLIFWC have collaborated over the ensuing years to foster and enhance the elk population. Populations were monitored, augmented with elk from Kentucky and moved around the elk range in order to increase the size and genetic diversity of the elk population.



Now, a quarter century after those first wild elk were reintroduced, and after the extensive efforts of the elk team, the herd has grown to a level that allows a bull-only hunting season. During the fall of 2018, hunters had an opportunity to harvest elk in the Wisconsin ceded territories, thanks to the cooperative efforts of tribes, GLIFWC, the Wisconsin DNR, the US Forest Service and the Rocky Mountain Elk Foundation.

GLIFWC expands *waabeshshi* (American Marten) research with partners in the Apostle Islands National Park - American marten (*Martes americana*, or *waabeshshi* (Ojibwe)) were present in



Wisconsin prior to European settlement and distributed throughout the 1836, 1837, 1842 and 1854 Chippewa ceded territories. Unregulated trapping and habitat destruction reduced marten numbers by the early 1900's and the last native marten disappeared from Wisconsin by 1925. Martens were classified as a Wisconsin state-endangered species in 1972 and classified as a tribally endangered species in 1990. Waabeshshi is a clan animal for the Ojibwe people, the village protectors and providers. Martens are identified by the USFS as a management indicator species. For all of these reasons, martens are worthy of protection and enhancement.

The first reintroduction effort occurred in the 1950s when 10 martens were released on Stockton Island in the Apostle Islands National Lakeshore. This small population apparently failed to persist and the effort was considered unsuccessful until 2010 when photographic evidence of martens on the Apostle Islands was collected. Since then, further evidence, including photographs, scat and hair, of martens have been discovered on six of the islands. The source of these martens is unknown but subject to current collaborative research among GLIFWC, UW-Madison and the Apostle Islands National Lakeshore.

GLIFWC is collaborating with Federal, State, and tribal natural resource agencies along with educational institutions to monitor marten distribution and collect and analyze DNA samples. There are several monitoring projects underway and project partners include the Apostle Island National Lakeshore, Wisconsin Department of Natural Resources, Red Cliff Treaty Natural Resource Office, Bayfield High School, Northland College and University of Wisconsin- Madison.

U.S. Forest Service/Tribal partnership integrates Traditional Ecological Knowledge (TEK) into adaptive management to protect wiigwasi (birch) resources - As GLIFWC began implementing off-reservation gathering rights in the early 1990s, it developed a relationship with the U.S. Department of Agriculture's USFS arising out of a mutual concern for natural resources and habitats that sustain them. Forgoing a legal battle, the two governmental bodies elected to negotiate a framework by which those rights would be acknowledged, interpreted and implemented. After six years of consultation, the *Memorandum of Understanding (MOU) Regarding Tribal – USDA-Forest Service Relations on National Forest Lands Within the Territories Ceded in Treaties of 1836, 1837 and 1842* was ratified by all 11 GLIFWC member tribes and by the USFS's Eastern Region, Law Enforcement and Investigation Branch, and North Central Research Station. The MOU recognizes and implements treaty-guaranteed hunting, fishing and gathering rights in ceded territories within four National Forests under tribal regulations and establishes a consensus-based consultation process for National Forest management decisions that affect treaty rights. Specifically, the MOU establishes: (1) a framework for a collaborative government-to-government relationship based on consistent and timely communication and tribal participation in National Forest management through a joint Technical Working Group; (2) a mutually agreeable set of regulations enacted by the tribes for regulating the exercise of treaty gathering rights; and (3) a shared goal of protecting, managing and enhancing ecosystems that support the natural resources subject to the tribes' treaty rights.

This cooperative framework has resulted in many activities involved in paper birch management including: an inventory of birch in the ceded territories; a publication integrating Ojibwe Traditional Ecological Knowledge (TEK) into scientific research (i.e. Emery, M. R., A. Wrobel, M. H. Hansen, M. Dockery, W. K. Moser, K. J. Stark, and J. H. Gilbert. 2014): using traditional ecological knowledge as a basis for targeted forest inventories; paper birch in the US Great Lakes Region (*Journal of Forestry* 112(2):207-214.); and using this knowledge to establish adaptive management strategies to protect and enhance birch populations.

The increasing demand for birch saplings for home/business décor has led to the harvesting of young birch in certain parts of the ceded territories that threatens the recruitment of mature birch for the purposes of traditional canoe building and other crafts. Tribes and the USFS are concerned that the overharvest of young birch for the décor industry may have lasting impacts on birch populations throughout the ceded territories as well as the availability of birch for future generations.

Paper birch (wiigwasi - mitig/*Betula papyrifera*) and yellow birch tree (wiinzik/*Betula alleghaniensis*) are culturally- significant species and used by the Ojibwe as medicine, building material and for the creation of countless forms of craft and art.



In response to these concerns, the Voigt Intertribal Task Force took action to limit the harvest of young birch in an effort to reduce harvest pressures on this culturally valuable resource and has collaborated with other agencies to adopt appropriate regulations for birch harvesters. Pursuant to tribal regulations, tribal members are limited to gathering no more than five birch poles per year under a general gathering permit. Under the MOU, GLIFWC conservation enforcement officers worked with National Forest Law Enforcement Officers to improve community awareness of the regulation change and enforce the new regulations.

Columbia River Inter-Tribal Fish Commission:

Columbia River Inter-Tribal Fish Commission (CRITFC), formed in 1977, is recognized as a global leader in protecting and restoring treaty-based fisheries and implementing cost-effective management strategies. We are committed to our comprehensive management plan, *Wy-Kan-Ush-Mi Wa-Kish-Wit* “The Spirit of the Salmon.”

Key Department and Functions

Fisheries Management & Science

The CRITFC tribes are leaders in fisheries restoration and management working with state, federal and private entities to halt the decline of salmon, lamprey and sturgeon populations and rebuild them to levels that support ceremonial, subsistence and commercial harvests. To achieve these objectives, the tribes’ actions emphasize ‘gravel-to-gravel’ management including supplementation of natural stocks, healthy watersheds and collaborative efforts.

Inter-Tribal Fisheries Enforcement

CRITFC’s Enforcement Department patrols 150 miles of the Columbia River, including its shorelines in Oregon and Washington. In this area we are the primary provider of enforcement services at 31 Fishing Access sites developed pursuant to PL87-14 and PL100-581 for use by treaty fishers from the Commission’s four-member tribes, Yakama, Umatilla, Warm Springs, and Nez Perce. CRITFC’s officers have obtained BIA Special Law Enforcement Commissions to aid their efforts protecting and serving tribal members and federal trust properties along the Columbia River.

Watershed & Public Outreach

The Watershed Department has a lead role, in coordination with the tribes, in the implementation and integration of the Tribal Salmon Restoration Plan or *Wy-Kan-Ush-Mi Wa-Kish-Wit* (Spirit of the Salmon) through work on salmon restoration activities at the watershed and basin level. The Department is responsible for providing inter-tribal coordination, planning and support on regional salmon related issues by coordinating strategies, responding to emerging issues, implementing the Tribal Workforce Development Program, and providing outreach on Commission priorities, the nature of treaty rights, sovereignty, tribal culture and values, and salmon restoration and related natural resource issues. The Department also provides technical and policy-level assistance in the planning, funding, implementing,

tracking and publicizing of tribal watershed protection, fish production and health, water quality, climate change and habitat restoration activities in the Columbia Basin.

Fishing Site Maintenance

The Fishing Site Maintenance Department is for In-lieu and Treaty Fishing Access Sites (TFAS) operations & maintenance. The department's purpose is to provide and support the operational infrastructure of the In-Lieu and TFAS to meet the organization's goals.

Key long-term goals:

1. Restore anadromous fishes to the rivers and streams that support the historical, cultural and economic practices of the tribes;
2. Emphasize strategies that rely on natural production and healthy river systems to achieve this goal;
3. Protect tribal sovereignty and treaty rights; and
4. Reclaim the anadromous fish resource and the environment on which it depends for future generations.

Chippewa-Ottawa Resource Authority (CORA):

The five Tribes that make up CORA are as follows... Bay Mills Indian Community, Grand Traverse Band of Ottawa and Chippewa Indians, Little River Band of Ottawa Indians, Little Traverse Bay Bands of Odawa Indians, and Sault Ste. Marie Tribe of Chippewa Indians. Through CORA, these five member tribes engage in a total of 45 inter-agency and/or inter-governmental memberships involving fisheries or environmental management.

In order to sustain the Great Lakes fisheries, CORA tribes produce approximately 1.6 million fingerlings annually in their fish hatcheries. Most of the fish produced from these hatcheries are Walleye but Lake Herring and Lake Sturgeon are also produced.

Licensing and Harvest Registration: Hunting/fishing permits and tags were issued for species such as Deer, Bear, Elk, Walleye, and Sturgeon. Grand Traverse and Little Traverse issued approximately 1,000 permits each. Sault Ste. Marie tribe issued over 50,000 licenses for hunting and fishing. In 2017, almost 5,000 harvest reports were filed.

Northwest Intertribal Fisheries Commission (NWIFC):

The Northwest Indian Fisheries Commission (NWIFC) is a natural resources management support organization for the western Washington Indian tribes with treaty-reserved fishing, hunting and gathering rights. The NWIFC receives its policy and programmatic direction from its 20 member tribes.

NWIFC Fisheries Services:

The NWIFC Fisheries Services provides a wide array of programs and services that directly assist tribal participation in numerous fishery management planning and implementation processes. These activities include:

- Assisting the tribes with annual implementation of the Puget Sound Salmon Management, *Hoh v. Baldrige*, and Steelhead Management Plans.
- Providing technical and modeling services and policy analysis and coordination to tribes during the pre-season planning for the North of Falcon (NOF) process, including the coordination and participation in the development of a new Chinook model.
- Assisting tribes with conducting post-season reviews and assessment of the status of fisheries.
- Facilitated tribal/state co-management meetings that establish annual work plans, schedules, and priorities for improving harvest management.
- Assisting National Marine Fisheries Service (NMFS) and United States Fish and Wildlife Service (USFWS) with National Environmental Policy Act (NEPA) review associated with Federal agency consultation on harvest and recovery plans. Work included technical analyses on population status, harvest management strategies and recovery actions for tribal fishery resources, as well as coordinating tribal involvement in consultations to authorize harvest plans for Puget Sound Chinook, steelhead, and Hood Canal summer chum.
- Providing technical assistance to the Pacific Fisheries Management Council (PFMC) tribal representative and to other member tribes participating in the PFMC processes established by the Magnuson-Stevens Act. Work included developing pre-meeting briefings, staff support at all meetings, and post-PFMC meeting support.
- Providing technical and policy support to tribal participants in the Pacific Salmon Commission process including the Fraser and Southern Panels, as well as ongoing discussions related to renewal of the Pacific Salmon Treaty (PST).
- Coordinating the Tribal Fisherman Identification, Tribal Buyer, and Vessel Registration Program, as well as maintained the Treaty Indian Catch Monitoring Program.
- Providing in-season management, coordination, facilitation, and technical assistance to the participating tribes to address tribal shellfish management issues.
- Providing review and analysis of recent research on the burgeoning pinniped population and its impacts to tribal fisheries, and salmon and Southern Resident Killer Whale (Orca) recovery. Supported tribal coordination with State and Federal agencies related to pinniped management under the Marine Mammal Protection Act.

NWIFC Hatchery Program:

The NWIFC Hatchery Program is designed to support the member tribes' hatchery operations. The NWIFC provides technical assistance and other direct services to ensure tribal hatcheries operate as effectively and efficient as possible. NWIFC Hatchery Program activities include:


- Providing trailer facilities, supervisors and in some cases tagging crews to conduct Coded Wire Tag (CWT) and fin clipping operations at tribal hatcheries.
- Coordinating CWT sampling efforts at tribal hatcheries.
- Developing software and a barcode system for more efficient data management of CWT recovery data.

- Coordinating and maintaining the PST Indicator Stock Tagging and Recovery Program, including tagging and coordination of the hatchery rack sampling of PST indicator stocks and meeting the agreed levels of mass marking and double-index tagging at tribal facilities.
- Maintaining the HATPRO software product and provided assistance and training that meets the needs of Tribal Enhancement Biologists.
- Representing member tribes on the Pacific States Marine Fisheries Commission (PSFMC) Mark Committee and other forums dealing with inter-agency hatchery data coordination and fish marking issues.
- Assisting tribes in hatchery program modifications to address wild stock management objectives and Endangered Species Act (ESA) requirements, including review of tribal hatchery and genetic management plans.

NWIFC Tribal Fish Health Center:

The Tribal Fish Health Center (TFHC) provides fish health services to the western Washington treaty tribes. TFHC activities include:

- Processing hundreds of TFHC health cases. A case represents a group of fish from a tribal hatchery or wild population that was examined by a TFHC pathologist for the purpose of assessing their overall health. In many of these cases, laboratory assays were run to test for fish pathogens.
- Conducting juvenile and adult health inspections that are required in the Co-Managers' Salmonid Disease Control Policy on fish stocks that are reared at, or being transferred to, tribal hatchery facilities.
- Providing professional veterinary services to tribal hatchery facilities including prescriptive drug therapy. This service ensured that all prescribed drugs were applied safely and efficaciously and that their use was in compliance with State and Federal laws and adhered to veterinary ethics.
- Producing vaccines that are used to bath vaccinate over 5 million juvenile salmon against two bacterial diseases (Vibriosis and Enteric Redmouth Disease). Vaccines provide a low-cost method of using the fish's natural immune system to provide protection and reduce the use of antibiotics to control these diseases at tribal hatcheries.
- Facilitating intergovernmental communications between tribes and other agencies on fish health and fish culture related issues. This includes ongoing review and development of the co-managers disease policy.
- Providing continuing education workshop for tribal hatchery.



NWIFC Information and Education Services:

Information and Education Services (IES) is an information clearinghouse on natural resource issues important to western Washington treaty tribes. IES also works with State and Federal agencies,

organizations and the public in cooperative information and education efforts regarding natural resource issues important to tribes. IES activities include:

- Providing ongoing support to develop a book of history on *U.S. v. Washington*.
- Producing and distributing monthly/quarterly NWIFC internal tribal newsletters, special reports, annual reports, brochures and other materials, as well as Fish Tales and the NWIFC employee newsletter and the NWIFC Chair monthly column.
- Facilitating efforts to educate the public via schools and organizations (tribal and non-tribal) about northwest treaty rights, and the role of tribes in natural resource management.
- Developing content, managing and ensuring maintenance of NWIFC website and Northwest Treaty Tribes website to educate audiences about tribal natural resource management activities, issues and perspectives.
- Participating in cooperative efforts and inter-organizational communication with tribal and non-tribal governments, and also non-governmental entities.
- Continuing to develop and maintain a comprehensive collection of materials related to the history of *U.S. v. Washington*, the NWIFC and tribal natural resources management.

NWIFC Habitat Services:

The NWIFC Habitat Services supports tribal habitat recovery and protection priorities by providing tribes with policy assistance and technical support on a wide array of issues and through numerous venues. NWIFC Habitat Services activities include:

- Providing policy and technical support, coordination, analysis, representation, and information dissemination to tribes regarding forest practices on state and private lands. This work includes quarterly tribal technical and policy meetings to discuss issues related to the forest practices Habitat Conservation Plan (HCP).
- NWIFC staff provides scientific expertise, participation, coordination and review of all Forest Practices committee meetings (Cooperative Monitoring, Evaluation, and Research (CMER), Timber/Fish/Wildlife Policy, and Forest Practices Board) and proposed actions.
- Habitat protection and restoration are essential for recovery of wild salmon in western Washington. Tribes are taking action to recover salmon in each watershed, and have restored thousands of miles of habitat.

NWIFC Wildlife Program:

The NWIFC wildlife program provides coordination and support services to its member tribes on a variety of wildlife management issues and projects.

1854 Treaty Authority: Program Overview:

Contract agreements with the 1854 Treaty Authority and its member tribes in Minnesota facilitate resource management activities required by Federal court rulings and associated tribal-state agreements resulting from *Grand Portage v. Minnesota*.

The 1854 Treaty Authority is an inter-tribal natural resource management organization that manages the off-reservation hunting, fishing and gathering rights of the Bois Forte Band of Chippewa and Grand Portage Band of Lake Superior Chippewa in the territory ceded under the Treaty of 1854. The 1854 Ceded Territory contains approximately 6,400,000 total acres. The land and water base includes: forested: 4,000,000 acres, lakes: 500,000 acres, wetlands: 75,000 acres, Lake Superior 1,400,000 acres, other uses: 425,000 acres.

Pacific Salmon Treaty (PST) Program Overview:

The Pacific Salmon Treaty (PST) of 1985 establishes fishing regimes from Southeast Alaska to the Oregon Coast. Regimes are set consistent with the allocation and conservation principles of Federal treaty fishing right cases (*US v. Washington* and *US v Oregon*). Tribal policy representatives sit on the Pacific Salmon Commission (PSC) and the Southern and Fraser panels. Tribal representatives serve on the technical committees, which provide information to the panels and the PSC.

In 2018, the PSC completed negotiations for revised fishing regimes for Chinook, Coho, and Chum. The revised fishing regimes will be in place for the next ten years. RPI funding allows the 25 tribes named in the Pacific Salmon Treaty Act of 1985 to participate in the policy and technical processes associated with the negotiation and implementation of the Annex Chapters of the PST. These activities include the PSC Tribal Caucus, which provides a forum for policy and technical input to the Tribal Commissioners and Panel Members. RPI funding also assists the tribes in collecting the field data necessary to implement the PST. In 2019, tribal representatives will play key roles in the negotiation on the Fraser River Chapter to the PST.

Subactivity - Tribal Management/Development Program (FY 2020: \$11,162,000; FTE: 2):

Program Overview:

Individual tribes have jurisdiction over hunting and fishing activities on trust lands, and the Tribal Management/Development Program (TMDP) supports tribal self-determination by allowing tribal management of fish and game programs on Indian reservations. The program activities implemented under TMDP are not court ordered but provide a means for tribes to prioritize and implement natural resource management activities for their communities.

Contract agreements are executed with individual fish and wildlife resource tribes to accomplish management objectives. Tribes administer programs that contribute significantly towards economic development and meet the growing national demand for outdoor recreation and tourism. These programs ensure the protection of millions of acres of habitat necessary for the conservation of fish, wildlife, and plant resources.

All management objectives are set by the respective tribal governments; IA monitors contract agreements for each tribe to ensure program compliance and the appropriate use of funds. The established tribal programs funded through the Tribal Management Development Program are listed as follows:

TMDP Core Programs

Alaska Native Subsistence Program - Funds support IA's role in the Federal Subsistence Management Program in implementing Title VIII of the Alaska National Interest Land Conservation Act (ANILCA).

Tribal Fish & Game Projects - This program provided base funding for 26 tribal fish and game management programs and enforcement of tribal fish and wildlife codes through acquisition of conservation law enforcement officers. The development and enforcement of fish and game codes is the cornerstone of fish and wildlife management, and tribal lands provide an important component of fish and wildlife habitats across the larger landscape. These funds allow tribes to manage habitat and fish and wildlife resources while also collaborating with adjoining land managers to accomplish landscape level management needs.

Native American Fish & Wildlife Society - For more than 35 years, the Native American Fish & Wildlife Society (NAFWS), a non-profit, has addressed needs of its 225 member tribes; directly, through conferences, training, youth education, and indirectly; through ongoing support of, and providing venues for government consultations, discussions, and by participating with innovative projects and initiatives in Indian Country. Through its years of assisting tribal efforts to build capacity and services, the NAFWS enriches tribes through its mission: Assisting Native American and Alaska Native tribes with conserving, protecting, and enhancing their fish, wildlife, habitat, and cultural resources.



Mexican Wolf Tribal Youth Conservation Program interns from the White Mountain Apache tribe present a session at the 2018 NAFWS SW Regional Conference.

Lake Roosevelt - Provides funds for the Confederated Tribes of the Colville Reservation and the Spokane Tribe of Indians as part of a Memorandum of Understanding (MOU) to conduct law

enforcement and safety patrols along over 150 miles of the shoreline of Lake Roosevelt, in north central Washington State.



Upper Columbia United Tribes (UCUT) - The UCUT is comprised of the Coeur d'Alene Tribe, Colville Confederated Tribes, Kalispel Tribe of Indians, Kootenai Tribe of Idaho, and the Spokane Tribe of Indians. The UCUT continues its mission to serve its member tribes' needs and interests by coordinating and uniting fish and wildlife mitigation and restoration work, and developing and participating in efficient local, regional, national and international partnerships and cooperative relationships that result in direct on-the-ground implementation of efficient and cost-effective

projects. The UCUT perform essential government functions to facilitate federal trust responsibilities concerning the use, protection and restoration of public resources, with significant benefits provided to regional economies across the Northwest.

The UCUT represents nearly 20,000 enrolled tribal members and has management authority and responsibility over approximately 2 million acres of reservation land, 14 million acres of aboriginal territories, over 500 miles of navigable waterways, 40 interior lakes, and 30 dams and reservoirs. The natural resources managed by the UCUT yields millions of dollars annually to the fishing, hunting, forestry, and recreation economies in North Idaho and Eastern Washington. TMDP funding supports collaborative involvement of the UCUT member tribes in fish and wildlife habitat improvement efforts, partnership on fish passage efforts, shared harvest opportunities, gathering cultural plants and cultural education/activities. The UCUT is engaged in the Columbia River Treaty (Treaty) to develop a goal of modernizing the Treaty to further ensure a comprehensive river health system throughout the Columbia River Basin watershed. The UCUT assist in canoe journey activities on the Columbia River as well as the community-based harvest of culturally significant plants in the UCUT region. The UCUT unite for the protection, preservation, and enhancement of their rights, sovereignty, culture, fish, water, wildlife and habitat for the benefit of all.

Lake Superior Co-management of Wisconsin Waters (LSCMWW) - Tribal commercial fishing in Wisconsin waters of Lake Superior under the Treaty of 1842 (7 Stat. 591) and Treaty of 1854 (10 Stat.1109) with the Chippewa was affirmed in *State v. Gurnoe*, 53 Wis. 2d 390 (1972), which dismissed state prosecution against tribal fishermen and initiated the current system of tribal self-regulation. The US District Court for the Western District of WI also dismissed allegations from state prosecutors against tribal fishermen in *US v. Peterson*, 82CR70U (1984), in light of the regulatory provisions contained in the Lake Superior Fishing Agreement, first adopted in 1981, between the Red Cliff and Bad River Tribes and State of WI. Prior to and since the Federal court's decision in *US v. Peterson*, the tribes have maintained sovereign rights to regulate Treaty harvest and cooperatively manage the Lake Superior fishery through subsequent renditions of the agreement in 1991, 1995, 2005, and 2018. LSCMWW has not been included in funding allocated to the Great Lakes intertribal organizations as off-reservation harvest in Lake Superior was stipulated out of the Voigt Decision in 1985.

Inter-Tribal Buffalo Council (ITBC) - The ITBC provides trust asset support for the tribal Yellowstone Bison Management program, and the Yellowstone Bison Quarantine program; fulfills agency participation in the DOI Bison Management work group in support of the DOI Bison Leadership Committee; and assists Yellowstone National Park Bison management participation by the Inter-Tribal Bison Council.



The ITBC also provides technical assistance and services to the 66 member tribes, including those participating in the Yellowstone Bison Quarantine program. The funding also helps to facilitate the transfer of bison from the Federal parks and refuges to the tribes.

ITBC also awards and monitors “herd development” grant proposals received from the member tribes. The grant proposals assist in developing, maintaining and managing tribal herds throughout Indian Country.

Wetlands/Waterfowl Management (Circle of Flight) - The Circle of Flight program is the Midwest Region’s waterfowl and wetland enhancement program. Up to 39 federally recognized tribal entities are eligible to participate in this program including the Great Lakes Indian Fish and Wildlife Commission and the 1854 Treaty Authority. Tribes in the Midwest Region have a land base of almost 62 million acres comprising of reservations and treaty-ceded territories including almost five million acres of wetlands.

The Circle of Flight program supports tribal wetland rehabilitation, waterfowl habitat enhancement, and wild rice production projects on Indian Lands and ceded territories in the States of Minnesota, Wisconsin, and Michigan. Improved tribal wetland habitats support local wildlife populations, increased habitat availability for tens of thousands of additional ducks and geese in spring and fall migrations, expanded hunting opportunities for tribal members and the general public, economic development possibilities for tribes and offer enhanced wild rice gathering opportunities that are essential for maintaining tribal life-ways. Wild rice is a cornerstone resource that strengthens tribal culture and wildlife habitat. Tribes effectively manage over 200,000 acres of natural wild rice beds and, in the process, provide significant waterfowl feeding and nesting areas that are unique to the Midwest Region.

Funding for this program supports large-scale enhancement efforts across tribal lands and strong working relationships among tribes and Federal, State, and local natural resource management agencies. Tribal management activities under this program increase habitat availability and utility to waterfowl that often have immediate and quantifiable affects. Circle of Flight funding has been used to complete a number of important habitat enhancement projects that support large numbers of wetland dependent species used by tribal members for culturally important activities.

Chugach Regional Resource Commission - The Chugach Regional Resources Commission (CRRC) is a tribal non-profit consortium comprised of the seven Alaska tribal governments located within Alaska's Chugach Native Region in south central Alaska. CRRC has been working with its member tribes for over 30 years in natural resource management and development. These include the Nanwalek Indian Reorganization Act (IRA) Council, Port Graham Village Council, Chenega IRA Council, Tatitlek IRA,

Native Village of Eyak, the Qutekcak Native Tribe, and the Valdez Native Tribe. The success of these programs from both an economic and a social standpoint have made them an integral part of overall tribal development.

Salmon and Steelhead Habitat Inventory and Assessment Program - In 1995, the Northwest Indian Fisheries Commission (NWIFC) and the State of Washington established the Salmon and Steelhead Habitat Inventory and Assessment Program (SSHIAP) as a partnership-based information sharing project. SSHIAP provides data management, sharing, and analysis on freshwater, marine, and nearshore habitat, and salmonid stock distribution within Washington State. The goal of SSHIAP is to advance the understanding of salmon and steelhead habitat by promoting the development, acquisition, dissemination, and delivery of key habitat information to resource managers, researchers, and policy makers. SSHIAP organizes data utilizing a geographic information system (GIS) that allows for local watershed and regional scale analysis. This analysis assists the co-managers of the State of Washington by identifying salmonid habitat protection and restoration efforts, and track status and trends in habitat conditions over time. GIS enhances the ability of SSHIAP to integrate and analyze habitat information acquired from a wide variety of sources.

Much work has been accomplished since SSHIAP began, including completion of routed hydro-layer in western Washington attributed with gradient, confinement, habitat type, fish distribution, migration barriers and more. SSHIAP continues to evolve into a modern spatial data management, analysis and sharing system and has been used for a variety of projects including prioritizing salmon restoration projects for the Washington State's Salmon Recovery Funding Board (SRFB), several Timber, Fish and Wildlife (TFW) watershed analyses, salmon life history modeling exercises such as Comprehensive Coho and EDT model, nearshore mapping and “change analysis” efforts with the Puget Sound Partnership, the development of the Water Quality and Juvenile Migrant Data Exchanges and in 2012 the completion of the State of Our Watersheds Report (<http://maps.nwifc.org:8080/sow2012/>). In addition to providing data through this GIS data management system, SSHIAP staff provides technical support to tribal habitat and natural resource staff on various fronts in their respective regions, from GIS/GPS, to providing review of culvert data, habitat recovery actions, and land use policies that affect the tribes.

SSHIAP is utilizing a web-based interactive map service which enables managers, scientists and the general public to access information about their individual watersheds and the region which surrounds them. Objectives are to document past and present habitat conditions; build a consistent approach to storing and analyzing habitat and monitoring data; assess habitat quantity and quality; assess relationships between stocks and habitat, and recommend integrated protection and restoration strategies.

TMDP Funding Allocations		
Region/Tribe	2017 Enacted	2018 Enacted
Fort Hall	336	336
Nez Perce	309	309
Yakama	635	635
Lake Roosevelt	662	662
Upper Columbia United Tribes	589	589
Salmon and Steelhead Habitat Inventory and Assessment Program	0	355
Ute Mountain	70	69
Zuni	91	91
Bad River	187	187
Great Lakes Tribes	34	34
Lac Courte Oreilles	101	101
Lac Du Flambeau	213	213
Mole Lake	85	85
Red Cliff	264	264
St Croix	97	97
Stockbridge-Munsee	34	34
Circle of Flight	707	707
Lake Superior Co-management of Wisconsin Waters	0	350
Blackfeet	267	267
Crow	38	38
Fort Belknap	64	64
Fort Peck	198	198
Northern Cheyenne	43	42
Wind River	108	108
Hualapai	369	369
Colorado River Tribes	67	67
White Mountain Apache	133	133
San Carlos Apache	73	73
Summit Lake	97	97
Uintah Ouray	36	36
Inter Tribal Buffalo Council	1,393	1,393
Yellowstone Bison	240	240
Native Amer. Fish & Wildlife Society	391	391
Chugach Regional Resource Com	409	348
Alaska Subsistence Adjusted Increase	2,541	2,542
Central Office F&W Projects	130	128
General Increase Funding-Special Projects	255	0
Total TMDP	11,266	11,652

Subactivity - Endangered Species (FY 2020: \$1,001,000):

Program Overview:

This program coordinates IA and tribal responsibilities regarding compliance with the Endangered Species Act (ESA), Pub.L. 93-205, and the related protection and preservation of trust lands and resources. Due to IA oversight authority, tribal projects are subject to Section 7 of the ESA which causes tribal activities to have more restrictions than would be required of private landowners, corporations, or states. For many tribes, trust resources such as timber, water, and fisheries represent the only stable source of income. Funding for the ESA program has enabled IA to supplement the costs associated with meeting the mandates of Section 7 of the ESA on tribal lands, while also allowing tribes to protect, recover, and manage important species, whether afforded protections by Federal or tribal listing processes.

Subactivity - Integrated Resource Info Program (FY 2020: \$1,973,000; FTE: 3):

Program Overview:

The Branch of Geospatial Services (BOGS) is the single geospatial technical center for the IA which operates in conjunction with the Division of Land Titles and Records to deliver accurate, timely and cost-effective Federal land title service to Indian beneficiaries and tribes. This office provides GIS software, training, technical support including geospatial database management, programming and project support. This work is required for land status title mapping and sound management of natural resources on over 10 million acres belonging to individual Indians and 46 million acres held in trust or restricted status for Indian tribes.

The BOGS consists of four main program areas: Extended Services, Geospatial Training, Enterprise License Agreements, and the Geospatial Help Desk. Geographic Information Services (GIS) delivered by BOGS provides tribes, approximately 4,000 tribal members, resources to strengthen their governments, exercise their authority as sovereign nations, enhance the quality of life in tribal communities, and protect and preserve trust lands and trust resources. Through the support by IA, many tribes have been able to expand their use of GIS to enterprise level and use GIS as a tool to be more efficient and self-sufficient. The BOGS is developing new authoritative National Trust Land Boundary data to be shared across DOI, with tribes, and other Federal and state agencies. Partnerships and delivery of this information avoids duplication of efforts between agencies, establishes one authoritative source, eliminates the distribution of inaccurate and misinformation, and improves and increases the delivery of professional trust services. The GIS has the ability to accurately and rapidly translate and graphically display land ownership and encumbrance information from alphanumeric Trust Asset Accounting Management System (TAAMS) data. This data is used to create land status maps, conduct analysis, modeling, reporting, and monitoring and will support the new TAAMS Map Viewer.

Subactivity - Agriculture & Range (FY 2020: \$25,101,000; FTE: 73):

Program Overview:

Agriculture Program (TPA) [\$19,638,000; FTE: 73]:

The Agriculture and Rangeland Management Program promotes multiple use and sustained-yield management on over 46 million acres of trust Indian land dedicated to crop and livestock agriculture. Program responsibilities are carried out by IA agency personnel or by individual tribes through Indian self-determination agreements under Pub.L. 93-638.



Activities include soil and vegetation inventories and noxious weed surveys that provide data to support programmatic and lease/permit-level planning, land-use management decisions, and program review and development. IA staff provides technical assistance to and participates with Indian landowners, tribal governments, and land users to develop, update, and amend land use plans under the principles of sustained-yield and multiple-resource management. The program supports programmatic resource management planning (Integrated and Agricultural Resource Management Plans) which incorporates reservation-level goals for resources and activities designed to meet those goals. Conservation planning for individual leases and permits is also supported where specific land-unit goals, activities, and responsibilities are described. Technical support is provided for the design, engineering, and implementation of cropland and rangeland improvements, such as drainage systems, erosion control, fencing, and livestock water sources. Staff works to secure financial assistance for the implementation of agricultural improvement projects as well. The program also supports a student intern program as required under the American Indian Agriculture Resource Management Act (AIARMA).

Invasive Species [\$5,463,000]:

The noxious weed program provides on-the-ground management and treatment of noxious weeds on trust rangelands. This component provides financial and technical assistance to Bureau agencies, tribes, and tribal entities to implement weed control projects on trust rangelands. Competitive funding criteria emphasize cooperative and integrated weed management, local priority species, and Early Detection/Rapid Response. To extend the reach of program funding and to ensure cooperator

commitment, funding requires a minimum of 50 percent non-program cost-share contribution. The program also provides and supports weed awareness training and research into biological control.

This program also provides for an invasive species program which provides funding to assist tribes in the management, control, and prevention of invasive species threats that occur outside the realm of agricultural operations. This component of the Invasive Species program protects important tribal resources such as fisheries, wildlife, clean water, healthy ecosystems, and forest health, by providing tribes with funding to address invasive species issues on a landscape level, through collaboration or by developing their own management strategies where ongoing efforts do not exist. This funding allows tribes to participate in collaborative and landscape level invasive species management efforts. Funding has allowed tribal participation and leadership in the DOI initiative to prevent invasive mussels from establishing themselves in the uninfected Columbia River Basin.



Regional weed coordinators will continue to work to increase the number of tribes implementing noxious weed management programs and to boost participation in cooperative weed management organizations. The Program will also encourage completion of dedicated noxious weed inventories in order to increase the number of reservations with current noxious weed inventory data needed to support weed management planning and control decisions. Impacts from invasive species occur primarily at a landscape level, and program efforts emphasize support for projects that increase tribal participation in cooperative, stakeholder-driven planning and management efforts to help ensure that tribal issues and solutions become part of resulting management strategies.

Subactivity - Forestry (FY 2020: \$54,759,000; FTE: 172):

Program Overview:

The Forestry Program conducts management on Indian forest land in accordance with sustained yield principles in an effort to develop, maintain, and enhance forest resources. Indian Forestry has a unique standing among Federal land management programs in that the Congress declared the United States has a trust responsibility toward the management of Indian forest lands pursuant to the National Indian Forest Resources Management Act of 1990 (NIFRM) (Pub. L. 101-630, Title III, 104 Stat. 4532). This responsibility extends to the management of Indian forests covering a total of 18.7 million acres, with a commercial timber volume of approximately 42 billion board feet with an annual allowable harvest of 721 million board feet. Indian forests are located on 298 reservations/restricted properties in 26 states.

The IA and tribal forest managers recognize forest and ecosystem health does not stop at the reservation border. Creating resilient, productive forest lands within and adjacent to Indian reservations requires collaboration with Federal, State, and private landowners. The Tribal Forests Protection Act of 2004 (Pub.L. 108-278, 118 Stat. 868) was intended to protect tribal forest assets by authorizing the Secretary of Agriculture and the Secretary of the Interior to enter into agreements or contracts with Indian tribes to carry out projects to protect Indian forest land. New Federal streamlining efforts may better facilitate tribal work with cooperators such as the U.S. Forest Service and the Bureau of Land Management to create larger cross-jurisdictional land management treatments. Planning and executing forest land management activities, including commercial timber sales, that reduce hazardous fuels, improve forest health, create tribal jobs, and help secure consistent regional wood fiber volume commitments from various Federal, state, and private land managers is the best mechanism to gain support infrastructure investments by forest products companies who rely on a steady, dedicated supply stream to insure economic viability.

Forestry Program (TPA) [\$27,840,000; FTE: 137]:

The Forestry Program (TPA) subactivity undertakes forest land management activities on Indian forest land to develop, maintain, and enhance the forest resources in accordance with the principles of sustained yield and with the standards and objectives set forth in forest management plans. This program supports the protection and enhancement of Indian forestland and natural resource assets by assisting tribes with the management of their forests, consistent with tribal goals and objectives identifies in forest management plans or integrated resource management plans.

Continued emphasis will be placed on work associated with the preparation and administration of forest products sales, and the management and technical oversight of those activities. The sale of forest products is a principle trust responsibility and a key source of tribal revenue, tribal employment, and employment of others who benefit from the sale of Indian forest products. Forest products sales support IA efforts to promote self-sustaining communities and healthy and resilient Indian forest resources. The harvesting of forest products is essential to maintain forest health and protect Indian forests and protect Indian forests and communities from wildfire, insect, and disease.



Indian Forest Management Assessment - As required by NIFRMA, the Secretary must ensure that Indian forest land management is independently assessed every 10 years. The next scheduled Indian Forest Management Assessment (IFMAT) meeting is scheduled for 2020. NIFRMA states that Indian Forest Management Assessments shall be national in scope and centered on eight topics of inquiry:

- a) Management practices and funding levels for Indian forest land compared with Federal and private forest lands;
- b) The health and productivity of Indian forest lands;
- c) Staffing patterns of IA and tribal forestry organizations;
- d) Timber sale administration procedures, including accountability for proceeds;
- e) The potential for reducing IA rules and regulations consistent with Federal trust responsibility;
- f) The adequacy of Indian forest land management plans, including their ability to meet tribal needs and priorities (such as harvesting the AAC);
- g) The feasibility of establishing minimum standards for measuring the adequacy of IA forestry programs in fulfilling trust responsibility;
- h) Recommendations of reforms and increased funding levels.

Findings and recommendations developed by the Assessment are used in guiding Indian forest management activities in the future and serve as a principle communication tool in explaining the challenges and opportunities of managing the Indian Timber Trust to the Department, OMB, and Congress.

Forestry Projects [\$26,919,000; FTE: 35]:

This subactivity includes programs such as Forest Development; Forest Management, Inventory and Planning; Woodland Management; and the Timber Harvest Initiative.

Forest Development activities include pre-commercial thinning of overstocked forests, as well as tree planting - both essential post-harvest activities that provide for healthy, vigorous forests, and protect young stands from wildfire, insects, and disease. The thinning of overstocked stands also accelerates growth rates of remaining trees, increases future volume yield, and improves species composition.

Forest Management, Inventory and Planning includes geospatial analysis, measurement of trees and other forest vegetation, determination of tree growth, and documentation of long term trends. It also includes the calculation of the allowable annual cut (annual sustained yield harvest), and the development of environmental compliance documents, forest management plans, and forest histories.

Woodland Management activities occur in forested areas where traditional logging operations are considered uneconomical. However, these areas, such as the pinyon-juniper woodlands of the southwest, have important fuelwood, cultural, spiritual, and traditional characteristics important to tribes. Woodland acres may also include valuable niche market products including beams, vigas, latillas, transplants, and species conducive to the manufacture of specialty woodworking lumber. Indian woodlands encompass over 10 million acres. Treatments in Tribal woodlands include density and stand composition treatments that improve resilience, improved water yield and water quality, control of invasive species, and preserve important plants and animals.

The Timber Harvest Initiative is used to promote the harvest of forest products on reservations that are unable to meet their allowable annual cut. This funding provides additional resources to IA Agencies or tribes to prepare and offer timber sales, and to administer timber sales.

Subactivity - Water Resources (FY 2020: \$10,592,000; FTE: 11):

Program Overview:

Water Resources Program (TPA) [\$4,081,000; FTE: 1]:

The Water Resources Program for Tribal Priority Allocation (TPA) allows tribes and IA regional offices to protect and manage tribal water resources. The program assists in developing and maintaining a managerial environment which ensures tribal water resource programs are conducted in a manner consistent with applicable laws and regulations. Funding supports the administration and management and use of regional water resources appurtenant to tribal and Indian trust lands, including public domain allotments.

Water Management, Planning & Pre-Development [\$6,511,000; FTE: 10]:

The Water Management Planning and Pre-Development (WMPPD) program supports the management, conservation, and utilization of reservation water resources that enhance the quality of life, environment, and economic conditions on all Indian trust lands. Funds are utilized for technical studies and developing with sound economic and conservation principles. The studies and other information may also supply critical information for the Department's Indian water rights settlement negotiation teams.

The program awards funding for projects using BIA's published process (Notice of Revised Instructions for Preparing and Prioritizing Water Program Funding Requests, Federal Register, Vol 70, No. 201, October 19, 2005). Each year under this process, IA solicits funding proposals for eligible projects from tribes and regional offices. A review team evaluates, scores, and prioritizes all proposals. The program funds higher scoring proposals at various levels, subject to the constraints of available funding. Project

funding is one-time funding, but may support objectives that may take multiple years and additional resources to complete.

Additionally, the WMPPD program supports the BIA Water Resources Technician Training Program where students compete nationally to attend a month long concentrated academic training program in the field of hydrology. Upon successful completion of the training, the students qualify to be placed in Water Resources Internship programs throughout the country with Federal and tribal water agencies. They also become eligible as AmeriCorps Interns. This program develops a future workforce able to provide informed water resources management of reservation water resources.



Native Intern Training- University of Arizona, Tucson

In FY 2020, IA is continuing to support the efforts to increase efficient management of the water resources on behalf of the Indian tribes by focusing on collaborative partnerships with Department of Interior sister agencies to expand capacity of projects requested by the tribes.

Subactivity - Fish, Wildlife and Parks (FY 2020: \$14,463,000; FTE: 3):

Program Overview:

This program supports the IA mission of fulfilling Indian trust responsibilities by enabling tribes to meaningfully exercise their treaty fishing, hunting, and gathering rights. The program funds tribal projects in the areas of fisheries management and maintenance, wildlife management, outdoor recreation management, public use management, conservation enforcement, and related fields.

Wildlife & Parks Program (TPA) [\$4,527,000; FTE: 3]:

This program supports the Wildlife and Parks program at the agency or tribal level. Funding is provided to tribes through a local priority setting process determined by the tribe and BIA to fund tribal activities in the areas of fisheries, wildlife, outdoor recreation, tribal youth in natural resources, and public use management, conservation enforcement, and related fields. Activities conducted are determined by tribes, and cover a broad array of diverse fisheries, wildlife, conservation enforcement, public use, habitat management, and related programs. Tribes, through the local priority setting process, will determine any changes in the allocation of annual funding and performance.

Fish, Wildlife & Parks Projects [\$9,936,000]:

Fish Hatchery Operations Program: This funding is provided to fish-producing tribes in support of associated hatching, rearing, and stocking programs. Tribal fish hatchery facilities are provided with base funding for aquaculture and enable cost share/in-kind cooperative work with neighboring tribes, Federal agencies, and state fishery managers. This type of fish production helps achieve mandated fish recovery efforts throughout the Pacific Northwest and Great Lakes states where all tribes in the States of Alaska, Washington, Oregon, California, Idaho, Minnesota, Wisconsin, and Michigan may benefit. The benefits of tribal hatchery production are far ranging and linked to benefits both locally and also to larger markets, including commercial and recreational fishing, tourism, and larger ecosystem benefits. Millions of fish are produced each year, driving tribal employment, subsistence, nutrition of tribal families, and preservation of cultural traditions, recreation, tribal and non-tribal local communities and larger markets and interdependent economies.



Tribes in the Pacific Northwest operate 45 salmon hatcheries and rearing facilities (24 hatcheries, 15 rearing ponds, 4 marine net pens, and two remote site incubators). Salmon and steelhead trout released from tribal hatcheries in the Pacific Northwest benefit Indian and non-Indian commercial and sport fisheries in the U.S. and Canada and help satisfy Indian subsistence and ceremonial needs. The programs at these facilities have different purposes including production for harvest, rebuilding wild stocks, education, and producing fish from wild broodstock to serve as regional indicator stocks for implementing the Pacific Salmon Treaty. These facilities spawn and rear five species of Pacific salmon and steelhead.

Fish Hatchery Maintenance Program: These funds supplement facility maintenance for 88 tribal hatcheries across the nation. Maintenance is necessary to extend the life of the hatcheries and rearing facilities, so tribes can continue their fishery programs. Funding is provided to fish-producing tribes based on an annual ranking of maintenance project proposals received. The ranking factors utilize procedures and criteria in the areas of health and safety, water quality compliance, economic benefits, rights protection, resource enhancement, and providing educational opportunities for tribal youth. Typical projects include: re-lining raceways, replacing water pumps, upgrading alarm systems, fencing, roof and ceiling repair, and rearing tank installation. Funding for projects within this program is distributed on a competitive basis.

Tribal hatcheries continue to play a vital role in supporting tribal fisheries. Hatchery produced salmon now contribute the majority of salmon harvested in all Washington fisheries, both treaty and non-treaty. Therefore, tribal hatcheries are a major contributor to the economic value of Washington's commercial and recreational salmon fisheries. In several cases, the tribal hatcheries are providing the only harvestable salmon and steelhead for the tribe. For the Boldt Case Area tribes these hatcheries are an essential component of the tribes' economies. The production from tribal hatcheries is also harvested by non-tribal commercial and recreational fishermen. In the Great Lakes Region and throughout the rest of the country, recreational opportunities created by the stocking of trout, walleye, and other species provide for tribal subsistence while also attracting sport fishermen to Indian reservations and assisting in the development of reservation economies.

Subactivity - Resource Management Program Oversight (FY 2020: \$6,086,000; FTE:37):

Program Overview:

Natural Resources oversight funds the proper management and administration of the Natural Resources program. Functions include enhancing tribal management of Indian natural resources through the use of resource management plans, conducting annual program reviews, and ensuring compliance with various regulations and requirements related to the management of Indian natural resource trust assets. Emphasis is also focused upon carrying out the reforms outlined in the American Indian Agricultural Resources Management Act, 25 U.S.C. 3701 et seq. (1994) and the implementation of regulations, 25 CFR Parts 162, 166.

Central Oversight [\$1,761,000; FTE: 11]:

This funds the coordination at the BIA Central Office level of all of the natural resources services outlined within this section. It supports a Natural Resources Youth Program Coordination Office to ensure the development and continued efficient operation of the various youth programs outlined within the Natural Resources program lines. Funds are also used to support Natural Resource programs at the field level throughout the year; e.g., provide travel funds to ensure tribal participation at national conferences; provide support for field biologists to assist tribal programs; and support Endangered Species compliance work.

Regional Oversight [\$4,325,000; FTE: 26]:

This funds the coordination of and services performed at the regional office level which support the natural resources services outlined in this section.

Trust – Real Estate Services

Trust – Real Estate Services							
<i>(Dollars in thousands)</i>							
Subactivity Program Element	2018 Enacted	2019 CR	FY 2020				Change from 2019 CR
			Internal Transfers	Fixed Costs	Program Changes	Budget Request	
Trust Services (TPA)	8,486	8,486	-109	29		8,406	-80
<i>FTE</i>	44	43				43	
Navajo-Hopi Settlement Program	1,185	1,185		7		1,192	7
<i>FTE</i>	7	7				7	
Probate (TPA)	12,598	12,598		78		12,676	78
<i>FTE</i>	124	124				124	
Land Title & Records Offices	14,774	14,774	-59	88		14,803	29
<i>FTE</i>	141	141				141	
Real Estate Services	37,716	37,716	-165	202		37,753	37
RES Program (TPA)	34,916	34,916	-165	202		34,953	37
RES Projects	2,800	2,800				2,800	
<i>FTE</i>	294	294				294	
Land Records Improvement	6,945	6,945		3		6,948	3
LRI – Central	4,501	4,501				4,501	
LRI – Regional	2,444	2,444		3		2,447	3
<i>FTE</i>	5	5				5	
Environmental Quality	19,012	19,012	-1	29	-5,600	13,440	-5,572
EQ Program (TPA)	2,822	2,822	-1	11		2,832	10
EQ Projects	16,190	16,190		18	-5,600	10,608	-5,582
<i>FTE</i>	44	44				44	
Alaskan Native Programs	1,470	1,470		1	-770	701	-769
Alaskan Native Programs (TPA)	1,470	1,470		1	-770	701	-769
<i>FTE</i>	5	5			-3	2	-3
Rights Protection	13,435	13,435	-5	22	-1,673	11,779	-1,656
Rights Protection (TPA)	2,050	2,050	-5	15		2,060	10
Water Rights Negotiations/Litigation	9,712	9,712		7		9,719	7
Litigation Support/Attny Fees	1,500	1,500			-1,500		-1,500
Other Indian Rights Protection	173	173			-173		-173
<i>FTE</i>	27	27			-2	25	-2
Trust - Real Estate Services Oversight	14,220	14,220	-5	52		14,267	47
Central Oversight	3,243	3,243		10		3,253	10
Regional Oversight	10,977	10,977	-5	42		11,014	37
<i>FTE</i>	83	83				83	
Total Requirements	129,841	129,841	-344	511	-8,043	121,965	-7,876
<i>FTE</i>	774	773			-5	768	-5

Program Description:

The Trust-Real Estate Services activity manages Indian trust-related information to optimize the efficacy of Indian trust assets.

2020 Activities:

The 2020 request supports:

- The processing of Indian trust-related documents such as land title and records and geospatial data to support land and water resources use, energy development, and protection and restoration of ecosystems and important lands.
- Probate services to determine Indian trust assets including preparing, reviewing and approving an estimated 10,000 new surface and mineral contracts, leases and grants and completing an expected 100 percent of the required annual museum collections inventories.

Justification of 2020 Program Changes:

The 2020 budget request for the Real Estate Services activity is \$121,965,000 and 768 FTE.

Environmental Quality Projects (-\$5,600,000):

The Environmental Quality Project (EQP) will continue to monitor environmental compliance of BIA activities with Federal regulations and standards and identify hazardous contaminated sites for remedial cleanup actions.

Alaska Native Programs (TPA) (-\$770,000; FTE -3):

The requested Alaskan Native Program funding will allow BIA to focus on the Alaska Native Claims Settlement Act (ANCSA) Historical Places and Cemetery Sites activities of the program. The program focuses on Alaska Natives living in rural areas.

Litigation Support/Attorney Fees (-\$1,500,000):

The FY 2020 budget does not request funding for this program.

Other Indian Rights Protection (-\$173,000; FTE -2):

The FY 2020 budget does not request funding for this program.

Trust - Real Estate Services Overview:

The Trust - Real Estate Services activity addresses the BIA's Indian fiduciary trust responsibilities through implementing strategies to advance Indian trust ownership and improve Indian trust related information. This activity supports the BIA's responsibilities in the areas of real estate services including probate, and land titles and records. Trust management also incorporates programs that coordinate and support the Department's trust reform improvement efforts. While portions of Real Estate Services activities are executed under contracts, compacts, or grants, it is administered primarily by the BIA as a direct service. Real Estate Services is comprised of the following sub-activities: Trust Services, Navajo-

Hopi Settlement Program, Probate, Land Title and Records Offices, Real Estate Services, Land Records Improvement, Environmental Quality, Alaskan Native Programs, Rights Protection, and Trust - Real Estate Services Oversight. Additionally, certain administrative costs are assessed in this activity to support government-wide, Departmental, and bureau-wide functions performed at BIA's Regional or Central Offices.

Subactivity - Trust Services (TPA) (FY 2020: \$8,406,000; FTE: 43):

Program Overview:

This program supports the overall management responsibility for the operation of trust functions at the BIA agency and tribal levels with regard to real estate services, probate, environmental and cultural resource compliance, and rights protection programs. Program funding is provided to the BIA regions to support the Deputy Superintendent for Trust positions which provide BIA executive direction and management oversight to Federal employees providing trust program services on behalf of tribes and tribally contracted and compacted trust programs. This subactivity also supports the regional lockbox coordinators who coordinate the distribution of trust funds to individual Indian beneficiaries.

Subactivity - Navajo-Hopi Settlement Program (FY 2020: \$1,192,000; FTE: 7):

Program Overview:

The Settlement Program works to implement the Navajo-Hopi Settlement Act of 1974, as amended (Pub.L. 93-531), and to further the BIA's mission by providing for the management, protection, and preservation of agricultural and rangeland resources on the Navajo and Hopi Partitioned Lands. Through BIA staffing and Pub.L. 93-638 contracting, the Program provides support to the tribes, and to Indian farmers and ranchers in several major areas.

The BIA and Pub.L. 93-638 contracted staff provide support in the area of Agricultural and Range management. Soil surveys, periodic rangeland vegetation inventories, annual range utilization studies, and land-use suitability evaluations are provided to relevant BIA and tribal staff to support planning, management, and administrative decision making. Technical assistance is also made available to Indian landowners, tribal government entities, and land users to develop, update, and amend programmatic Agricultural and Integrated Resource Management Plans, along with individual unit/permittee conservation plans.

The program works with tribal officials and resource users to determine rangeland infrastructure needs and to plan, engineer and implement rangeland improvements. The program budget supports the maintenance of specified livestock water developments, mediator and other livestock control fencing, and incidental improvement maintenance and implementation. Rangeland insect-pest control, noxious weed and other invasive species management, and trespass livestock actions are also integral parts of this subactivity.

In support of self-governance contracting, the program provides subject matter expertise to review initial contract proposals and to monitor existing tribal self-determination contracts and grants issued under

Pub.L. 93-638. Monitoring includes on-site visits to ensure contractual compliance, review of performance reports submitted to the agency or region, and technical assistance and training to address any material weaknesses or corrective actions indicated as a result of monitoring.

Subactivity - Probate (TPA) (FY 2020: \$12,676,000; FTE: 124):

Program Overview:

The BIA probate program provides the staff and tools needed to administer probate services to American Indian and Alaska Native beneficiaries. Probate staff prepares a comprehensive trust estate package for adjudication by the Department of the Interior's (DOI) Office of Hearing and Appeals (OHA). The success of the program is dependent upon the successful collaboration with OHA, BIA's Division of Land Title & Records (DLTR), the Office of the Special Trustee for American Indians (OST) and family of the decedent.

The probate management process consists of four major activities: pre-case preparation, case preparation, case adjudication, and case closing. The BIA performs pre-case preparation, case preparation, and coordinates case closing; OHA performs the case adjudication activity. The probate business process will be continuously modified as new tools and research methods are implemented to improve the efficiency of probate services.

Subactivity - Land Title and Records Offices (FY 2020: \$14,803,000; FTE: 141):

Program Overview:

The Land Titles and Records Office (LTRO) is the office of record for land title documents for Indian lands. Accurate title is critical to the management of over a billion dollars belonging to Indian tribes and individual Indians. The LTROs products provide the security to real estate investors, especially as rapid and dramatic developments drive the real estate market. From a single-family home purchase to a multi-million dollar commercial transaction, real estate investors in Indian country receives title protection through the LTRO.

The LTRO program provides for the day-to-day operation and maintenance costs of nine Federal and ten tribal title offices. The LTROs record, conveyance and encumbrance documents affecting title to all trust and restricted Indian land and perform detailed examinations renew chain title to determine ownership, identify defects, seek corrections, certify current ownership, issue Title Status Reports (TSR's) and respond to legal inquiries. These offices render support to all 12 BIA Regions and 85 BIA Agencies, the BIA's Land Buy Back for Tribal Nations Acquisition Center, OST and to other Federal agencies who deliver trust services including the Department of Housing and Urban Development (HUD) and the mortgage industry.

The program budget is directed at maximizing revenue generation for Indian landowners by the timely and accurate processing of land title transactions and support requests from across the country. Processing includes the recording, examination and validation of titles at the LTRO to produce certified ownership and TSRs that are used by tribes, individual landowners, other Departmental offices and

programs and other federal agencies including the Department of Justice and the Internal Revenue Services, to document interest, rights and restrictions to the land. Title operations includes recordation and title management for encumbrances associated with leases managed on these lands for uses such as farming, grazing, timber sales, and oil and gas production, right of way transmissions, infrastructure and mineral extraction.

The LTROs in oil and gas regions and Land Buy Back Program (LBBP) priority areas are presently performing record high volumes of these types of transaction. The timely delivery of certified ownership, along with other economy building title services and products, facilitates the crafting of vital agreements between BIA, tribes, Indian landowners and prospective investors to conserve, develop, or maintain Indian trust lands. Counties and local communities as well as other Federal agencies rely on BIA LTROs in determining title status, tax base and cooperative agreements necessary for Indian trust land management.

The LTROs also produce Probate Inventory Reports (INV) and Modifications for the BIA Probate program and the Office of Hearings and Appeals. Further, LTROs, in conjunction with the Branch of Geospatial Support (BOGS) which reports through the LTRO program, prepare and certify official Land Status Maps (LSM) and related geospatial land area data. The maps illustrate ownership and boundaries prepared from the LTRO records and plats of official surveys made by the General Land Office and the Bureau of Land Management (BLM). This information is also made viewable in the Trust Asset and Accounting Management System (TAAMS) Map Viewer. Program level staff and tribes are able to view and print maps from TAAMS that can be shared with landowners and enable managers to make informed decisions regarding energy resources in a timely manner. The tract and reservation boundary information used in the viewer is standardized, certified and is more accurate and reliable because it is based on certified BLM public land survey information and is linked to the system of record, TAAMS. The Map Viewer in conjunction with the LTRO certified TAAMS ownership and encumbrance reports provide program level managers with the necessary information regarding title and restrictions for making timely land, infrastructure and resource decisions.

LTRO TSRs, LSM and Individual Trust Interest Reports (ITI) and the INV are four of the most important fiduciary trust, economic and problem solving tools in Indian Country used to reduce fractionation, develop leasing activity, finance businesses, create jobs, build homes on trust lands, and protect the rights and families associated with them. Performance of this program ensures the DOI is meeting its trust responsibility of maintaining a complete record of Indian trust assets and ownership. For Indian Land, LTROs perform the vital function of reporting on the condition of real estate title providing protection to land owners and investors on behalf of the United States.

Subactivity - Real Estate Services (FY 2020: \$37,753,000; FTE: 294):

Program Overview:

The United States has a unique legal and political relationship with Indian tribes and Alaska Native entities as provided by the Constitution of the United States, treaties, court decisions and Federal statutes.

As a result, BIA has a fiduciary trust obligation to 573 federally recognized tribes, serving a population of about 2 million American Indian and Alaska Natives.

The trust obligation is administered by BIA and includes land, natural resources, and revenues derived from realty activities. While the role of BIA has changed significantly in the last three decades in response to a greater emphasis on Indian self-governance and self-determination, tribes, American Indians and Alaska Natives continue to look to BIA for a broad spectrum of real estate services, including the following:

- Determining land ownership;
- Protecting ownership rights;
- Consultation on land conveyances;
- Preparation and approval of land conveyances;
- Consultation on land use and land use contracts;
- Preparation and approval of land use contracts;
- Preparation and approval of mortgages and leasehold mortgages on trust lands;
- Entering and maintaining accurate ownership and contract data in TAAMS;
- Monitoring land use contracts for monetary and other compliance matters;
- Enforcement of contract violations and trespass situations;
- Processing revenue derived from the trust obligation; and
- Environmental and Cultural review and compliance.

The trust responsibility, as it relates to land and revenue, is administered by the Division of Real Estate Services and is among the most complex programs in the BIA. Real Estate Services is on the frontline of public service at Central Office, 12 Regions, and 85 Agencies, serving in a fiduciary capacity for real property management for tribes, American Indians and Alaska Native beneficiaries.

RES Program (TPA) [\$34,953,000; FTE: 294]:

The Real Estate Services Program has a positive impact on reservation economies. The program improves information of ownership and administers and manages all land held in trust and restricted status for the benefit of individual Indians and tribes. Field staff initiate all land transfer actions, which are often complicated by highly fractionated surface and mineral ownership. Program staff provides real property management, counseling and land use planning services to individual Indian landowners, tribes and Alaska Natives who own an interest in the 56 million surface acres and 59 million acres of mineral estates held in trust by the United States and restricted status. Decision-making processes are developed through cooperative efforts with Indian landowners for the proper utilization, development, and enhancement of Indian trust lands.

RES Projects [\$2,800,000]:

This program element provides technical advice and assistance to Indian landowners on issues related to cadastral surveys and processes transactions that reflect accurate ownership information for tribes and individual Indian beneficiaries. The program supports the Real Estate Services program in the management of tribal and individually owned trust and restricted lands (surface and minerals) through the

determination of the legal boundaries, to ensure that property and resources are accounted for, managed, and protected. This program improves ownership information by cataloging survey needs and securing BLM cadastral surveys of trust lands (both tribal and allotted). The BLM surveys lead to a decrease in the number of trespass actions, thereby assisting individual Indians, tribes, and the Secretary of the Interior on costly litigation. BLM surveys provide updated precise boundaries. The precise legal descriptions allow for better opportunities for development such as oil and gas leasing.

The Real Estate Services (RES) Projects subactivity funds the work associated with Federal land surveys, land boundaries and the management of those activities. The cadastral surveys are instrumental in the identification and protection of known trust lands and their locations. Real Estate Services in coordination with Land Titles and Records manages the Cadastral Survey program budget line in partnership with BLM. Indian Trust Lands Boundary regulations and policy applies to all activities that impact an existing boundary through modification or establishment on Indian trust or restricted lands. It is applicable to all offices conducting land transactions and resource management activities involving federally recognized tribes or individual Indians. Precise boundary information is critical for home building on trust lands, the establishment of contracts, border protection, law enforcement, forestry, fire and fuels management, gaming, and creating energy right of ways and many other mission critical management activities. This program creates confidence in boundary identification and resolves issues which may arise from poor land descriptions, or lack of legally defined land description.

The Project funds the program for the Bureau of Land Management Indian Land Surveyors (BILS) and related Geographic Coordinate Database Support for mapping Indian Lands. The BILS are BLM employees located at the BIA Regional Offices and the Branch of Geospatial Support who provide technical guidance regarding land descriptions and Evidence of Boundary Standards. This program improves ownership and land description information by securing BLM surveys to legally define Indian lands and enhances the public land survey base data for mapping. This can assist in preventing or resolving some issues of non-development, trespass, ingress/egress in the event of a disputed boundary. Further, the use of geographic information system (GIS) stretches resources and resolves common boundary questions without the high cost of survey, as well as uses the GIS data for forestry, fire, law enforcement, and irrigation, safety of dams and natural resources management among other mission related applications. The data is also shared with other Federal agencies and tribes.

In FY 2020, Real Estate Services will prepare, review and approve an estimated 10,000 new surface and mineral contracts, leases and grants. An estimated 1,000 new oil and gas leases and agreements will be entered and managed in the TAAMS system for monitoring and tracking timelines in the review and approval of the mineral related agreement documents.

The system of record (TAAMS) will be utilized to complete and manage conveyance documents (gift deeds, negotiated sales, partitions, exchanges, etc.), which will increase the data quality and integrity of the ownership system by allowing timely encoding of conveyances. The Bureau receives an average of 5,500 conveyance applications annually; the enhancements to TAAMS will allow automated processing and internal approval of deeds and conveyance documents.

Subactivity - Land Records Improvement (FY 2020: \$6,948,000; FTE: 5):

Program Overview:

Land Records Improvement (LRI) - Central [\$4,501,000; FTE: 1]:

This program supports the operation and maintenance of the Trust Asset and Accounting Management System. TAAMS stores up-to-date land ownership data online (including simultaneous display of title/legal interests and beneficial/equitable interests) and has the following effects: reducing or eliminating errors; reducing or eliminating liability arising from reliance on out-of-date land title ownership and encumbrances information; and allowing the online drafting and execution of land title documents reducing time and costs, and increasing output and customer satisfaction. Title and GIS oversight in concert with the administration of TAAMS ensures accountability and accurate energy and other lease generated payouts through TAAMS for the Office of the Special Trustee for American Indians and information necessary for the DOI Office of Valuation and Appraisal Services Division of Mineral Evaluations, the Land Buy Back Program for Tribal Nations, and to support management of energy resources.

The TAAMS provides mission critical land ownership information to process trust land-resource management conveyances and encumbrances, and to allocate trust income to the owners of trust and restricted lands and resources throughout all of Indian country. The Land Records Improvement (LRI) program provides overall program policy, management, coordination, and guidance concerning land title and ownership certifications, title document recording and management, land title mapping for the regional LTROs, and a platform for the accurate and timely development and issuance of both surface and mineral conveyance documents and land use contracts. The program supports the land title needs and requirements for all tribal and restricted lands, and supports the delivery of title products and services to tribal and individual owners as required for real estate and other trust program transactions.

The TAAMS exists as the cornerstone of trust resource and information management, supporting direct service tribes and tribally managed programs. The TAAMS is mission critical and designed to support BIA's goal "to protect and preserve trust land and trust resources to ensure trust responsibility" and the Department's goal of meeting trust responsibilities to Indian tribes and Alaska Natives. The TAAMS provides comprehensive information and business actions pertaining to land title, lease management, trust income and royalty management data for planning, management, and reporting, of trust and restricted Indian lands. This system is foundational to multiple entities and organizations within the Department of the Interior including, the BLM's cadastral program, Office of Natural Resource Revenue financial management, Office of the Secretary, and the LBBP and the Office of the Special Trustees' trust asset financial system. The functionality of TAAMS is integral to daily activities affecting over a billion dollars of trust revenue and royalties.

LRI - Regional [\$2,447,000; FTE: 4]:

Across the 12 BIA Regions, the LRI Regional program operates detailed records clean up efforts to ensure quality and internal control for Land Title Records (LTR), Real Estate Services activities and other trust resource transactions such as timber sales, agriculture, and range leasing. Specific to the Alaska

Region and this account, processing of documents, transactions and other related trust management activities are associated with the Alaska Native Allotment Act of 1906, which allows for eligible Alaska Natives to apply and receive a restricted fee allotment. At the Alaska Regional Office level, the LRI program funds covers the costs of issuing allotment certificates for ownership and all associated work to complete the allotment application process; this includes, but is not limited to, site visits, surveys, title work, adjudication, and litigation. This budget item also supports Geographic Information System (GIS) Legal Land description clean up through a Central Office National GIS Contract.

The BIA's Division of Land Titles and Records, Branch of Geospatial Support oversees a Professional Services GIS contract which is used to address legal land description data discrepancy clean up and mapping for TAAMS. The program expects to complete over 40,000 Data Quality & Integrity Transactions (DQ & IT) for legal land descriptions to support the BIA and Bureau of Census Memorandum of Understanding (MOU) for the Decennial Census this fiscal year. This work also supports the TAAMS map viewer which allows program level staff and tribes to view and print maps from TAAMS that can be shared with landowners and managers to make informed decisions regarding energy, infrastructure and land resources.

In FY 2019 the LRI continued to upgraded the TAAMS system with much needed enhancements. The Osage annuity module was implemented and there is now one more phase left to implement. This effort increases accountability, decreases processing time and ultimately allows for a centralized management of data at all levels of the organization.

Subactivity - Environmental Quality (FY 2020: \$13,440,000; FTE: 44):

Program Overview:

EQ Program (TPA) [\$2,832,000; FTE: 16]:

The Environmental Quality (EQ) Program (EQ) is tasked with the protection, restoration, and preservation of environmental and cultural resources of Native Americans. Through enforcement of applicable laws and regulations and assessment of activities impacting these resources, the program provides direction and guidance to tribes and other BIA programs in order to protect those resources most important to tribal communities.

The program's 12 Regional National Environmental Policy Act (NEPA) Coordinators provide technical assistance for production and review of environmental documents, conduct training, and ensure compliance of all BIA projects and activities with NEPA and the National Historic Preservation Act (NHPA). Central office staff, in coordination with the Regions, is responsible for program oversight, and the development of policy and guidance to ensure that a fair and consistent national program is implemented. Staff also prepares Notices of Intent for publication in the Federal Register.

The Environmental Quality Program also provides funding support and training to 12 Regional Archaeologists who are responsible for the administration of archaeological permits in accordance with the Archaeological Resources Protection Act of 1979 (ARPA). The Environmental Quality Program also

provides training and support for needed BIA law enforcement activities. Regional archaeologists are responsible for identifying and assessing conditions of archaeological sites under Section 106 and Section 110 of NHPA, and determining eligibility of archaeological sites for listing on the National Register. The BIA Central Office Archaeologist serves as the Federal Preservation Officer for BIA and works directly with tribal and State Historic Preservation Officers in establishing historic preservation programs in Indian Country.

EQ Projects [\$10,608,000; FTE: 28]:

The Environmental Quality Program (EQP) has primary responsibility for monitoring environmental compliance of BIA activities with Federal regulations and standards, and identifying hazardous contaminated sites for remedial cleanup actions. The EQP supports funding for 12 Regional Environmental Scientists and other positions.

The Environmental Management, Assessment and Performance (EMAP) program monitors environmental compliance of BIA program operations and activities at BIA and BIE facilities to ensure regulatory requirements are met. Facilities potentially covered by these audits include BIA Regional offices, BIA agencies, Law Enforcement/Detention Centers, Irrigation Projects, BIE Education Resource Centers (ERC), and BIE schools.

In FY 2020, BIA Museum Program staff expect to complete site visits to 10 museum repositories and provide training and technical assistance to repository staff to ensure that the BIA collections are properly managed and preserved. The BIA expects to complete 100 percent of the required annual museum collections inventories, and continue to oversee contracts with museums to conduct cataloging, accessioning, and preservation work on the BIA collections as well as NAGPRA compliance work. Additionally, the program will continue to monitor repositories with BIA collections, to ensure repatriation under NAGPRA.

In FY 2020, the Environmental Quality program expects to facilitate 55 EMAP audits, 30 NEPA reviews and 104 Internal Environmental Management Systems reviews. The Environmental Disposal Liabilities program will conduct 50 to 100 emerging and recurring remedial and cleanup projects at contaminated sites including multi-year and non-recurring projects identified through EMAP audits.

Subactivity - Alaskan Native Programs (FY 2020: \$701,000; FTE: 2):

The Alaskan Native Program administers three programs: The Alaska Native Claims Settlement Act (ANCSA) Historical Places and Cemetery Sites program, the Alaska National Interest Lands Conservation Act (ANILCA) program, and the Native American Allotment program.

Alaska Native Claims Settlement Act (ANCSA) Historical Places and Cemetery Sites: This program protects cultural and natural heritage resources, and increases knowledge of cultural and natural heritage resources managed or influenced by the Department. The program investigated Alaska Native historical places and cemetery sites, Native groups, and Native primary places of residence, and certifies all such claims. Certifications are based on field investigations of the claimed lands and associated historical,

archeological, and ethnographic research; the combined findings of which are presented in final reports of investigation. The current known backlog of field investigations and certifications is about 150, but this workload could increase due to legal appeals of past program work and the implementation of Secretarial Order No. 3220 (established in 2001), which provides for the potential reopening of ANCSA 14(h)(1) case files that are presently closed.

The primary emphasis of program work is on ensuring completion of the ANCSA land conveyance process; however, this program also manages the ANCSA museum collection in a manner that ensures its long-term preservation. Data contained in the ANCSA collection was shared to support Alaska Native cultural heritage and educational programs, Federal and State subsistence management programs, and the protection of Alaska's cultural resources.

ANILCA Programs: This program provides funding for activities related to the coordination and consultation with Alaska's Federal land managing agencies, the State of Alaska, Alaska tribal governments, and the Federal Subsistence Program's Regional Advisory Councils on the subsistence preference for rural Alaskans. This includes Alaska Natives living in rural areas and the administration of programs affecting Native allotments under the 1906 Native Allotment Act.

A major component of the ANILCA program is providing subsistence support. BIA is a member of the Federal Subsistence Board (FSB) and Federal Interagency Staff Committee, and Alaska Natives hold seats on the Program's Regional Advisory Councils (RAC's) and also on the Federal Subsistence Board. The Councils were established by Congress to provide opportunities for rural resident involvement in subsistence management; the Secretaries of Interior and Agriculture must accord deference to RAC recommendations regarding subsistence taking of fish/wildlife. Assistance is also provided to tribes and Native organizations for research on: the animal populations which serve as subsistence resources, the patterns of subsistence resource use and sharing (both historical and modern), the methods used for the harvest/preparation of subsistence resources, potential impacts to subsistence harvest activities, and the requirements necessary to maintain a subsistence lifestyle. Funds are provided in the form of grants, contracts, and/or compacts.

Native Allotments: The Native Allotment program provides assistance to Native allotment applicants in acquiring title to his/her lands, applied for under the auspices of the 1906 Alaska Native Allotment Act (1906 Act). The 1906 Act was extinguished with the passage of the 1971 Alaska Native Claims Settlement Act (ANCSA) which was passed in an attempt to settle aboriginal land claims in the state. Under the 1906 Act, there were roughly 10,000 Alaska Native applicants who filed for 18,000 parcels of restricted land, including Native Veteran Allotments. The amount of restricted land that was conveyed totaled over 1.2 million acres. These allotments, along with new Native Veteran Allotment applications, are subject to negotiation of recovery of title through the adjudication process with the Bureau of Land Management (BLM), with the State of Alaska, or the Regional and Village Native Corporations.

Acquisition services provided by the program include: Collecting evidence of use and occupancy within prescribed timeframes; accompanying applicants and the BLM staff on field exams; performing probates and contacting heirs to notify them of inherited claims; contesting appeals to the Interior Board of Land

Appeals; and approving easements for trespass abatement. Of the work being completed in partnership with the BLM, tribal realty offices address much of the work for Native allotment parcels.

The Native Allotment program also provides regular and necessary technical assistance to the 24 P.L. 93-638 contract and P.L. 103-413 compact tribal organizations throughout the State. These 24 organizations have entered into agreements with the BIA to operate the trust realty programs.

Subactivity - Rights Protection (FY 2020: \$11,779,000; FTE: 25):

Program Overview:

Rights Protection (TPA) [\$2,060,000; FTE: 15]:

The BIA field staff provides advice and technical assistance to tribes and other agency personnel in various rights protection issues. Funds under the program are also provided to tribes under the authorities of Pub.L. 93-638 contracts and self-governance compacts. Staff consults and cooperates with tribes involved in negotiating or litigating their water rights; establish and protect tribal treaty hunting, fishing and gathering rights; address issues concerning trespass on tribal trust lands; protect tribal cultural resources; and address natural resource damage claims and other unresolved land management issues. The functions performed by program personnel depend on the services and technical expertise required by the tribes that is not available in other programs within the jurisdiction of Trust Services.

Water Rights Negotiations/Litigation [\$9,719,000; FTE: 10]:

The Water Rights Negotiation and Litigation program supports confirming and defining Indian water rights through litigation and court decree or through negotiated settlement. The BIA staff coordinates with the Department of Justice, the Department of the Interior's Office of the Solicitor, and the Secretary's Indian Water Rights Office to support active litigation/settlement negotiations. Funding is allocated through BIA's published process (Notice of Revised Instructions for Preparing and Prioritizing Water Program Funding Requests, Federal Register, Vol. 70, No. 201, October 19, 2005) and typically funds projects for data collection and analysis for active litigation and negotiation cases. Types of projects may include economic feasibility studies, studies to determine practicably irrigable acreage, soil classification, hydrographic survey reports, and other technical data that is required by the particular matter being funded.

In FY 2020, in cooperation with the Secretary's Indian Water Rights Office, BIA will continue to support efforts to increase efficient management of the Water Rights Litigation/Negotiation program. Focusing on collective partnerships with the Bureau of Reclamation and the United States Geological Survey (USGS), allows the Department to perform work deemed necessary by a court to further the United States water rights claims on behalf of Indian tribes.

Subactivity - Trust - Real Estate Services Oversight (FY 2020: \$14,267,000; FTE: 83):

Program Overview:

Central Oversight [\$3,253,000; FTE: 15]:

The BIA Central Office staff formulates Real Estate Services policy; performs oversight reviews; evaluates the effectiveness of regional real estate functions; administers appeals; and reviews and approves Helping Expedite and Advance Responsible Tribal Home Ownership (HEARTH) Act regulations and reservation proclamations. The program manages the acceptance of real estate on behalf of tribes under the Base Closure and Realignment Act and the Federal Property and Administrative Services Act. Real Estate Services staff also process waivers for real estate regulations; reviews and makes recommendations for contested real estate transactions; and develops regulations and policies affecting trust lands and resources. Real Estate Services staff coordinate national training and the development of resources for field staff. In addition, the program also provides assistance in the development and utilization of trust and restricted Federal Indian-owned lands, including acquisitions, disposals, tenure of land, rights-of-way, surface and mineral permits, mineral leasing, and sales of leases. The program also provides guidance and implementation in the development of the system of record (TAAMS), in standardizing the data entry, and the utilization of the system by the field. Real Estate Services is the primary source of national data and information regarding Indian lands.

Regional Oversight [\$11,014,000; FTE: 68]:

Within the 12 regional offices of the BIA, there are Real Estate Services programs that protect, maintain and preserve the integrity of trust lands and trust resources. Regional offices provide policy directions, technical assistance, training, administrative review and monitoring in the evaluation of the agency real property operations.

In addition, regional office responsibilities also include, but are not limited to: assist in deciding appeals of agency actions, litigation support, reviewing and approval of numerous real estate services transactions (acquisition, disposal, surface and sub-surface lease), and land use planning proposal transactions for tribes who have contracted or compacted the program.

Public Safety & Justice

Public Safety and Justice (Dollars in thousands)							
Subactivity Program Element	2018 Enacted	2019 CR	FY 2020				Net Change from 2019 CR
			Internal Transfers	Fixed Costs	Program Changes	Budget Request	
Law Enforcement	373,319	373,319		1,066	2,309	376,694	3,375
Criminal Investigations and Police Services	211,632	211,632		617		212,249	617
Detention/Corrections	100,456	100,456		356		100,812	356
Inspections/Internal Affairs	3,510	3,510		10		3,520	10
Law Enforcement Special Initiatives	10,368	10,368		30	+2,546	12,944	2,576
Indian Police Academy	4,902	4,902		14	-237	4,679	-223
Tribal Justice Support	22,264	22,264		3		22,267	3
Law Enforcement Program Management	6,530	6,530		13		6,543	13
Facilities Operation & Maintenance	13,657	13,657		23		13,680	23
<i>FTE</i>	755	755				765	10
Tribal Courts (TPA)	30,618	30,618	134	129		30,881	263
<i>FTE</i>	16	16				16	
Fire Protection (TPA)	1,583	1,583	-4	5		1,584	1
<i>FTE</i>							0
Total Requirements	405,520	405,520	130	1,200	2,309	409,159	3,639
<i>FTE</i>	771	771			+10	781	+10

Program Description:

The BIA's Office of Justice Services funds law enforcement, corrections and court services to support safe tribal communities. Programs safeguard life and property, enforce laws, maintain justice and order, and ensure detained American Indian offenders are held in safe, secure, and humane environments.

2020 Activities:

The 2020 request supports:

- 191 bureau and tribal law enforcement programs, 96 BIA-funded corrections programs, and 196 tribal courts.
- BIA drug enforcement agents to address drug-related activities in Indian Communities through interdiction programs to reduce drug use, distribution, and drug-related crime. BIA participates in the Department's Opioid Reduction Task Force which helps communities in Indian Country battle the opioid crisis.
- Technical assistance to tribes to amend tribal legal codes consistent with the Tribal Law and Order Act of 2010 and the Violence Against Women Act of 2013.

- Training for direct service law enforcement program staff in the areas of law enforcement, social services, victim services, and courts and making this training available to tribes operating these programs under self-determination contracts and compacts.
- Gathering data on missing and murdered Native American woman to better understand and combat these crimes.

Justification of 2020 Program Changes:

The 2020 budget request for the Public Safety & Justice activity is \$409,159,000 and 781 FTE.

Law Enforcement Special Initiatives (+\$2,546,000; +10 FTE):

Opioid Crisis Initiative: The 2020 proposal includes an additional \$2.5 million to address the opioid crisis in Indian Country. The increased effort is critical to halting the growth of opioid related overdoses and dismantling illegal drug operations supplying illegal narcotics to reservations and surrounding communities. It is a critical component of the BIA initiative to focus on violence in Indian Country and target significant and rising criminal justice issues plaguing Native American communities, particularly Native women.

This funding will expand BIA’s capacity to oversee interdiction programs to reduce drug use, distribution, and drug related crime. It will support for 10 additional FTE to expand the DOI Opioid Task Force operations and increase the opioid awareness campaign to Indian communities throughout the Nation. This expansion will enable BIA to better align, leverage, and coordinate with other Federal efforts and resources to better assist the Bureau of Indian Affairs, Bureau of Indian Education, and Native American communities in achieving goals for the prevention and intervention of opioid use and substance abuse.

Indian Police Academy (-\$237,000):

In 2020, the program will continue to provide basic police, criminal investigation, telecommunications, and detention training programs to personnel serving both direct services and tribally operated BIA funded public safety programs. Adequately trained personnel help to improve the potential for positive outcomes as life-threatening or other emergency events occur in the field.

Public Safety and Justice Overview:

The mission of the Office of Justice Services (OJS) is to uphold the constitutional sovereignty of federally recognized tribes and preserve peace within Indian country. OJS is responsible for providing for the safety of Indian communities by ensuring the protection of life and property, enforcing laws, maintaining justice and order, and by ensuring that incarcerated Native Americans are confined in safe, secure, and humane environments. Ensuring public safety is one of the most fundamental government services provided in tribal communities. Resources requested under this budget activity fund all three critical components of effective justice systems: law enforcement, corrections, and courts.

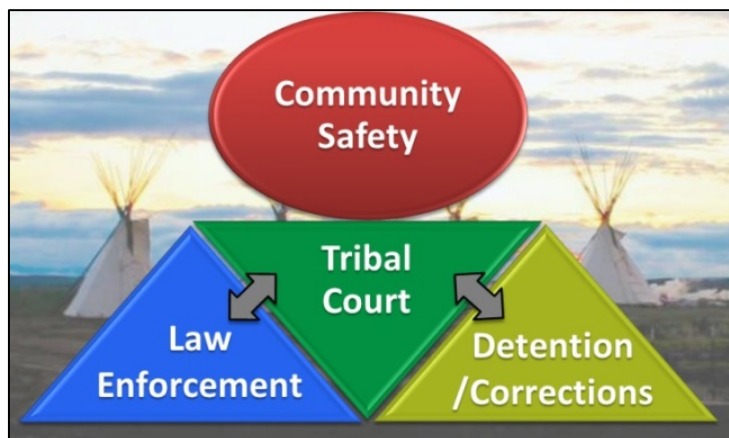
BIA has launched an initiative to focus on violence in Indian Country and target significant and rising criminal justice issues plaguing Native American communities, particularly Native women. This initiative will coordinate a broad group of Federal and tribal stakeholders across Indian Country to address:

- unsolved cold cases,
- escalating reports and improved reporting of missing and murdered persons,

- domestic violence and crimes in the Violence Against Women Act,
- human trafficking, and
- the opioid epidemic.

Building on the success of the Opioid Reduction Task Force, a joint effort of the Bureau of Indian Affairs law enforcement and other Federal law agencies targeting opioid and other serious drug markets in and around Indian Country, this initiative will bring together the critical players to address these growing problems. The Office of Justice Services, serves as the lead agency to identify key stakeholders from tribes, all levels of law enforcement, court systems, hospitals, and schools, and establish leadership teams for each element of the mission. Each team will identify key actions and next steps focused on achieving results in Indian Country. The teams will recommend improvements to existing operations, identify opportunities for expanded collaboration, and improve communication at all levels on these critical issues.

The Department of Justice’s (DOJ) Coordinated Tribal Assistance Solicitation (CTAS) program also provides public safety and justice funding to tribes. However, CTAS grants are competitive, one-time awards. Conversely, the vast majority of BIA public safety & justice funding provides recurring annual amounts that support self-determination by providing a stable resource base, from which tribes can strategically plan and function.



Subactivity - Law Enforcement (FY 2020: \$376,694,000; FTE:765):

Program Overview:

The Law Enforcement budget subactivity is comprised of six operational areas:

- Police and Corrections
- Inspections/Internal Affairs
- Indian Police Academy
- Tribal Justice Support
- Program Management
- Facilities Operations and Maintenance

Close to 90 percent of funding under this subactivity is used at the local level to provide law enforcement and detention/corrections services for Indian communities. Many tribes operate their programs through 638 contracts and self-governance compacts; BIA provides direct services to other tribes. The majority of resources are distributed based on historical funding amounts.



The Tribal Law and Order Act (TLOA) expanded a number of public safety authorities and responsibilities for tribal law enforcement agencies and tribal governments. TLOA requires the Bureau of Indian Affairs to develop guidelines for approving correction centers for long-term incarceration, as well as to work with DOJ and tribes to develop a long-term plan for tribal detention centers. In addition, TLOA provided the authority for tribal justice systems to implement extended sentencing for offenders convicted of crimes outlined therein.

The Violence against Women Reauthorization Act of 2013 (VAWA) has had a significant impact on tribal justice systems, as well. The law amended, among other statutes: the Indian Civil Rights Act, 25 U.S.C. 1301; the Federal Assault provisions under 18 U.S.C. 113; and the Domestic Violence and Stalking Chapter, specifically addressing the full faith and credit given to tribal protection orders, under 18 U.S.C. 2265. To ensure compliance with provisions contained in VAWA, BIA conducts training for direct service program staff in the areas of law enforcement, social services, victim services, and courts, as well as provides additional technical assistance and training to tribes operating these programs under self-determination contracts and compacts, and assists tribes in updating their codes to reflect provisions in the VAWA Reauthorization as they “opt in”.

Criminal Investigations and Police Services [\$212,249,000; FTE: 405]:

The OJS Field Operations Directorate is responsible for enforcing laws and investigating crimes committed on or involving Indian country where states lack local criminal authority. Programs address major Federal crimes as well as state crimes assimilated into Federal statutes, such as murder, manslaughter, child sexual abuse, kidnapping, rape, assault, arson, burglary, robbery, and the production, sale or distribution of illegal drugs. In addition to investigating crimes, OJS provides oversight and technical assistance to tribal law enforcement programs. Approximately 66 percent of the funds under criminal investigations and police services are executed at the tribal level under Pub.L. 93-638 contracts and self-governance compacts.



The Field Operations Directorate program supports 191 total law enforcement offices, which include 24 full-function agencies operated by BIA, 159 agencies that are contracted or compacted for operation by tribes, and 8 BIA sub-agencies that do not have defined service populations. The latter are criminal investigation units only, and in some cases provide services for multiple tribes. Investigators working out

of sub-agencies cover one or more specific reservations along with either BIA or tribally contracted police programs. In addition, there are nine programs reporting crime statistics to BIA that are not supported by BIA funding under this subactivity. Tribes fund these programs, from tribally generated resources, such as mineral royalties or gaming revenues.



The OJS drug enforcement unit is comprised of 49 BIA criminal investigator positions and 16 school resource officer positions located throughout the country. Drug trafficking and drug related crimes, including the ongoing methamphetamine crisis, continue to impact communities in Indian country. Drug use and distribution plays a role in violent crime activity and seriously impacts the health and economic vitality of Indian communities. The abuse of prescription drugs is quickly becoming a crisis in Indian country along with the illegal processes used in obtaining these drugs. To deal effectively with these

challenges, BIA developed advanced training courses to further enhance a patrol officer's ability to assist the drug enforcement agents in investigations, which equates to a stronger presence in the fight against drugs. In addition, the program focuses heavily on Indian youth by continuing a specialized training program called "Drug Endangered Children". The training has been instrumental in the prevention and reduction of drug use and distribution in Indian country.

Responsibilities of drug enforcement agents include managing investigations and implementing interdiction programs to reduce drug use, distribution, and drug related crime. Agents perform activities that include conducting complex criminal investigations, carrying out surveillance of criminals, infiltrating drug trafficking networks, developing and implementing undercover techniques, executing search warrants, confiscating illegal drug supplies, and collecting and processing evidence.

Funding for drug enforcement, intelligence sharing, and victim witness coordination are reported to the Office of National Drug Control Policy as the Bureau's contribution to combating drug trafficking and crime in Indian country. Proposed funding of these drug enforcement efforts to include intelligence sharing and victim witness coordination totals \$16.7 million in FY 2020.

The drug unit also includes an intelligence sharing component that gathers real-time data on trends, threats, and analysis of criminal activity and drug trafficking and distribution throughout Indian country. The information is instrumental for resource allocation and directing timely and effective investigations.

Recognizing the impact and the effect rising suicide rates has had, and continues to have, on tribal communities, and the need to support law enforcement officers in the field as front line first responders, the BIA is working with DOJ and U.S. Department of Health and Human Services to provide comprehensive suicide prevention training to police officers and facility workers. Comprehensive training that shares interagency resources and expertise will enhance early identification and intervention,

as well as equip officers and communities with a foundation from which they can advance toward a holistic approach to suicide prevention.

During FY 2018, OJS completed 63 law enforcement program reviews exceeding the target of 59, a 26 percent increase resulting from appropriate planning and coordination with our tribal program. This reflects BIA's commitment to ensuring effective utilization of public safety resources in our service to tribal communities. Program reviews function as a tool to encourage and support law enforcement best practices throughout the country.

Detention/Corrections [\$100,815,000; FTE: 227]:

Safe and secure confinement of offenders sentenced by hundreds of tribal courts throughout Indian country each year is a fundamental aspect of public safety. The OJS Detention/Corrections program oversees 96 detention programs nationwide, of which 70 are tribally operated and 26 are operated by the BIA as a direct service to tribes.



The program requires correctional supervisors, officers, cooks, and administrative personnel, along with food service contracts, inmate surveillance and other computer systems, communications equipment and service, bedding, and uniforms. In addition, the program funds four teams of armed transport officers within the corrections program to enable police officers to remain in their respective communities, patrolling, and enforcing the law rather than traveling long distances to transport prisoners.

The BIA is responsible for providing Detention/ Corrections services or funding to approximately 227 tribes. Of those, 40 tribes have compacted or contracted detention center services and the BIA directly operates detention centers that serve roughly 20 tribes. The detention needs of the remaining 167 tribes are handled via "direct service", whereby the BIA funds commercial contracts with local county or tribal facilities to house tribal inmates.

The BIA and the DOJ Bureau of Justice Assistance (BJA) continue to coordinate the planning and renovation of jails in Indian country. Currently, the organizations conduct quarterly meetings to discuss grant requests received by DOJ. The BIA participation in these meetings is critical to ensure that each individual grant request can be evaluated within an accurate regional or nationwide context. The Indian Health Service is another integral Federal partner brought in at the planning stages to ensure effective coordination of services to Indians. Previous tribal grant recipients are included in the quarterly discussions to update the Federal partners on planning, development, construction, and opening schedules of funded facilities.

Inspections/Internal Affairs [\$3,520,000; FTE: 15]:

This program conducts operational inspections/audits, physical security audits of Bureau of Indian Education (BIE) schools and BIA Federal buildings, and investigations of officers involved shootings and in-custody deaths that occur in Indian country. This oversight function emphasizes standardization and professionalism of BIA and tribal law enforcement, criminal investigations and corrections programs.

Program staff conducts annual audits on Federal investigative case file reviews, detention program reviews, police program reviews, and law enforcement facility vulnerability assessments. The inspection/audits conducted by an independent staff provide an objective appraisal that illustrates the level to which professional standards are incorporated within each specific program.

Inspection reports identify the compliance of BIA standards applicable to each specific program, review areas of high liability, evaluate practices of well performing operations, and identify areas of deficiency that require improvement. The law enforcement, criminal investigations, and detention audit process also includes a review of equipment checklist (vehicles, firearms, emergency equipment, etc.), evidence room standard compliance, and personnel/administrative requirement review (employee development, performance appraisals, training records, etc.).

Detention program reviews are conducted to ensure that confinement conditions are safe, secure, humane, and protect the statutory and constitutional rights of detainees. Core detention standards are modeled after the American Correctional Association. Indian Affairs standards have been identified as the metric to consistently evaluate the operation of detention facilities.

Law Enforcement Special Initiatives [\$12,944,000; FTE: 32]:

This program provides resources for initiatives involving law enforcement in high priority and high crime areas, victim and witness services, data collection, and radio communication. The special initiative line allows OJS to track funding for focused strategic efforts directed to a specific purpose. In FY 2020, funding is allocated for the following special initiatives:

Address Opioid Crisis: The Department convened a joint law enforcement task force on opioids which was established to help achieve President Donald Trump's mission to end the opioid epidemic. The first year of the task force saw eight undercover operations, resulting in millions of dollars' worth of illegal drugs seized and hundreds of arrests. Over 180 arrests were made; over 1,000 pounds of illegal narcotics seized and over \$9 million worth of drugs were taken off the streets in, or intended for, Indian Country. During May of 2018, the Department of the Interior Opioid Reduction Task Force conducted a second criminal interdiction operation in and around tribal reservations in Arizona, seizing 913.5 pounds of illegal narcotics, with a street value of nearly \$5 million, and leading to 86 total arrests.

Drug trafficking and drug related crime, including the ongoing opioid and methamphetamine crises, continue to escalate throughout Indian Country. Tribal officials have called for a bold proactive step toward addressing an increasingly common cause of Indian Country crime by strengthening drug enforcement capabilities throughout the Nation. Jurisdictional complexities and resulting challenges to prosecution continue to make Indian communities disproportionately vulnerable to systematic infiltration

by drug cartels. As a result, additional funds would hire and equip more drug enforcement agents at strategic locations throughout Indian Country and establish Mobile Enforcement Teams (task force) to investigate and aid in prosecuting a growing number of drug-related criminals. Responsibilities of these agents include managing investigations and implementing interdiction programs to reduce drug use, distribution, and drug related crime. Agents perform activities that include surveillance of criminals, infiltrating drug trafficking networks, developing and implementing undercover operations, executing search warrants, confiscating illegal drug supplies, and collecting and processing evidence. The funding would also include a liaison that would be the primary point of contact for coordination of intra- and inter-agency initiatives that support opioid and substance abuse prevention efforts for the Bureau of Indian Affairs and the Bureau of Indian Education. The liaison will align, leverage, and coordinate Federal efforts and resources to assist American Indian and Alaska Native communities in achieving their goals in prevention and intervention of opioid use and substance abuse.

Victim/Witness Assistance program: Providing assistance to victims and witnesses who are involved with criminal prosecutions in tribal or Federal courts within Indian country during the investigative stages of violent and/or drug crimes is critical to the success of many investigations. The program administers and promotes overall victim services by analyzing the needs of victims and the needs of law enforcement agencies, ensuring that victims are afforded their rights under the Crime Victims’ Rights Act of 2004 as required for Federal law enforcement agencies. This program provides direct services and follow-up services to victims and their families during their involvement with the criminal justice system.

Land Mobile Radio: The land mobile radio communication system is the basis for wireless communication within Indian Country and is an instrumental component of public safety, education, public works, and wildfire programs in tribal communities. This program funds the support, repair, and replacement of radio equipment installed in hundreds of BIA vehicles across the Nation, as well as hundreds of hand-held radio units, all used in primarily remote locations with limited or no cell phone coverage. Support activities occur on a 24 hour / 365 day basis to ensure connectivity between dispatch stations and police or correctional officers, as well as other emergency personnel, in the field.

Indian Police Academy [\$4,679,000; FTE: 23]:

The Indian Police Academy is located at the Department of Homeland Security Federal Law Enforcement Training Center at Artesia, New Mexico and provides basic police, criminal investigation, telecommunications, and detention training programs to personnel serving both direct services and tribally operated BIA funded law enforcement programs.



Numerous advanced courses are offered as well, including child abuse investigation; domestic violence investigation; sex crime investigation; field training officer certification; management/leadership; peer support/critical incident debriefing; community policing; and drug investigation. Other advanced courses include use of force, firearms instruction, archeological resource protection, executive leadership, crime scene processing, interview and interrogation techniques, criminal jurisdiction in Indian country, advanced detention, and dispatcher training courses for both tribal and Indian Affairs law enforcement officers.

The Indian Police Academy has a vital role in the BIA initiative to target significant and rising criminal justice issues plaguing Native American communities, particularly Native women. In January 2018, the BIA Indian Police Academy began discussions with the National Criminal Justice Training Center (NCJTC) on collaborating to create joint training programs for cold case investigations, long-term missing investigations, and child abduction investigations for use throughout Indian Country. To specifically address the missing persons aspect of this issue, earlier this year the BIA-Indian Police Academy launched human trafficking courses in the Indian Country Police Officer Training Program; the Basic Police Officer Bridge Training Program; and the Indian Country Criminal Investigator Training Program (a joint Federal Bureau of Investigation, BIA, and tribal attended program).

Tribal Justice Support [\$22,267,000; FTE: 6]:

In 2020, the Office of Tribal Justice Support will be a vital contributor to the BIA initiative to target significant and rising criminal justice issues plaguing Native American communities, particularly Native women. The 2013 reauthorization of the Violence Against Women Act (VAWA) of 2013 included special domestic violence criminal jurisdiction provisions, amending multiple statutes, affecting Indian populations on reservations which has had a significant impact on tribal justice systems. To ensure compliance with provisions contained in VAWA, BIA conducts training for direct service program staff in the areas of law enforcement, social services, victim services, and courts, as well as provides additional technical assistance and training to Tribes operating these programs under self-determination contracts and compacts, and assists tribes in updating their codes to reflect provisions in the VAWA Reauthorization as they “opt in”. In 2020, the office will continue to assess tribal court readiness related to the provisions of the VAWA. BIA will continue to work with Tribes and Tribal organizations to implement the VAWA for both training and specific court needs.

The Office of Tribal Justice Support was established to further the development, operation, and enhancement of tribal justice systems and BIA Courts of Indian Offenses. The program regularly provides Tribal Courts with technical assistance in the fields of pre-trial, probation, alternative sentencing issues, family matter issues including domestic violence, Indian Child Welfare Act (ICWA), juvenile issues, victim witness issues, probate matters, contract matters, and matters of economic development including contract issues and Uniform Commercial Codes legislated by tribal governments.

The Office of Justice Services conducts assessments of tribal justice support systems needs across Indian Country including both tribal communities where tribes have criminal jurisdiction and in those States where criminal jurisdiction has been remanded to the State by statute. The office utilizes the Tribal Court Review as the fundamental mechanism to assess tribal court processes overall, as well as in relation to ICWA and Probate matters.

A portion of program funding is allocated to provide specific training to tribal court personnel including tribal court judges, tribal court prosecutors, tribal public defenders, and tribal court management computer systems. The program also provides tribal court bench books covering both the criminal and civil issues at trial, and works specifically with tribal court judges and tribal court associations to provide training and technical assistance for court personnel.



Law Enforcement Program Management [\$6,543,000; FTE: 21]:

BIA is the Federal entity most directly responsible for maintaining law and order throughout Indian country. This funding supports the BIA Office of Justice Services’ national leadership team and a number of administrative or support services to manage the activity effectively for tribes. The team collaborates with other Federal partners, and develops and disseminates standards, policies, and procedures for BIA implementation of the law enforcement, corrections, emergency management, land mobile radio, tribal court, and justice training programs. In addition, OJS management coordinates and oversees human resource, internal control, information technology, program performance, acquisition, and budget management activities.



External recruiting for OJS positions is an on-going priority that is also funded from Program Management. The resources are used to contract for media services, background screening, and overall recruitment efforts to ensure critical law enforcement and detention vacancies are filled. This funding also supports physical battery and psychological testing to ensure that recruits are able to achieve minimum hiring and Indian Police Academy requirements to reduce the number of dismissed applicants.

Program management also funds the BIA’s emergency management coordination function. The Emergency Management Division coordinates assessments and identifies requirements on a nationwide basis to ensure adequate systems and procedures are in place to support BIA’s mission critical functions and facilities. These activities also ensure protection of the public, employees, information technologies, and vital records in case of emergency.

Facilities Operations & Maintenance [\$13,680,000; FTE: 36]:

Detention Facility Operations funds are used to operate detention centers including janitorial services, utilities cost, refuse disposal, fire protection, maintenance of vehicles, communication cost, pest control, personnel services, equipment, material and supplies, travel, training, and for products required to keep these services operational. The program funds are also used for items necessary for compliance with Occupational Safety and Health Act standards.

Detention Facility Maintenance funds are used to conduct preventive, routine, scheduled and unscheduled maintenance for detention facilities, equipment, utility systems, and ground structures. Funds will provide needed maintenance services for:

- Equipment such as heating, ventilation and air conditioning systems, boilers and other pressure vessels, furnaces, fire alarms and sprinklers, radio repeaters, and security systems.
- Utility systems such as potable water wells, water treatment plans, and water storage tanks.
- Horizontal infrastructures including sidewalks, driveways, parking lots, and landscaping.

Subactivity - Tribal Courts (TPA) (FY 2020: \$30,881,000; FTE: 16):

Program Overview:

This program currently provides funding to 196 tribal courts under Pub.L. 93-638 contracts and self-governance compacts. Tribes utilize this funding for judges, prosecutors, public defenders, court clerks, court administrators, pre-trial and probation officers, juvenile officers, victim witness specialists, and other court support staff and administrative costs that contribute to the operation of tribal justice systems. Tribal judicial systems address everything from violent crimes and drug use, to domestic and family issues, to all types of civil claims. Appropriations are used to process caseloads and address filings of criminal cases, tort claims, tribal probate claims, and family law issues including the ICWA.

Subactivity - Fire Protection (TPA) (FY 2020: \$1,584,000; FTE: 0):

Program Overview:

Fire Protection funds over 40 tribal fire protection programs. The Fire Protection programs support tribal staff, train volunteer firefighters, repair existing firefighting equipment, and purchase additional equipment. Funds can also be used to purchase smoke detectors, fire extinguishers, and emergency lights for tribal buildings.

Community & Economic Development

Community and Economic Development (Dollars in thousands)							
Subactivity Program Element	2018 Enacted	2019 CR	FY 2020			Budget Request	Change from 2019 CR
			Internal Transfers	Fixed Costs	Program Changes		
Job Placement and Training (TPA) <i>FTE</i>	12,549 9	12,549 9	-70	18		12,497 9	-52
Economic Development (TPA) <i>FTE</i>	1,826	1,826	-55	8		1,779	-47
Minerals and Mining	26,416	26,416	-3	47		25,460	-956
Minerals & Mining Program (TPA)	4,086	4,086		18		4,104	18
Minerals & Mining Projects	16,018	16,018		13	-1,000	15,031	-987
Minerals & Mining Central Oversight	5,393	5,393		10		5,403	10
Minerals & Mining Regional Oversight	919	919	-3	6		922	3
<i>FTE</i>	40	40				40	
Community Development Oversight	5,656	5,656		5	-1,000	4,661	-995
Central Oversight	5,656	5,656		5	-1,000	4,661	-995
<i>FTE</i>	2	2				2	
Total Requirements <i>FTE</i>	46,447 51	46,447 51	-128	78	-2,000	44,397 51	-2,050

Program Description:

The Community and Economic Development activity supports the advancement of American Indian and Alaska Native communities by creating jobs, bolstering reservation economies, and promoting economic growth throughout Indian country. The activity is comprised of the Job Placement and Training (JP&T) program, which includes the Workforce Development program as authorized by the Indian Employment, Training, and Related Services Demonstration Act, Pub.L. 102-477 (477); Economic Development; Minerals and Mining; the Energy Service Center; the Energy Resources Development Program; Community Development; and Community Development Oversight.

2020 Activities:

The 2020 request supports:

- Assessment and development of tribal energy and mineral resources.
- Indian Energy Service Center activities to expedite leasing, permitting, and reporting for conventional and renewable energy on Indian lands.
- Job placement and training efforts designed to assist individuals in securing jobs.
- Funding opportunities that enables tribes to develop or enhance their business and regulatory environment for energy resource development.

Justification of 2020 Program Changes:

The 2020 budget request for the Community and Economic Development activity is \$44,397,000.

Minerals & Mining Projects: (-\$1,000,000):

Mineral & Mining Projects funding enables tribes to assess and manage their energy and mineral resources as resources permit. This program enables the Division of Energy and Mineral Development to enhance economic development through its technical staff and competitive project funding.

Community Development Oversight: (-\$1,000,000):

Community Development Oversight staff provides management and oversight for all of the DOI's Indian economic development programs, including Indian energy and mineral development; Indian energy policy; the commercial code adoption and implementation program; Indian economic development feasibility study grants; and Indian and tribal procurement outreach and training. It also coordinates intergovernmental collaboration with respect to each of these sub-activities.

Subactivity - Job Placement and Training (TPA) (FY 2020: \$12,497,000; FTE:9):

Participating tribes are encouraged to provide services directly to their members by either entering into a Pub.L. 93-638 contract with the BIA or a compact with the Office of Self-Governance. Tribes may also consolidate Job Placement and Training (JP&T) funds in accordance with the provisions of the Indian Employment, Training, and Related Services Demonstration Act of 1992, Pub.L. 102-477 and Pub.L. 115-93, the Indian Employment, Training and Related Services Consolidation Act of 2017 which amended Pub.L. 115-93.

The JP&T program is designed to assist individuals in securing jobs at livable wages, thereby reducing their dependence on federally subsidized programs such as childcare assistance, food stamps, and welfare. The JP&T funding aims to assist eligible applicants to obtain job skills and to find and retain a job, thereby leading to self-sufficiency. The funding provides for vocational training and employment assistance to individuals to improve job skills and provide increased employment. This includes client assessments, career counseling, planning, costs for travel, training stipends, and unsubsidized job placements.

Pub.L. 102-477 and Pub.L 115-93 are self-determination statutes that allows tribes greater control over delivery of social-welfare and workforce development services. It permits eligible Indian tribes and Alaska Native organizations to consolidate into a single funding stream through DOI, employment-and-training-related Federal grant monies from many different programs within the BIA and BIE, the Department of Labor, Department of Education, Department of Health and Human Services, Department of Agriculture, Department of Commerce, Department of Energy, Department of Homeland Security, Department of Housing & Urban Development, Department of Transportation, Department of Veterans Affairs, Department of Justice. The "477 program" allows participating tribes to save administrative time and expense by consolidating funding streams and reporting requirements, thus affording more support for job placements and case management activities. The grant money that BIA contributes to the 477 program includes Job Placement & Training (TPA) funding.

The Office of Indian Services (OIS) manages the JP&T program and nationally the BIA awards approximately 175 JP&T contracts. The program completes approximately 20 on-site contract reviews, which will include a review of contract compliance, expense reports, tribal 477 personnel performance and capacity, and property management. The program's Awarding Official Technical Representatives

will work with six Federal program managers and three different agencies to solicit approvals that will result in the completion of approximately 65 contracts, enabling the transfer of funds to contractors who will perform services for program clients, thereby increasing training and work opportunities. Staff will ensure that all required reports are submitted on time and reviewed for accuracy and applicability. Federal partners will continue to be kept abreast of their contributions to each tribe's success.

Subactivity - Economic Development (TPA) (FY 2020: \$1,779,000):

One-hundred percent of the funding under this program is distributed as base funding to tribes via contracts or compacts to promote economic growth throughout Indian country. The funding assists tribes in developing programs to build business and commercial capacity for individual tribal members, as well as opportunities for business and energy development to enhance reservation economies. Other tribal programs supported by this funding provide services such as credit counseling, budget counseling, consumer finance education, lending programs and affordable financing.

Subactivity - Minerals and Mining (FY 2020: \$25,460,000; FTE:40):

The Minerals and Mining program promotes and provides technical assistance for the management of renewable energy, conventional energy, and mineral resources. The Department of the Interior holds in trust 56 million surface acres and 58 million acres of subsurface mineral estates and assists tribes and Indian allottees to manage this land throughout Indian country. This program element represents base funding for Minerals and Mining programs that directly contribute to energy and mineral development on reservations. The Office of Indian Energy and Economic Development's (IEED) Division of Energy and Mineral Development (DEMD) administers most Mineral and Mining programs and activities. Some programs and activities are administered at the Bureau of Indian Affairs Central Office, regional and tribal organizational levels.

The Division of Energy and Mineral Development has no regulatory role other than to approve Indian Mineral Development Agreements. The Bureau of Indian Affairs handles permitting and other approvals needed before development can begin.

DEMD is the only office within the Federal government with the primary responsibility of assisting Indian trust land owners in identifying and quantifying their energy and mineral resources and insuring that they realize a maximum economic return from the responsible management of those resources.

The following table shows the significant impact of energy and mineral development on Indian economies. These statistics are derived from DOI's annual Economic Reports, which identifies the financial and job creation contributions to the economy from DOI agencies.

Summary of Economic Activity on Indian Lands (FY 2017)

DOI Activity (FY 2017)	Direct Economic Contribution (sales in billions)	Jobs	Value Added (billions, \$)	Total Economic Contribution (billions, \$)
Grazing	.02	595	n/a	.05
Irrigation water*	2.61	47,003	3.31	7.96
Energy**	4.17 (61%)	45,786 (49%)	6.020(64%)	9.85 (54%)
Other minerals***	.01	347	.05	.10
Timber	.05	508	.04	.12
Total Contributions to the National Economy	6.86	94,238	9.40	18.09

* Includes value of crops and jobs produced from irrigation water

** Does not include renewable energy. Tribal renewable energy production was associated with about \$100 million in value added, about \$171 million in economic output, and supported an estimated 638 jobs.

*** Does not include sand and gravel or other industrial minerals. In FY 2017, tribal sand and gravel production was associated with about \$103 million in value added, about \$189 million in economic output, and supported an estimated 834 jobs.

Source: U.S. Department of the Interior Economic Report, Fiscal Year 2017

According to this report, the Department’s tribal energy and mineral programs had a “Total Economic Contribution” of over **\$9.85 billion** in FY 2017. The report showed as well that energy and mineral projects make an economic contribution larger than irrigation, grazing, and timber combined. Even so, Indian lands contain vast areas of energy and mineral resources for which additional information and assessment can inform tribal resource development decisions.

Over the last ten years, the production of oil and natural gas has increased due to advances in drilling and production technologies. New horizontal drilling applications have accelerated domestic production of oil and natural gas. In 2016, royalty income paid to Indian mineral owners from oil and natural gas development increased by \$462 million between 2016-2018 from \$560 million to \$1.02 billion according to Office of Natural Resources Revenue. The development of oil and gas resources has consistently been the largest natural resources revenue generator in Indian Country.

The Division of Energy and Mineral Development offers a suite of programs and services to assist tribes to perform environmentally responsible exploration, development, and management of their energy and mineral resources. These programs build the capacity of tribes to manage their resources. Working closely with Indian resource managers and agency staff, the Division helps trust land owners understand their resource potential, the likely location of these resources, potential land use impacts and environmental concerns, and the nature of the business agreements and terms offered by developers. Managerial and business training is also integrated into the Division’s programs.

Programs and services are provided through:

- 1) The National Indian Oil, Gas, Energy, and Minerals System (NIOGEMS), and
- 2) Direct technical assistance through the Division's staff geologists, geophysicists, engineers, economic development specialists, programmers, analysts and marketers.

The Division's two funding programs are:

- 1) The Energy and Mineral Development (EMDP) grant program, and
- 2) The Tribal Energy Development Capacity (TEDC) grant program.

The Division also implements the Tribal Energy Resource Agreement (TERA) program and has issued regulations to govern how tribes may assume control of the leases and business agreements associated with energy resource development. Once the Secretary of the Interior has approved a tribe's TERA, the tribe may enter into leases and business agreements for energy development or rights-of-ways for transmission lines and pipelines on its trust lands without review and approval by the Secretary.

To enhance regulatory policy coordination for the myriad energy and mineral development issues among tribes and various Department bureaus, the Division also manages and facilitates the Indian Energy and Mineral Steering Committee (IEMSC), a Secretarial Advisory Committee that focuses on internal relationships among Department organizations.

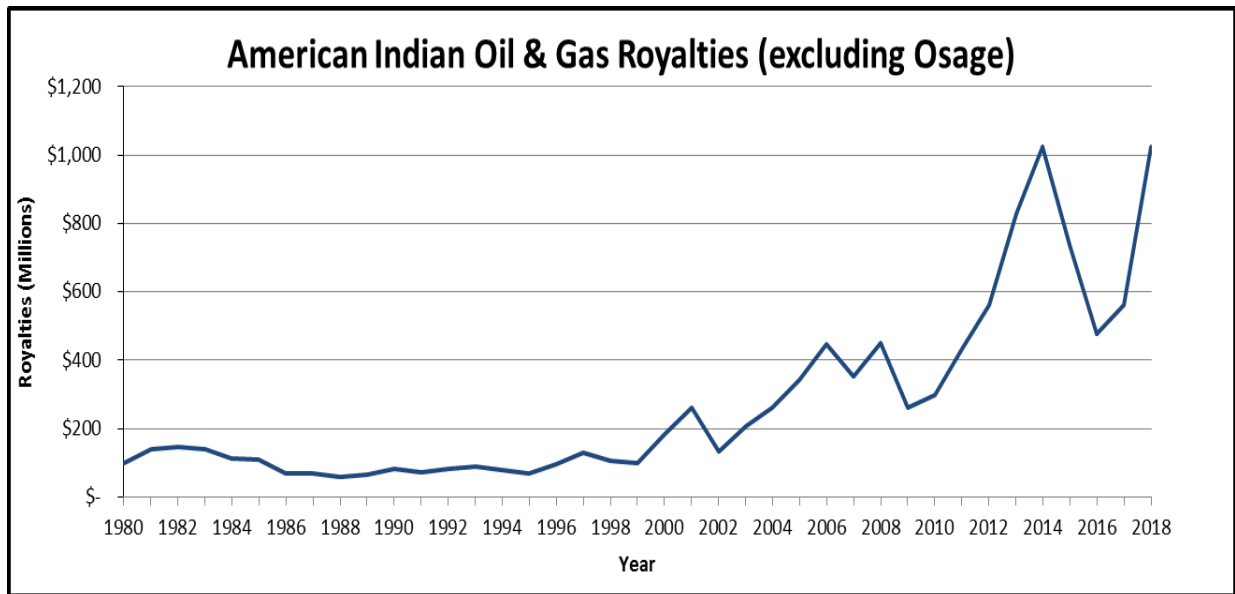
Minerals & Mining Program (TPA) (\$4,104,000; FTE: 29):

This program level consists of two elements: Tribal base funding for Minerals and Mining programs which directly contribute to energy and mineral management on the reservations. This is administered at the Bureau of Indian Affairs Central Office, Bureau of Indian Affairs regional offices, and tribal organizational levels. By way of grants from the Tribal Energy Development Capacity program, the Division of Energy and Mineral Development funds tribes to develop the capacity to regulate their own energy resources. This capacity-building program facilitates the development of renewable energy and traditional fossil fuels with a focus on self-determination opportunities for tribes. It also assists tribes in developing capacity for the implementation of Tribal Energy Resource Agreements. And it was designed to complement the Helping Expedite and Advance Responsible Tribal Homeownership (HEARTH) Act (25 U.S. Code § 415) program, which permits tribes to lease tribal surface trust lands for business and other purposes by implementing their own leasing regulations. This grant program equips tribes with the tools to develop or enhance their business and regulatory environment for energy resource development, consistent with the Tribal Energy Resource Agreements and HEARTH Act regulations.

Minerals & Mining Projects (\$15,031,000):

This program level encompasses the bulk of the work performed by the Division of Energy and Mineral Development through technical staff and competitive project funding. Historically, for every \$1 dollar spent through this program, \$1,600 in resource revenue for the tribes has been generated.

The following chart shows the oil, gas, and mineral lease revenue to tribes from 1980 through 2018. Development of energy resources on Indian lands has contributed to U.S. energy security while improving the economic health of many Indian communities.



Energy and Mineral Development Grant Program: Each year, the Division offers tribes the opportunity to obtain grant funding program for energy and mineral assessment projects by way of the Energy and Mineral Development Program. This program helps tribes and allottees identify and evaluate their energy and mineral assets, providing them with the information and data they need to promote those resources, negotiate the most economically beneficial agreement with investors, and develop a project, either as a partnership or on their own. The Division solicits proposals from tribes, and grantees are selected through a competitive review process based on criteria that emphasize economic stimulus, job creation, and the likelihood of the project’s commercial success. The Division monitors projects awarded these grants to ensure that funds are prudently spent, and offers technical assistance to grantees throughout the life of the project.

Tribal Energy Development Capacity grant program: This annual funding opportunity enables tribes to develop or enhance their business and regulatory environment for energy resource development consistent with Tribal Energy Resource Agreements and HEARTH regulations.

National Indian Oil and Gas Evaluation Management System: This system provides GIS and data management support to tribes and Federal agencies for energy development. It reads data from several sources and displays it as a map to show lease locations, leases by company, well locations, lease data, production data, and other key information. This enables users to track critical data and make prudent decisions regarding leasing, developing, and managing energy and mineral resources. In FY 2017, the Division brought the system to 18 tribes; in FY 2018, it delivered it to another 15 tribes. Staff provides on-going training, installation, and updates to the system throughout the year.



Mandan, Hidatsa, and Arikara staff work on National Indian Oil and Gas Evaluation Management System training exercises.

Direct Technical and Administrative Support to Tribes and Allottees: Division personnel who deliver technical assistance include specialists in engineering, geology, geophysics, economics, and marketing, who work directly with Indian mineral owners. These staff average 20+ years of private business experience and operate in teams to address all aspects of exploration and development of renewable and conventional energy, industrial minerals, rare earth minerals, base metals and precious metals.

Within the Division 90% of senior staff have a private sector background in energy and mineral development. The Division is akin to a medium sized consulting firm consisting of geologists, engineers, marketers, and economists, etc. Consequently, the level of technical assistance provided to tribes covers the spectrum of energy and mineral resource development. This assistance is hands-on, project specific, and lasts throughout the life of projects, beginning with resource assessment, and culminating in signed agreements to develop tribal resources or in tribes obtaining their own financing to create tribally owned businesses. Resource development is an economic engine throughout Indian Country. The Division also provides the hands-on technical assistance that is critical to project success.

The Division's technical assistance to tribes and allottees in evaluating and developing their energy and mineral resource potential starts at a project's conception, continues on to assessment of the resource, and culminates in negotiating agreements that lead to development and production. These services include:

- Assessment of the energy and mineral potential, including geologic field studies, laboratory analyses, geophysical interpretation and land status;
- Assistance to tribes and Indian mineral owners in marketing energy and mineral resources, including sponsoring a tribal representative's attendance and serving as technical representatives

for tribes at industrial trade shows and other industry forums where tribes can interact directly with prospective industry partners, and providing tribally authorized technical presentations detailing the geology, geophysics, engineering and resource potential of tribal lands to potential partners;

- Advising Indian mineral owners concerning business options and the economic benefits and risks associated with each;
- Generating risk-adjusted economic analyses for Indian mineral owners to utilize as a framework for negotiating value-added agreements with potential business partners; and
- Assisting Indian mineral owners in negotiating complex, value-added agreements with potential business partners conditioned on aggressive work commitments, including acquiring seismic data, drilling wells, timelines, job training, and job placement.

Oil and Natural Gas: Oil and gas production is the largest natural resource revenue generator in Indian country. Since 2008, advances in drilling and completion technologies have continued to improve, and consequently, the economic returns from this previously overlooked resource have accelerated domestic production. The “Shale Revolution” has been a game-changer for Indian reservations, providing new opportunities for economic growth and job creation.

Many reservations are located in known shale play areas and have large amounts of undeveloped or underdeveloped acreage, which is attractive to oil and gas production companies. The production of oil and gas on Indian lands has historically provided significant royalty income to tribes and individual Indians.



Tribal representatives managing a crowded exhibit booth at the North American Prospect Expo in 2018. This event provides a forum for tribes to interact with industry and stimulate interest in leasing, exploring, and developing oil and gas resources on open acreages on tribal lands, with support of Division technical staff.

Renewable and Distributed Energy: Tribes continue to pursue various forms of energy development as a means to increase self-sufficiency, reduce electricity costs, improve energy security, and increase economic activity. Many tribes wish to develop community scale renewable and distributed energy projects because they are often more economically competitive, easier to finance, and easier to connect to existing electric infrastructure. This, in combination with significant industry advancements and growing tribal energy development capacity, has created a high demand for funding and technical assistance with respect to renewable and distributed energy resources.

The economic potential of renewable and distributed energy:

1. Tribes can improve their energy posture by becoming more attentive to the management of energy bills, existing infrastructure, and how energy is used. For example, by simply changing a water pump operation schedule to off-peak hours, one tribe was able to save \$30,000 a year in energy costs. The Division identifies these kinds of opportunities by conducting or funding baseline energy assessments. These assessments are an essential first step toward engaging in further renewable and distributed energy generation.
2. Tribes and reservations have technical potential for renewable energy development. On the low end, five acres of sunny, flat, land is all that is needed to develop a 1 MW solar project generating enough energy to offset the annual energy use of 100-200 homes, depending on location. Additional potential exists for biomass, geothermal, hydro, and wind resources. Division funding and technical assistance aids tribes to further quantify the specific economic potential for each tribe. Once a specific opportunity has been identified, technical staff will assist the tribe to develop the project.



Wood chip storage for the Fond du Lac woody biomass district heating facility, commissioned in April 2018.

The Division responds to tribal demand for community scale energy development by:

1. Employing Division engineers, geologists, and economic development specialists) to perform baseline energy assessments. This includes a preliminary review of energy resource availability and existing economic conditions; and.
2. Working hand-in-hand with the tribe to use grant funding for more in-depth feasibility studies and project development.

As of November 2018, the Division's renewable and distributed generation group had funded or provided technical assistance for 83 renewable and distributed energy projects for 70 different tribes. These projects encompass biomass, waste to energy, hydroelectric, geothermal, solar, and wind resources. More than half of these are small, community scale projects, where tribes are seeking opportunities to reduce local energy costs and enhance energy security.

Solid Minerals: The Division's solid minerals group helps tribes develop solid mineral resources, including base and precious minerals (e.g., gold, copper, silver, rare earth minerals), and industrial minerals (e.g. crushed rock, sand, gravel, clay and limestone), and solid fuels (e.g. coal.) The ultimate goal is to create both jobs and sustainable tribal economies.

Staff assist tribes to: 1) locate and evaluate construction aggregate resources; 2) identify and assist with permitting ; 3) draft portions of technical requirements (such as mine and reclamation plans for aggregate

development); and 4) locate potential business partners (if needed). Project steps in the development of a mineral resource are:

- exploration
- creating a business structure
- regulatory approvals
- financing
- site preparation
- extraction
- processing, and
- site rehabilitation

Staff identifies specific emerging markets and monitors upcoming regional and local infrastructure improvement projects that would require tribal solid minerals resources (like sand and gravel). They work with Bureau regional directors and superintendents as well as other Federal/state/local/tribal government agencies to provide information about these opportunities. The Division also assists tribes to define new and innovative ways to provide cost effective, sustainable, efficient housing utilizing tribal resources, manpower and expertise. Staff also evaluates new uses for mineral resources, such as:

- Limestone, for cement manufacture; agricultural limestone for soil amendment in acidic soils; and lime production for use in environmental mitigation processes and fluidized beds for coal gasification projects.
- Coal: New “alternative” uses of coal including, coal-to-liquid fuels (diesel, gasoline, aviation fuel, etc.), chemicals as feedstock for many industrial uses (fertilizer, plastics, pharmaceuticals, methanol, etc.), and carbon fiber, which is used for products ranging from jet planes and automobiles to bicycles and golf clubs.)
- Proppant (FRAC) Sand: High purity, well sorted silica sand is used in hydraulic fracturing of shale oil, deposits “prop” open fractures and allow oil and gas to freely flow.

The Division’s solid minerals group also focuses on locating and developing aggregate resources on tribal lands. Overall, construction aggregates are the most useful and profitable minerals to extract.



High Performance Adobe crew member laying blocks for the first demonstration home at Pueblo Place, Jemez Pueblo.

As of November 2018, the Division provided funding or technical assistance for approximately 230 energy or mineral projects on 128 reservations.

Oil and Gas:

Wind River Reservation

- Completed a geologic study of Pilot Butte and Steamboat Butte Fields to ascertain potential exploration and development areas.

Renewable Energy:

Mississippi Choctaw Reservation

- Expanded natural gas heating infrastructure to several community buildings, displacing propane. This infrastructure will be managed by a Tribal Gas Utility Authority.
- Completed engineering and planning studies for a woody biomass combined heat and power facility at a plywood manufacturing plant. Construction expected to occur in FY 2019/2020.

Picuris Pueblo

- Commissioned a 1MW solar array to offset community energy demand.

Solid Minerals:

Jemez Pueblo

- The Division found sufficient, tribally owned, clay and sand material to construct durable, energy efficient, custom designed homes. Plans call for building approximately 85 homes.

Taos Pueblo

- The Division found adequate, tribally owned, clay and sand material to construct durable, energy efficient, custom designed homes. This Pueblo's housing project plans to construct approximately 25 homes.

Tribal Energy Development Capacity (TEDC) Funding:

Pechanga Reservation

- Funded development of the Pechanga Tribal Utility (PTU) from the conceptual stage to the implementation stage, the first such tribal entity in California.

Mesa Grande Reservation

- Funded development of Tekamuk Energy, a tribal solar installation company.

Minerals & Mining Central Oversight (\$5,403,000; FTE: 8):

Minerals and Mining Central Oversight provides for staff to meet specific legislative requirements concerning trust responsibilities, such as those required under the Linowes Commission and Indian Mineral Development Act (IMDA), including:

- Providing economic evaluations of energy and mineral resources to Indian mineral owners as requested;
- Furnishing expert technical advice on geology, mining engineering, petroleum engineering, geophysics, feasibility studies, market analyses, and mineral economics to Indian mineral owners; and
- Dispensing expert technical advice to the Indian mineral owners in negotiating IMDA agreements with respective developers.

The Division of Energy and Mineral Development assists the Federal government in meeting its trust responsibilities under the Indian Mineral Development Act. In the last four years, DEMD has worked with tribes to negotiate 48 Indian Mineral Development Act leases for oil and gas.

Indian Energy Service Center: The BIA Central Office administers the Indian Energy Service Center under BIA Trust Services. This regulatory activity is distinct from functions of the Office of Indian Energy and Economic Development.

This subactivity includes support for the Indian Energy Service Center (Service Center) staffed by BIA, the Office of Natural Resources Revenue (ONRR), the Bureau of Land Management (BLM), and the Office of the Special Trustee for American Indians (OST). The Service Center facilitates energy development in Indian Country. The Service Center expedites leasing, permitting, and reporting for conventional and renewable energy on Indian lands, and importantly, provide resources to ensure development occurs safely, protects the environment, and manages risks appropriately by providing funding and technical assistance to support assessment of the social and environmental impacts of energy development. The development of oil and gas and renewable energy resources in several locations within Indian country, have placed new demands on the field-based Federal agencies that contribute to energy development. The agencies must process approximately 250 permits per year to meet the industry's demands or the drilling rigs will move to other non-Indian sites. Workload capacity has not always grown

to meet demand and growing this capacity is sometimes hindered by issues associated with securing qualified staffing for remote locations and the implementation of the administrative processes associated with energy development. The Service Center serves as a multi-agency processing center for certain nationwide trust functions in support of energy production, where this service can be more efficiently provided by an off-site work team. The Service Center supports the Bureau of Indian Affairs (BIA) agencies and regional offices, BLM Field Offices and State Offices, ONRR outreach and accounting functions, and OST beneficiary services. The Service Center provides direct support, technical advice and contractual services to:

- Address backlogs restricting the timely development of energy resources;
- Provide direct services in support of energy development;
- Develop statements (scope of work) and provide funding for contracts to provide short term and long term assistance for field level work to expedite leasing and development;
- Identify and assist with the implementation of best practices for deployment throughout the appropriate bureau or office;
- Help formulate and develop consistent policies, rules, regulations, and business processes, and support the enforcement of them;
- Provide resources to help assess social and environmental impacts of energy development; and
- Conduct risk assessments to address management concerns and develop recommendations for improvement.

Minerals & Mining Regional Oversight (\$922,000; FTE: 3):

This program represents two elements: Funding to the BIA regional staff to assist tribes in the permitting and management of energy and mineral resources in Indian Country. BIA regional staff provides realty and administrative functions for energy and mineral lease development. This is administered at the BIA Central Office and BIA regional office levels. This funding enables DEMD to provide technical support for renewable and conventional energy. Division staff furnishes technical and administrative assistance to tribes under the Indian Mineral Development Act (IMDA) outreach and trust responsibility tracking services. This facilitates key energy and mineral resource development opportunities on Indian lands while assuring consistency with the execution of Federal trust responsibilities.

Subactivity - Community Development Oversight (FY 2020: \$4,661,000; FTE: 2):

The IEED Central Office staff provides management and oversight for all of the DOI's Indian economic development programs, including Indian energy and mineral development; Indian energy policy; the commercial code adoption and implementation program; Indian economic development feasibility study grants; and Indian and tribal procurement outreach and training. It also coordinates intergovernmental collaboration with respect to each of these sub-activities. It is responsible for the day-to-day management of its wide range of projects, creation of new initiatives and monitoring methods, addressing economic development issues as they arise, conducting Internal Control Reviews, and other operational matters.

The IEED's Division of Economic Development (DED), located in the BIA Central Office, assists tribes, American Indians and Alaska Natives to start and sustain businesses, develop commercial codes, bring innovative ideas to the marketplace, take advantage of commercial opportunities, and provide funding to study the feasibility of tribal economic development projects. Services are delivered through direct

technical assistance and by third-party contractors and consultants through discretionary grants. In particular, resources support:

- Training for tribal, American Indian, and Alaska Native business leaders on how to effectively market their products and services and take advantage of Federal, State, and private sector procurement opportunities;
- Hosting business development and procurement events to enable tribes to participate in the Federal market;
- Technical assistance to tribes seeking to expand their legal infrastructure and increase access to business capital by adopting and implementing the Model Tribal Secured Transactions Act (MTSTA);
- Increasing tribal business knowledge by preparing and posting on IEED's website a series of primers dealing with topical tribal economic development issues; and
- Helping tribes meet due diligence requirements to obtain business capital, and preserve scarce tribal financial resources by providing discretionary grants to fund tribal economic development feasibility studies.

Executive Direction & Administrative Services

Executive Direction and Administrative Services (Dollars in thousands)							
Subactivity Program Element	2018 Enacted	2019 CR	FY 2020				Change from 2019 CR
			Internal Transfers	Fixed Costs	Program Changes	Budget Request	
Assistant Secretary Support	10,196	10,196		45		10,241	45
<i>FTE</i>							
Executive Direction	20,510	20,510	99	75		20,684	174
Executive Direction (TPA)	15,119	15,119	138	60		15,317	198
Executive Direction (Central)	2,063	2,063	-39	5		2,029	-34
Executive Direction (Regional)	3,328	3,328		10		3,338	10
<i>FTE</i>	<i>118</i>	<i>120</i>				<i>120</i>	
Administrative Services	49,630	49,630	-195	206		49,641	11
Administrative Services (TPA)	12,866	12,866	-194	66		12,738	-128
Administrative Services (Central)	22,620	22,620		70		22,690	70
Administrative Services (Regional)	14,144	14,144	-1	70		14,213	69
<i>FTE</i>	<i>275</i>	<i>272</i>				<i>272</i>	
Safety and Risk Management	2,999	2,999		9		3,008	9
Central Safety & Risk Management	759	759		3		762	3
Regional Safety Management	2,240	2,240		6		2,246	6
<i>FTE</i>	<i>14</i>	<i>14</i>				<i>14</i>	
Information Resources Technology	44,782	44,782		78	-2,500	42,360	-2,422
Information Resources Technology	44,782	44,782		78	-2,500	42,360	-2,422
<i>FTE</i>	<i>73</i>	<i>73</i>				<i>73</i>	
Human Capital Management	24,113	24,113		447		24,560	447
Human Resources	10,286	10,286		48		10,334	48
Labor-Related Payments & Training	13,827	13,827		399		14,226	399
<i>FTE</i>	<i>71</i>	<i>71</i>				<i>71</i>	
Facilities Management	18,034	18,034		73		18,107	73
Regional Facilities Management	4,229	4,229		16		4,245	16
Operations and Maintenance	13,805	13,805		57		13,862	57
<i>FTE</i>	<i>118</i>	<i>118</i>				<i>118</i>	
Intra-Governmental Payments	23,553	23,553		-1,770	1,199	22,982	-571
<i>FTE</i>							
Rentals [GSA/Direct]	37,930	37,930		4,224		42,154	4,224
<i>FTE</i>							
Total Requirements	231,747	231,747	-96	3,387	-1,301	233,737	1,990
<i>FTE</i>	<i>669</i>	<i>668</i>				<i>668</i>	<i>0</i>

Program Description:

This activity funds support programs including Executive Direction, Administrative Services, Safety and Risk Management, Information Technology, Human Resources, Facilities Management, the DOI Working Capital Fund, and Rentals. Executive Direction funds leadership and policy offices.

2020 Activities:

- Administrative Services include budget and performance management, accounting management, acquisition and procurement management, property management, safety management, and internal evaluation and assessment.
- The Safety and Risk Program ensures safety at BIA- and tribally-owned facilities serving BIA-funded programs.

- The Information Technology program funds the operation and maintenance of core systems and services for a diverse set of mission needs, including business services, social services, transportation, irrigation, power, trust, forestry, justice services, detention centers, and wildland firefighters.
- Human Capital Management includes human resources support, workers' compensation payments, and unemployment compensation.
- Facilities Management provides funding for operations and maintenance of IA facilities across the Nation consisting of 1,461 administrative-type buildings, including offices, fire stations, garages, warehouses, communication repeaters, and utility plants with approximately 4.6 million square feet at 160 locations.
- Intra-Governmental Payments include services provided or administered by the Department of the Interior. The Rental program provides office space for BIA Central, Regional, and Agency offices and special purpose spaces.

Justification of 2020 Program Changes:

Information Resources Technology (-\$2,500,000):

The FY 2020 budget request proposes \$42.4 million for Information Resources Technology for Indian Affairs programs. The Office of Information Management and Technology will continue to provide computer technology support and services to Indian Affairs organizations and to other external customers including the BIA Albuquerque Data Center (a DOI High Value Asset), and various Indian programs within the Department of Health and Human Services.

Intra-Government Payments (+\$1,199,000):

The FY 2020 budget request proposes \$24.8 million for Intra-Government Payments. This funds the direct and central billings for the Departmental Working Capital Fund. These charges include assessments for Department-wide services including oversight of major administrative systems such as the Federal Personnel and Payroll System; DOI University; Facilities Management Services; Support Services; Space Management Services; Technology and Telecommunications services; and the Financial and Business Management System (FBMS).

Subactivity - Assistant Secretary Support (FY 2020: \$10,241,000):

Program Overview:

The Assistant Secretary – Indian Affairs and the immediate staff are included in the Office of the Secretary's budget request; therefore, these FTEs are not reflected in BIA's budget submission. The organizations under the Assistant Secretary described below support the BIA with funding the BIA provides under a reimbursable agreement with the Office of the Secretary.

The *Office of Congressional and Legislative Affairs (OCLA)* oversees and coordinates the legislative planning and congressional relations activities for BIA. The OCLA provides legislative research and assistance to program offices in developing legislation, preparing testimony, and providing legislative histories on various issues. The OCLA also works with Congressional committees and responds to

requests for information from congressional staff, DOI, other Federal agencies, tribal leadership, and the public at large on various issues concerning American Indians and Alaska Natives.

The *Office of Public Affairs (OPA)* provides liaison functions with media, the public and other government agencies in need of information about Indian Affairs. The OPA creates and disseminates all press releases to news media outlets, websites, and interested stakeholders. The OPA serves as IA, Web Content Manager as well as monitoring content uploaded by BIA and BIE content managers. The OPA also serves as Internal Communications coordinator for Indian Affairs and approves broadcast communications.

The *Office of Regulatory Affairs and Collaborative Action (ORACA)* conducts the review and revision of all regulations governing Indian Affairs programs facilitating the development and implementation of consistent policies and procedures governing the performance of the Assistant Secretary's Indian trust responsibilities. The ORACA also provides tools necessary to meet the trust management goals identified in statute, manages all Federal Register Notices for the organizations reporting to and for ASIA, and is responsible for the development and implementation of the Indian Affairs Conflict Resolution program.

The *Office of Federal Acknowledgement (OFA)* implements Title 25 of the Code of Federal Regulations, Part 83 – Procedures for Federal Acknowledgment of Indian Tribes. On July 1, 2015, DOI issued a final rule regarding Federal acknowledgment which became effective on July 31, 2015. Section 83.7 of these 2015 regulations allows petitioners that have submitted a complete petition but have not yet received a final agency decision to choose whether to proceed under the current 2015 regulations, applying those standards and processes, or the standards and processes of 25 CFR, Part 83 revised as of April 1, 1994 (superseded regulations). For transparency, the 2015 regulations allow OFA to post to its website; petition materials, comments, guidance, and advice to the extent feasible and allowable under Federal law, except documentation and information protected from disclosure under Federal law. These postings allow petitioning groups, other parties (such as State and local governments), and the public to have access to the administrative record.

The *Office of Indian Gaming (OIG)* acts as the primary advisor to the Secretary and Assistant Secretary – Indian Affairs on Indian gaming and implements the Secretary's responsibilities under the Indian Gaming Regulatory Act (IGRA), Pub. L. 100-497. The OIG's duties and responsibilities include the administrative review and analysis of the statutory and regulatory requirements of IGRA and related statutes, policy development, and technical assistance to tribal and State stakeholders.

The *Office of Self-Governance (OSG)* Self-governance compacts provide tribal governments with greater flexibility and responsibility to meet the social, economic, and cultural needs of their people and are a cornerstone of tribal sovereignty for many Indian Nations and Alaska Native Villages. Almost half of federally-recognized tribes have entered into self-governance compacts via OSG. The OSG combines financial assistance and compacting services for tribes in a one-stop shop. In 2019, it is estimated OSG will distribute \$600 million in funding to 285 tribes covered by 126 self-governance compact agreements.

In addition, OSG conducts a range of fiscal and contracting responsibilities to compact tribes including:

- Negotiating annual and multi-year funding agreements with eligible Self Governance tribes and consortia, calculating contract support, and resolving issues identified in financial and tribal operations.
- Scheduling and reconciling fund transactions with program and account managers in the BIA and with partner Federal agencies.
- Satisfying the program accountability requirements of other Federal agencies by reviewing pass through funding for program funding consistency.
- Assisting in the growth of self-governance by marketing and developing educational products.
- Recruiting additional tribes to enter into self-governance compacts.
- Managing any appeals and conflicts in funding and contractual language.
- Reviewing and resolving annual audit and evaluation reviews.

The OSG provides a central point of coordination on policy and practical issues with other non-BIA offices that engage in self-governance compacting with tribes for non-BIA services and programs. The OSG also provides review for legislative proposals that impact tribal programs in the area of self-governance.

The *Deputy Assistant Secretary for Management Office (DASM)* provides executive leadership, guidance, and direction to the following operations: Office of the Chief Financial Officer, Office of Budget and Performance Management, Office of Information Management Technology, Office of Human Capital Management, the Office of Facilities, Property, and Safety Management, the Division of Administration and Resources Management, and the Division of Internal Evaluation and Assessment.

The *Division of Administration and Resources Management* provides administrative resources, executive correspondence, FOIA management, logistic, and facility management support to the Assistant Secretary organization and subordinate programs. Support includes such activities as government credit card management, time and attendance system support, acquisition of services, and personnel liaison with servicing human resources offices. The Division performs FOIA case management and recordation and executive correspondence processes for all Indian Affairs organizations. The organization also provides logistical facility and property support for the BIA, BIE, and Assistant Secretary organizations in the Washington, D.C. metropolitan area.

Subactivity - Executive Direction (FY 2020: \$20,684,000; FTE: 120):

Program Overview:

Executive Direction provides executive leadership and policy direction for BIA, executing the line responsibility on behalf of and as delegated by the Secretary of the Interior to achieve mission responsibilities. This subactivity provides the core funding for the senior leadership of BIA, including the Office of the Director, the Office of the Deputy Bureau Director - Field Operations, BIA Regional Directors Offices, and BIA Agency Superintendents.

Executive Direction: (TPA) (\$15,317,000; FTE: 96):

This funding supports the Offices of the Superintendent at 83 BIA agency locations located across the Nation. Agency Superintendents serve tribes at the local level providing planning, direction, and line management leadership for the day-to-day implementation of policy initiatives and program operations. Agency Superintendents also provide decision-making, direction, public relations, BIA representation to other governmental agencies and private sector organizations, and overall management of assigned resources at the local level.

Executive Direction (Central) (\$2,029,000; FTE 8):

The BIA senior leadership at the Central Office management level provides organizational direction and coordination to ensure that all programs are effectively integrated in areas of policy formulation and review, tribal consultation, representation of BIA to other governmental agencies and private sector organizations, and the overall management of assigned resources. The BIA senior leadership provides policy direction and advises on all matters regarding mission, program, functional and managerial policy matters. They also develop and execute policies, administer the employee ethics program, review and evaluate the achievements of BIA, Central Office and all field offices, and coordinate the activities of BIA with other Federal agencies for direct efficient and effective operations.

Executive Direction (Central) also funds the Equal Employment Opportunity (EEO) program. Pursuant to DOI guidance, EEO provides direction and guidance to execute policy on the promotion of EEO programs including, but not limited to, compliance with and enforcement of all current statutes and policies.

Executive Direction (Regional) (\$3,338,000; FTE 16):

The BIA's Regional Directors Offices (RDO) and their immediate support staff are located in 12 Regional Offices throughout the United States. The RDO function primarily on behalf of the Secretary of the Interior, AS-IA, the Director, and BIA on a daily basis by maintaining the government-to-government relationship with tribes and upholding the Indian Trust responsibility. Activities include policy review and formulation, tribal consultation, representing BIA in activities involving other governmental agencies and private/public organizations, determination of BIA administrative and tribal program appeals, and daily administrative of all administrative functions.

Subactivity - Administrative Services (FY 2020: \$49,641,000; FTE: 272):

The BIA Administrative Services are responsible for improving internal controls and fiscal integrity in the areas of budget and performance management, accounting management, acquisition and procurement management, property management, safety management, and internal evaluation and assessment. The BIA Administrative Services provides overarching support to the Office of Trust Services programs, Office Indian Services programs, BIE and OJS along with all other related programs.

Administrative Services (TPA) (\$12,738,000; FTE 102):

This program provides administrative services at the agency level either through direct program services or Pub.L. 93-638 contracts/grants.

Administrative Services (Central) (\$22,690,000; FTE 57):

The *Office of the Chief Financial Officer (OCFO)* is responsible for the Indian Affairs annual financial audit in compliance with the Chief Financial Officers Act of 1990, and the development of systems, policies and procedures to guide the BIA Central and Regional Offices operations in the areas of financial management, accounting and payments, contracts and procurements, and commercial grant administration. The Chief Financial Officers (CFO) Act, the Federal Acquisition Regulations (FAR), the Federal Managers Financial Integrity (FMFIA) Act, the Government Management Reform Act, and various Office of Management and Budget regulations largely guide activities of the OCFO.

The *Office of Facilities, Property, and Safety Management (OFPSM) Division of Property Management (DPM)* is responsible for providing leadership, oversight and advice on property management policies and procedures to Indian Affairs senior management and property management personnel to assure compliance with laws, regulations, and internal controls for the Federal Management Regulation (FMR), Department of the Interior, Office of Management and Budget, and the General Services Administration. DPM ensures that IA's real and personal property and fleet assets serve the mission of IA through strategic management for assets life cycle such as planning, budgeting, acquisition, utilization, and disposal.

The *Office of Budget and Performance Management (OBPM)* is responsible for planning, formulating and justifying the Indian Affairs budget submissions; and coordinating and executing budget requirements.

The *Division of Internal Evaluations and Assessment* provides guidance and oversight to ensure that internal controls are established and maintained for Indian Affairs programs, organizations, and functions for financial audits of tribal contractors and grantees. The program also monitors programs and resources for compliance with laws, regulations, policies and procedures. The program conducts internal IA reviews to ensure programs achieve intended results and resources are used consistent with DOI agency mission and are protected from waste, fraud, and mismanagement. The program provides financial guidance and assistance to IA organizations on the Single Audit Act and OMB Circular A-133 (A-133), Audits of States, Local Governments and Non-Profit Organizations. The program also ensures financial compliance with the Single Audit Act and 2 CFR Part 200 Uniform Administrative Requirement, Cost Principle, and Audit Requirements for Federal Awards.

Administrative Services (Regional) (\$14,213,000; FTE 113):

The Regional Offices provide administrative services in 6 key areas: finance, budget, facilities management, acquisitions, property management, and safety management. The program regulates and accounts for resources used to achieve BIA's mission and uphold mandates as required by Federal statutes such as the Indian Self-Determination Act, as amended. Each function is a direct operating service in support of Federal trust program activities. To maximize resources, the Regional Offices work with agency sites to coordinate resources to meet programmatic responsibilities. Staff also provides technical advice and assistance to tribes within their servicing areas, specifically related to Pub.L. 93-638 contract and grant programs.

Subactivity - Safety and Risk Management (FY 2020: \$3,008,000; FTE: 14):

Program Overview:

The Safety and Risk Management Program fulfills statutory requirements and administers programs that are required by law for the safety and management of IA-owned facilities serving BIA-funded programs, or tribally-owned facilities serving BIA-funded law enforcement programs and IA employees. These statutes and programs include: Occupational Safety and Health Act, (29 U.S.C. 651 et seq.); inspection of facilities conditions at BIA-funded schools (25 U.S.C. 2005); Federal Employees Compensation Act (U.S.C. 8101 et seq.); the Federal Tort Claims Act (28 U.S.C. 2671 et seq.); Military Personnel and Civilian Employees' Claims Act (31 U.S.C. 3721 et seq.); Bureau Fire Marshal (25 IAM); and Motor Vehicle Operator Safety (25 IAM). The IA Safety and Risk Management Program covers all IA controlled facilities, including facilities constructed, operated or maintained under contracts or grants authorized by the Indian Self-determination and Education Assistance Act (Pub.L. 93-638) or the Tribally Controlled Schools Grant Act (Pub.L. 100-297).

Central Safety & Risk Management (\$762,000; FTE: 4):

The *Office of Facilities, Property, and Safety Management (OFPSM) Division of Safety and Risk Management (DSRM)* provides senior leadership, policy, and oversight for Indian Affairs' safety programs required by law including occupational safety and health, industrial hygiene, and public safety (non-law enforcement). The DSRM reviews architectural and engineering drawings, specifications, shop design submittals, and all other documents for construction and major rehabilitation or repair of facilities and existing facilities for compliance with applicable health and safety codes and standards. The DSRM conducts acceptance inspections for new construction and major renovation projects for issuance of a Certificate of Occupancy. The DSRM also collects statistics, analyzes information, prepares reports, provides training, and maintains a safety management information system. The Motor Vehicle Operator, Workers Compensation and Loss Compensation programs are also administered by DSRM.

Regional Safety Management (\$2,246,000; FTE 10):

The Regional Safety and Health program ensures that IA employees comply with applicable safety procedures, health laws and regulations to provide a safe and healthful working environment. The program's efforts are focused on developing courses of action to eliminate or reduce hazards to an acceptable level. The program conducts annual workplace inspections, monitors Office of Workers Compensation Program chargebacks, and provides training and technical assistance to all locations with IA-owned or tribally-owned facilities serving IA-funded programs. Other duties include performing annual safety inspections, processing annual driving record history verifications, processing workers' compensation claims, processing loss compensation claims, and conducting safety and health training.

Subactivity - Information Resources Technology (FY 2020: \$42,360,000; FTE: 73):

The Information Resources Technology (IRT) program provides Information Technology (IT) services to Indian Affairs programs and is responsible for compliance with the Federal Financial Management Improvement Act, Federal Management Financial Integrity Act, OMB Circular A-123, and Federal Information Technology Acquisition Reform Act (FITARA). The IRT program funds the operation and maintenance of core systems and services for BIA programs to fulfill their obligations to the 573 federally

recognized tribes. The program provides IT support and services to BIA locations nationwide, supporting a diverse set of mission needs, including business services, social services, transportation, irrigation, power, trust, forestry, justice services, detention centers, and wildland firefighters.

Subactivity - Human Capital Management (FY 2020: \$24,560,000; FTE: 71):

Program Overview:

Human Capital Management includes human resources support, workers' compensation payments, unemployment compensation, and employee displacement costs.

Human Resources (\$10,334,000; FTE 71):

Human Resources consist of the Office of Human Capital Management which provides all human resource operational services to all of Indian Affairs and the Center for Personnel Security.

The *Office of Human Capital Management* provides all recruitment, on-boarding, personnel staffing, position classification, employee benefit administration and has in-sourced retirement services, personnel action processing, records management, managing and maintaining the personal identity verification card credentialing program, nationwide labor relations administration and contract negotiations, and employee relations including representation before third parties. The OHCM develops, interprets, and issues HR and employee development policy. The Office also monitors, evaluates, and implements initiatives to improve human resource management processes, services, and organizations in Indian Affairs.

The *Center for Personnel Security* is responsible for determining position sensitivity level for each position occupied; ensuring the appropriate background investigation and reinvestigation is conducted for appointees, employees, contractors, consultants, volunteers, and tribal users for BIA. This office is also responsible for policies and procedures related to suitability and clearance determination and processes.

Labor-Related Payments and Training (\$14,226,000):

The Labor-Related Payments and Training program consists of the following three components:

Workers' Compensation Payments: Provides reimbursements to the Department of Labor (DOL) for on-the-job injury payments based on the DOL's annual charge back.

Unemployment Compensation: Provides reimbursements to the DOL for unemployment compensation payments on a prorated share. Allocations are based upon percentages obtained from the contractor's match of actual State charges with the DOL's payroll records annually.

Employee Displacement Costs: Pursuant to Section 205 of the 1988 amendments to the Indian Self-Determination Act (Pub.L.100-472), this program covers the payment of separation costs to Indian Affairs employees who are separated from Federal employment due to tribal contracting or compacting of Federal programs under Pub.L. 93-638, as amended. These costs include severance pay and lump sum annual leave payments.

Subactivity - Facilities Management (FY 2020: \$18,107,000; FTE: 118):

Program Overview:

The Facilities Management subactivity provides funding for two programs: BIA Regional Facilities Management; and Operations and Maintenance (O&M) for BIA administrative buildings and structures. The BIA Regional Facilities Management programs, operating under the direction of BIA Regional Directors, provide guidance, technical assistance, and oversight to local education, public safety and justice, and BIA Agency facilities management staff to operate and maintain their facilities. In addition Regional Facilities Management programs administer and provide support for executing facilities improvement and repair projects. The O&M program provides funding to operate and maintain BIA facilities across the Nation, which consists of 1,408 administrative-type buildings, including offices, fire stations, garages, warehouses, communication repeaters, and utility plants with approximately 4.5 million square feet at 160 locations across the 12 BIA Regions.

Regional Facilities Management (\$4,245,000; FTE 27):

The BIA Regional Facilities Management programs, operating under the direction of BIA Regional Directors, provide guidance, technical assistance, and oversight on construction, renovation, operations, and maintenance of BIA-funded facilities to local education, public safety and justice, and BIA Agency facilities management programs. The programs also assist local programs with data gathering and reporting and project development and prioritization to support the Indian Affairs-Facilities Management System.

Operations and Maintenance (\$13,862,000; FTE 91):

The O&M program funds daily operations and maintenance at BIA facilities at 160 locations across the 12 BIA Regions. The inventory of facilities includes 1,408 administrative-type buildings, including offices, fire stations, garages, warehouses, communication repeaters, and utility plants with approximately 4.5 million square feet. O&M services keep buildings in safe, healthy, and environmentally compliant conditions.

Facilities Operations: Operations activities and costs include janitorial services, utilities expenses, refuse disposal, fire protection, maintenance vehicles, communication services expenses, and pest control. Utility expenses include electrical power, natural gas, propane, heating oil, potable water, sewer, and refuse collection.

Facilities Maintenance: Funding covers annual routine maintenance activities and preventive, cyclical, and emergency unscheduled repairs and replacement projects below \$2,500 addressing needs at BIA structures, equipment, and utility systems. In addition to buildings, structures include telecommunication radio repeater towers, water towers, underground and above ground fuel storage tanks, parking lots, landscaping, sidewalks, and fencing. Equipment includes heating, ventilation and air conditioning (HVAC), boilers, furnaces, fire alarm panels, sprinkler controls, security lights/camera and emergency lights and sirens and master control systems. Utility systems include electrical systems, potable water treatment and distribution systems, sewer treatment and collection systems, storm drainage, fire hydrants, gas distribution, street lighting and Supervisory Control and Data Acquisition.

Subactivity - Intra-Governmental Payments (FY 2020: \$22,982,000):

Indian Affairs makes contributions to the DOI Working Capital Fund for services provided or administered by the Department, the Interior Business Center (IBC), the United States Postal Service (USPS), and the General Services Administration (GSA). Department-wide services include oversight of major administrative systems such as the Federal Personnel and Payroll System; DOI University; Employee and Public Services; Security Program; Facilities Management Services; Support Services; Space Management Services; Technology and Telecommunications services; and FBMS. The GSA charges include voice and data services; USPS charges consist of all classes of mail being utilized by the BIA.

Subactivity - Rentals [GSA/Direct] (FY 2020: \$42,154,000):

This program provides the core funding for BIA office and special purpose spaces, which includes occupancy agreements with GSA and direct leases, primarily with tribes. Funding covers rental costs for all Indian Affairs programs including office space for Indian Affairs central, regional and agency offices, Indian education schools and offices, and Office of Justice Services law enforcement and detention centers, including grounds.

GSA Rentals: Funds support approximately 100 GSA occupancy agreements with over 1.0 million square feet of office, warehouse, and parking space as well as building and storage lots. Funding also supports 25 direct leases with approximately 550,000 square feet of office and warehouse space as well as four land leases/easements and three detention centers/police stations which contain an additional 145,000 square feet of space.

Direct Rentals: Funds cover lease contract costs for spaces directly leased by BIA under GSA's delegation of lease authority program.

Contract Support Costs

Appropriation Language

DEPARTMENT OF THE INTERIOR

BUREAU OF INDIAN AFFAIRS

Contract Support Costs

For payments to tribes and tribal organizations for contract support costs associated with Indian Self-Determination and Education Assistance Act agreements with the Bureau of Indian Affairs and the Bureau of Indian Education for fiscal year 2020, such sums as may be necessary, which shall be available for obligation through September 30, 2021: Provided, That, notwithstanding any other provision of law, no amounts made available under this heading shall be available for transfer to another budget account.

Note.—A full-year 2019 appropriation for this account was not enacted at the time the budget was prepared; therefore, the budget assumes this account is operating under the Continuing Appropriations Act, 2019 (Division C of P.L. 115–245, as amended). The amounts included for 2019 reflect the annualized level provided by the continuing resolution.

SUMMARY OF REQUIREMENTS

Contract Support Costs

(Dollars in Thousands)

	2018 Enacted		2019 CR		Internal Transfers (+/-) Amount	Fixed Costs (+/-) Amount	Program Changes (+/-)		2020 President's Budget Request		Change from 2019 CR (+/-)	
	FTE	Amount	FTE	Amount			FTE	Amount	FTE	Amount	FTE	Amount
CONTRACT SUPPORT COSTS ACCOUNT												
Contract Support	0	257,093	0	289,200	0	0	0	-8,343	0	280,857	0	-8,343
Indian Self-Determination Fund	0	5,000	0	5,000	0	0	0	0	0	5,000	0	0
TOTAL, CONTRACT SUPPORT COSTS ACCOUNT	0	262,093	0	294,200	0	0	0	-8,343	0	285,857	0	-8,343

Contract Support Costs (Dollars in thousands)							
Subactivity Program Element	2018 Enacted	2019 CR	FY 2020				Change From 2019 CR
			Internal Transfers	Fixed Costs	Program Changes	Budget Request	
Contract Support <i>FTE</i>	257,093	289,200			-8,343	280,857	-8,343
Indian Self-Determination Fund <i>FTE</i>	5,000	5,000				5,000	
Total Requirements <i>FTE</i>	262,093	294,200			-8,343	285,857	-8,343

Program Description

Contract support costs are a key component of tribal self-determination and support the ability of tribes to assume responsibility for operating Federal programs. The funding is provided to cover the costs that tribes incur for the management and administration of their tribal contracts.

2020 Activities:

The 2020 request will support tribal self-determination by covering the costs that tribes incur for the management and administration of their tribal contracts.

Justification of 2020 Program Changes:

The FY 2020 budget request for the Contract Support Costs activity is \$285,857,000. The proposed amount is estimated to fully fund contract support costs. The 2020 budget continues to request funding for Contract Support Costs in a separate indefinite current account.

Subactivity: Contract Support; (FY 2020: \$280,857,000):

In 1975, the Indian Self-Determination and Education Assistance Act of 1975 (the Act), as amended (Pub.L. 93-638) authorized Indian tribes to take over the administration of programs that had been previously administered on their behalf by the Department of the Interior. In passing the Act, Congress recognized that the Federal government's administration of Indian programs prevented tribes from establishing their own policies regarding program services. The Act removed that impediment; it allows tribes to contract for a range of Indian programs that are managed by the BIA on their behalf. Once having contracted the program, a tribe assumes responsibility for all aspects of its management, such as hiring program personnel, conducting program activities, delivering program services, and establishing and maintaining administrative and accounting systems. Typical programs that are contracted by tribes include such BIA programs as law enforcement, social services, road maintenance, and forestry.

Congress amended the Act in 1988 and 1994 to provide that, under self-determination contracts, tribes will receive eligible funding for contract support costs in addition to the base program amount. Since 1988, Congress has provided funding for contract support costs in annual appropriations acts. The

funding included in a tribe's contract is the sum of program funds transferred by BIA plus the eligible contract support funds provided for that tribe's allowable administrative and managerial costs.

In implementing the Act's provisions for contract support costs, BIA commonly refers to the following three categories of contract support costs: (1) indirect costs, which are the costs incurred for a common or joint purpose benefitting more than one contract objective, or which are not readily assignable to the contract objectives specifically benefitted without effort disproportionate to the results achieved; (2) direct contract support costs, which are the costs of the activities tribes incur but are not provided in program funding or indirect funding, such as the cost of program-specific training; and (3) startup costs, which are the one-time costs incurred during the initial year an agreement is in effect. The request for startup costs shall be reasonable, allowable, and allocable as it applies to the program, service, function or activity (PSFA).

As the fiscal year progresses, and in the event of an overpayment of contract support funds, BIA will recoup the funds and may redistribute the funding to tribes that have an increased contract support cost need.

Fully funding contract support costs allows BIA to meet the Act's legal requirement to pay these costs, advance the Administration's policy of strengthening Indian self-determination; enhance BIA contracting programs; comply with the Supreme Court's decision in *Salazar v. Ramah Navajo Chapter*, 567 U.S. 182 (2012), that payment of contract support costs is a legally enforceable contract obligation; and reduce BIA's exposure to breach of contract lawsuits.

Subactivity: Indian Self-Determination Fund (FY 2020: \$5,000,000)

Each year BIA estimates the amount of funds each tribe with existing contracts should receive for contract support costs. Beginning in FY 1995, BIA established a separate Indian Self-Determination Fund (ISD), a two-year appropriation to provide funding for contract support costs for new and expanded contracts during the first year of operation. The ISD fund enables BIA to assist with startup costs for the new or expanding PSFA's. The funding includes allowable start-up costs, without decreasing the funding for ongoing contracts. In the second year of a contract, the funding amount is added to the contract support cost calculation and the tribe receives a share of contract support funding for ongoing contracts.

The ISD may include the allowable costs to: (1) provide an initial transfer of a program previously operated by BIA to the tribe or tribal organization; (2) expand current tribal operations through the assumption of additional programs previously operated by BIA; or, (3) provide initial contract support funding for all new and expanded awards under the Act, including the assumption of programs previously operated by other tribes or tribal organizations, and for newly recognized tribes.

The Regional staff is encouraged to begin discussions with the proposing tribes or tribal organizations early to identify the amount of need and allowable startup contract support costs. Once the amount of need is identified, and before the end of the proposal's review period, a request for this amount is

submitted to the Division of Self-Determination Services for approval and for a determination if funds are available. The BIA Central Office determines approval of ISD proposals and startup funds by request from the Regional office, after the Regional office recommends approval of proposals for new and expanded contracts.

The ISD supports two BIA goals: (1) fostering strong and stable tribal governments and (2) providing tribes with the resources they need to enhance their basic government infrastructure.

The ISD complements other cross-cutting budget programs such as Contract Support Costs and the New Tribes program. These activities are dependent upon each other for meeting the goal of strengthening Indian Self-Determination.

Construction

Appropriation Language

DEPARTMENT OF THE INTERIOR

BUREAU OF INDIAN AFFAIRS

Construction

(INCLUDING TRANSFER OF FUNDS)

For construction, repair, improvement, and maintenance of irrigation and power systems, buildings, utilities, and other facilities, including architectural and engineering services by contract; acquisition of lands, and interests in lands; and preparation of lands for farming, and for construction of the Navajo Indian Irrigation Project pursuant to Public Law 87-483; \$58,482,000, to remain available until expended: Provided, That such amounts as may be available for the construction of the Navajo Indian Irrigation Project may be transferred to the Bureau of Reclamation: Provided further, That any funds provided for the Safety of Dams program pursuant to the Act of November 2, 1921 (25 U.S.C. 13) shall be made available on a nonreimbursable basis: Provided further, That in order to ensure timely completion of construction projects, the Secretary may assume control of a project and all funds related to the project, if, within 18 months of the date of enactment of this Act, any Public Law 93-638 contractor receiving funds appropriated in this Act or in any prior Act, has not completed the planning and design phase of the project and commenced construction: Provided further, That this appropriation may be reimbursed from the Office of the Special Trustee for American Indians appropriation for the appropriate share of construction costs for space expansion needed in agency offices to meet trust reform implementation.

Note.—A full-year 2019 appropriation for this account was not enacted at the time the budget was prepared; therefore, the budget assumes this account is operating under the Continuing Appropriations Act, 2019 (Division C of P.L. 115-245, as amended). The amounts included for 2019 reflect the annualized level provided by the continuing resolution.

Appropriation Language Citations

BUREAU OF INDIAN AFFAIRS

Appropriation Construction

General Authorization

25 U.S.C. 13 (The Snyder Act of November 2, 1921) is the basic authority under which the Secretary provides services, including construction of facilities, to support operating programs to federally recognized tribes. This Act also provides for the enlargement, extension, improvement, and repair of the buildings and grounds of existing plants and projects. In addition, most of the major projects have specific authorizations.

1. For construction, repair, improvement, and maintenance of irrigation and power systems

For construction, repair, improvement, and maintenance of irrigation and power systems involving irrigation canals, wells, hydroelectric dams, and water and electrical distribution systems.

Pub. L. 106-382

Pub. L. 87-483

Pub. L. 114-322

Pub. L. 106-382 (The Fort Peck Reservation Rural Water System Act of 2000) provides that the Federal share of construction of the Assiniboine and Sioux Rural Water system shall be 100 percent, and shall be funded through annual appropriations to the Bureau of Reclamation; then 100 percent of the Federal share of the cost of operation and maintenance of the Assiniboine and Sioux Rural Water System shall be funded through annual appropriations to the Bureau of Indian Affairs.

Pub. L. 87-483 (76 Stat.96), as amended, provides for the construction, operation, and maintenance of the Navajo Indian Irrigation Project.

Pub. L. 114-322 (Water Infrastructure Improvements for the Nation Act of 2016) established in the Treasury of the United States two funds, the “High-Hazard Indian Dam Safety Deferred Maintenance Fund” and the “Low-Hazard Indian Dam Safety Deferred Maintenance Fund” for “the completion of repairing, replacing, improving, or performing maintenance on Indian dams as expeditiously as practicable, subject to the dam safety policies of the Director of the Bureau of Indian Affairs established to carry out the Indian Dams Safety Act of 1994 (25 U.S.C. 3801 et seq.)” The funds shall terminate on September 30, 2023. The America’s Water Infrastructure Act of 2018 (S. 3021), Sec 4314 extends the expiration date to September 30, 2030. The Act also established in the Treasury of the United States a fund, to be known as the “Indian Irrigation Fund” for the “completion of repairing, replacing, modernizing, or performing maintenance on [certain Indian irrigation] projects”. The America’s Water Infrastructure Act of 2018 (S. 3021) amended Sections 3212(a), 3213(a), 3216, 3221(b), 3224(d), and 3226 of the WIIN Act (130 Stat. 1750) to extend the date for accomplishments to each of fiscal years 2017 through 2028.

2. For the Operations and Maintenance of Indian Affairs facilities.

25 U.S.C. 13

25 U.S.C. 13 provides generally for the use of funds for the operation and maintenance of Indian Affairs facilities.

3. Acquisition of lands, and interests in lands.

25 U.S.C. 5108

25 U.S.C. 5108 provides that the Secretary of the Interior is authorized, in his discretion, to acquire, through purchase, relinquishment, gift, exchange, or assignment, an interest in lands, water rights, or surface rights to lands, within or without existing reservations, including trust or otherwise restricted allotments, whether the allottee be living or deceased, for the purpose of providing land for Indians. Such sum may not exceed \$2,000,000 in any one fiscal year.

4. Indian Roads Program.

25 U.S.C. 318a
23 U.S.C. 201-204

25 U.S.C. 318a authorizes material, equipment, supervision and engineering in the survey, improvement, construction, and maintenance of Indian reservation roads.

23 U.S.C. 201 et seq. (The Surface Transportation and Uniform Relocation Assistance Act of 1987) provides for the expenditure of Federal funds on Indian reservation roads. Section 202 of the Act provides for a portion of the funds appropriated for Indian reservation roads to be used by the Secretary of the Interior for program management and project related administrative expenses. Section 203 of the Act identifies a three-year period of availability after the close of the fiscal year for which authorized, for Indian reservation roads projects. Section 204 provides that Highway Trust funds for Indian reservation roads may be used by the Secretary of the Interior for the cost of construction and improvement of such roads.

5. Dams.

25 U.S.C. 3801

25 U.S.C. 3801 (The Indian Dams Safety Act of 1994) provides authority to establish and operate a dam safety maintenance and repair program to ensure maintenance and monitoring of the condition of dams and to maintain the dams in a satisfactory condition on a long-term basis.

6. Quarters Program.

5 U.S.C. 5911

5 U.S.C. 5911 et seq. (Federal Employees Quarters and Facilities Act) provides for the use of Federal quarters and collection of rent, for the Operations and Maintenance of such structures.

SUMMARY OF REQUIREMENTS

Construction

(Dollars in Thousands)

	2018 Enacted		2019 CR		Internal Transfers (+/-) Amount	Fixed Costs (+/-) Amount	Program Changes (+/-)		2020 President's Budget Request		Change from 2019 CR (+/-)	
	FTE	Amount	FTE	Amount			FTE	Amount	FTE	Amount	FTE	Amount
CONSTRUCTION												
EDUCATION CONSTRUCTION												
Replacement School Construction	0	105,504	0	105,504								
Replacement Facility Construction	0	23,935	0	23,935								
Employee Housing Repair	1	13,574	2	13,574								
Facilities Improvement & Repair	6	95,232	6	95,232								
Total, Education Construction	7	238,245	8	238,245								
PUBLIC SAFETY & JUSTICE CONSTRUCTION												
Facilities Replacement/New Construction	0	18,000	0	18,000	0	0	0	-18,000	0	0	0	-18,000
Employee Housing	0	4,494	0	4,494	0	0	0	-1,402	0	3,092	0	-1,402
Facilities Improvement & Repair	0	9,372	0	9,372	0	0	0	-5,314	0	4,058	0	-5,314
Fire Safety Coordination	1	169	1	169	0	+1	0	-3	1	167	0	-2
Fire Protection	0	3,274	0	3,274	0	0	0	-169	0	3,105	0	-169
Total, Public Safety & Justice Construction	1	35,309	1	35,309	0	+1	0	-24,888	1	10,422	0	-24,887
RESOURCES MANAGEMENT CONSTRUCTION												
Irrigation Project Construction	3	24,692	3	24,692	0	+3	0	-11,597	3	13,098	0	-11,594
Engineering & Supervision	9	2,596	10	2,596	0	+8	-1	-625	9	1,979	-1	-617
Survey & Design	0	1,016	0	1,016	0	0	0	-426	0	590	0	-426
Federal Power Compliance [FERC]	1	648	1	648	0	+1	0	-7	1	642	0	-6
Dam Projects	20	38,240	19	38,240	0	+15	-1	-18,511	18	19,744	-1	-18,496
Total, Resources Management Construction	33	67,192	33	67,192	0	+27	-2	-31,166	31	36,053	-2	-31,139
OTHER PROGRAM CONSTRUCTION												
Telecommunications Improvement & Repair	0	1,119	0	1,119	0	0	0	-2	0	1,117	0	-2
Facilities/Quarters Improvement & Repair	0	3,919	0	3,919	0	0	0	-1,002	0	2,917	0	-1,002
Construction Program Management	19	8,329	19	8,329	0	+17	0	-373	19	7,973	0	-356
Total, Other Program Construction	19	13,367	19	13,367	0	+17	0	-1,377	19	12,007	0	-1,360
TOTAL, CONSTRUCTION	60	354,113	61	354,113	0	+45	-2	-57,431	51	58,482	-2	-57,386

Bureau of Indian Affairs
Construction
Justification of Fixed Costs and Internal Realignments
(Dollars In Thousands)

Fixed Cost Changes and Projections	2019 Total or Change	2019 to 2020 Change
Change in Number of Paid Days This column reflects changes in pay associated with the change in the number of paid days between 2019 and 2020.	+31	+30
Pay Raise The 2020 request reflects a pay freeze for civilian employees.	+41	0
Employer Share of Federal Employee Retirement System The change reflects the directed 2.3% increase in the employer contribution to the Federal Employee Retirement System.	0	+15
TOTAL FIXED COST CHANGES - Construction		+45

INDIAN AFFAIRS CONSTRUCTION SUMMARY

Overview

The Indian Affairs (IA) Construction program carries out facilities and structures projects, demolition, and environmental compliance for IA owned and funded assets across the Nation. The Construction program consists of three major activities serving different missions of the IA:

- Public Safety and Justice
- Resource Management
- Other Program Construction

IA owns or provides funding for a broad variety of buildings, structures, and other facilities including buildings with historical and architectural significance. IA is responsible for facilities and structures of all types and sizes. This includes structures such as schools, detention and correctional facilities, employee housing, small storage sheds, fences, security check-point shelters, water and wastewater systems, and protective structures over pumping systems. Other structures include roads, bridges, forestry lookout towers, telecommunications facilities, irrigation systems, and 138 high-hazard and significant-hazard classified dams.

The Indian Affairs-Facilities Investment Review Board (IA-FIRB) is the governing body for making executive level decisions on the construction and leasing portfolio for IA in support of the Department's missions, goals and objectives. The IA-FIRB meets periodically to select proposed projects, review the status of ongoing major capital investments and provide oversight for adherence to budget, schedule and return on investment. Upon approval by the Department, construction projects are prioritized and incorporated into the Five-Year Deferred Maintenance and Construction plan. School construction and repair projects, in addition to advance planning and design work, are accomplished through the Indian Self Determination and Education Assistance Act, (Pub.L. 93-638) contracts, Pub.L. 100-297 grants or through commercial contracting.

Asset Condition Assessments

IA conducts facility condition assessments on a three year cycle to identify facility deficiencies.. Deficiencies that cannot be corrected in the same year are identified and tracked as deferred maintenance for the building or structure. The Facility Condition Index (FCI) is the standard industry measure used to compare the condition of buildings and facilities. It is calculated by taking the deferred maintenance cost of a facility or building, and dividing it by the current replacement value. The FCI is used by all IA programs to support asset management and to develop five year plans for improvement and repair of facilities. Based on the FCI, buildings and structures are categorized as being in good, fair, or poor condition. The formula for calculating the FCI and the relation of the FCI to condition categorization are as follows:

$$\text{Facilities Condition Index (FCI)} = \frac{\text{Maintenance, Repair, and Replacement Deficiencies of the Facility(-ies)}}{\text{Current Replacement Value of the Facility(-ies)}}$$

Facility Condition Categorization as Measured by FCI		
FCI (School Assets)	FCI (All Others)	Condition
< .0500	< .0500	Good
<= .1000	<= .1500	Fair
>.1000	>.1500	Poor

Indian Affairs - Facilities Management System

The Indian Affairs - Facilities Management System (IA-FMS) is used to regularly update the multi-phase inventory and deferred maintenance backlogs. The IA-FMS allows maintenance of a current and accurate inventory of IA real property and integration with the Department of the Interior’s Financial and Business Management System (FBMS) with IA-FMS. Information in IA-FMS is used to develop the Indian Affairs Five Year Maintenance and Construction Plan (Plan) in accordance with the Department of the Interior’s (Department) guidance, which prioritizes deferred maintenance and capital improvement projects. The Plan provides IA with a clear strategy for addressing facilities with the greatest need with primary focus on critical health and safety requirements. The goal of IA Construction program is to bring all facilities to the “fair” or “good” (acceptable) condition level while meeting the IA’s mission.

IA also maintains a current and accurate inventory of real property in the Federal Real Property Profile Management System (FRPP MS) which houses real property data for all federal agencies. The FRPP MS includes Government-wide performance metrics such as FCI and operating costs, which support IA and BIE management of assets.

Public Safety and Justice Construction

The Public Safety & Justice (PS&J) construction program funds facility improvement and repair (FI&R) and related projects at detention, correctional, and law enforcement facilities. The BIA operates or funds law enforcement and detention facilities throughout Indian country to support BIA and tribal law enforcement programs. The facilities are operated either by BIA or the tribe under contract or compact as authorized by the Indian Self-Determination and Education Assistance Act, (Pub.L. 93-638). Facilities include housing units to support public safety and justice employees. Repair and improvement of BIA-funded detention and other Office of Justice Services facilities improves both public safety and the quality of life in Indian country. The program also maintains fire safety systems in these facilities. Completion of FI&R projects facilitates compliance with the requirements of the Americans with Disabilities Act (ADA), Architectural Barriers Act, Environmental Protection Agency (EPA), and other safety code requirements, reducing BIA’s exposure to liability.

The PS&J construction program prioritizes projects based on critical life safety deficiencies. Detention centers have the highest funding priority; the second priority is for short term holding cell facilities; and the third priority is for law enforcement administrative offices and court facilities. Detention facilities in the worst conditions and highest demand receive the highest priority for funding. To support this effort,

work plans, financial program plans, and preventive maintenance plans are developed by BIA detention centers.

Resource Management Construction

The Resource Management Construction program improves the management of land and natural resource assets through the delivery of water consistent with applicable Federal, tribal, and State laws in an environmentally responsible and cost-efficient manner and protects lives, resources, and property by improving public safety and security.

The Resource Management Construction program is composed of the following major activities:

- Irrigation Project Construction
- Engineering and Supervision
- Survey and Design
- Federal Power Compliance (FERC)
- Dam Projects

Indian irrigation projects (Projects) deliver water to over 780,000 acres, through over 6,000 miles of canals and more than 52,000 irrigation structures. Indian Affairs has seventeen Indian irrigation projects in its asset inventory. Fifteen of those are revenue-generating, in which they derive all or part of their operating funds from annual assessments to irrigation customers. The annual receipt funds for the fifteen revenue-generating Projects exceed \$32 million. Due in large part to the age of the infrastructure significant deferred maintenance has accrued and is estimated to be \$795 million (FY 2018).

Of the approximately 600 high-hazard and significant-hazard classified dams in the Department, the BIA is responsible for 138 dams. Federal hazard classifications show the most realistic adverse impact on human life and on downstream development if a dam fails. The hazard is “high” if loss of life would be one or more persons. The hazard is “significant” if the economic loss would be excessive or appreciable (for example, would involve areas with notable access roads, agriculture enterprises, or industry). The average age of a dam in the BIA inventory system is about 75 years.

Other Program Construction

Other Program Construction funds repairs for the administrative buildings at 100 locations and telecommunication assets not included in the Education or PS&J Construction inventories. It also provides strategic, tactical, and liaison support for the facilities management program operated by IA which provides safe and functional facilities for programs throughout Indian Affairs.

The Other Program Construction program major activities include:

- Telecommunications Improvement and Repair
- Facilities/Quarters Improvement and Repair (F/QI&R)
- Construction Program Management

The Division of Facilities Management and Construction (DFMC), in partnership with the regional facilities and BIE programs, is responsible for the management and accomplishment of the facilities construction, repair and improvement program, and O&M programs provided through direct services, Pub.L. 93-638 contracts, or self-governance compacts with tribal governments. The DFMC 1) develops, implements, and administers construction policies and procedures; 2) plans, formulates, executes, and manages facilities' budgets; and 3) provides fiscal and programmatic administration, management, monitoring, and evaluation of the facilities' programs on an IA-wide basis. DFMC also distributes Operation and Maintenance (O&M) funds and provides subject matter expertise and technical guidance for the O&M program.

Indian Affairs
Public Safety and Justice Construction Five-Year Plan -- FY 2020-2024

Plan Fund Year	Priorit y	Facility or Unit/Program Name	Project Title	State	Cong- District	DOI Score	Project Cost Information (\$000)				
							Total Project	Funded to Date	Budget Year Funding		
									DM	CI	Total
2020		Minor Facilities Improvement and Repair	Multiple projects at various locations								1,938
2020		Portable LE/Detention buildings	Multiple projects at various locations								950
2020		Condition assessments	Multiple projects at various locations								450
2020		Emergency repair projects	Multiple projects at various locations								370
2020		Environmental projects	Multiple projects at various locations								350
							<i>2020 Facilities Improvement and Repair</i>				<i>\$4,058</i>
2020		Lower Brule Detention Center	Employee housing	SD	AL	80		-			TBD
2020		Standing Rock Detention Center	Employee housing	ND	AL	80		-			TBD
							<i>2020 Employee Housing</i>				<i>\$3,092</i>
2020		Fire Safety Coordination	Staff support for Bureau's structural fire protection program								167
2020		Other Fire Protection	Multiple projects at various locations								3,105
							<i>2020 Fire Protection</i>				<i>\$3,272</i>
							Total, 2020 Public Safety and Justice Construction				\$10,422
2021		Minor Facilities Improvement and Repair	Multiple projects at various locations								1,938
2021		Portable LE/Detention buildings	Multiple projects at various locations								950
2021		Condition assessments	Multiple projects at various locations								450
2021		Emergency repair projects	Multiple projects at various locations								370
2021		Environmental projects	Multiple projects at various locations								350
							<i>2021 Facilities Improvement and Repair</i>				<i>\$4,058</i>
2021		Employee Housing and Repair	Multiple projects at various locations								3,092
							<i>2021 Employee Housing</i>				<i>\$3,092</i>
2021		Fire Safety Coordination	Staff support for Bureau's structural fire protection program								167
2021		Other Fire Protection	Multiple projects at various locations								3,105
							<i>2021 Fire Protection</i>				<i>\$3,272</i>
							Total, 2021 Public Safety and Justice Construction				\$10,422
2022		Minor Facilities Improvement and Repair	Multiple projects at various locations								1,938
2022		Portable LE/Detention buildings	Multiple projects at various locations								950
2022		Condition assessments	Multiple projects at various locations								450
2022		Emergency repair projects	Multiple projects at various locations								370
2022		Environmental projects	Multiple projects at various locations								350
							<i>2022 Facilities Improvement and Repair</i>				<i>\$4,058</i>
2022		Employee Housing and Repair	Multiple projects at various locations								3,092
							<i>2022 Employee Housing</i>				<i>\$3,092</i>
2022		Fire Safety Coordination	Staff support for Bureau's structural fire protection program								167
2022		Other Fire Protection	Multiple projects at various locations								3,105
							<i>2022 Fire Protection</i>				<i>\$3,272</i>
							Total, 2022 Public Safety and Justice Construction				\$10,422
2023		Minor Facilities Improvement and Repair	Multiple projects at various locations								1,938
2023		Portable LE/Detention buildings	Multiple projects at various locations								950
2023		Condition assessments	Multiple projects at various locations								450
2023		Emergency repair projects	Multiple projects at various locations								370
2023		Environmental projects	Multiple projects at various locations								350
							<i>2023 Facilities Improvement and Repair</i>				<i>\$4,058</i>

Indian Affairs
Public Safety and Justice Construction Five-Year Plan -- FY 2020-2024

Plan Fund Year	Priorit y	Facility or Unit/Program Name	Project Title	State	Cong- District	DOI Score	Project Cost Information (\$000)				
							Total Project	Funded to Date	Budget Year Funding		
									DM	CI	Total
2023		Employee Housing and Repair	Multiple projects at various locations								3,092
<i>2023 Employee Housing</i>											\$3,092
2023		Fire Safety Coordination	Staff support for Bureau's structural fire protection program								167
2023		Other Fire Protection	Multiple projects at various locations								3,105
<i>2023 Fire Protection</i>											\$3,272
Total, 2023 Public Safety and Justice Construction											\$10,422
2024		Minor Facilities Improvement and Repair	Multiple projects at various locations								1,938
2024		Portable LE/Detention buildings	Multiple projects at various locations								950
2024		Condition assessments	Multiple projects at various locations								450
2024		Emergency repair projects	Multiple projects at various locations								370
2024		Environmental projects	Multiple projects at various locations								350
<i>2024 Facilities Improvement and Repair</i>											\$4,058
2024		Employee Housing and Repair	Multiple projects at various locations								3,092
<i>2024 Employee Housing</i>											\$3,092
2024		Fire Safety Coordination	Staff support for Bureau's structural fire protection program								167
2024		Other Fire Protection	Multiple projects at various locations								3,105
<i>2024 Fire Protection</i>											\$3,272
Total, 2024 Public Safety and Justice Construction											\$10,422

Indian Affairs
Resources Management Construction Five-Year Plan -- FY 2020-2024

Plan Fund Year	Priority	Facility or Unit/Program Name	Project Title	State	Cong. District	DOI Score	Project Cost Information (\$000)					
							Total Project	Funded to Date	Budget Year Funding			
							DM	CI	Total			
2020		Navajo Indian Irrigation Project	Program Coordination	NM	3						911	
2020		Navajo Indian Irrigation Project	Correction of Office of Inspector General audit and transfer stipulation deficiencies	NM	3	100	57,609	53,595	926	232	1,158	
2020		Navajo Indian Irrigation Project	Automation and power factor correction	NM	3	90	10,215	4,049	464	694	1,158	
2020		Total, Navajo Indian Irrigation Project									\$3,227	
2020		Irrigation Projects - Rehabilitation	Projects at various locations								\$9,871	
							<i>2020 Irrigation Project Construction</i>					\$13,098
							<i>2020 Engineering and Supervision</i>					\$1,979
							<i>2020 Survey and Design</i>					\$590
							<i>2020 Federal Power Compliance (FERC)</i>					\$642
2020		Crow Dam	Safety of Dams - Construction	MT	AL						TBD	
2020		Antelope Dam	Safety of Dams - Final Design	SD	AL						TBD	
2020		Cooley Dam	Safety of Dams - Final Design	AZ	1						TBD	
		Total Safety of Dams Projects									8,300	
2020		Safety of Dams Program Coordination									3,500	
2020		Expedited Issues - Mitigation of high risks failure modes	Multiple projects at various locations								450	
2020		Issues Evaluations	Multiple projects at various locations								425	
2020		Security	Multiple projects at various locations								150	
2020		Emergency Management Systems	Multiple projects at various locations								1,500	
2020		Safety of Dams Inspection/Evaluations	Multiple projects at various locations								3,500	
							<i>2020 Safety of Dams</i>					\$17,825
							<i>2020 Dam Maintenance</i>					\$1,919
							Total, 2020 Resources Management Construction					\$36,053
2021		Navajo Indian Irrigation Project	Program Coordination	NM	3						930	
2021		Navajo Indian Irrigation Project	Correction of Office of Inspector General audit and transfer stipulation deficiencies	NM	3	100	57,609	54,753			1,058	
2021		Navajo Indian Irrigation Project	Automation and power factor correction	NM	3	90	10,215	5,205			1,239	
2021		Total, Navajo Indian Irrigation Project									\$3,227	
2021		Irrigation Projects - Rehabilitation	Projects at various locations								\$9,871	
							<i>2021 Irrigation Project Construction</i>					\$13,098
							<i>2021 Engineering and Supervision</i>					\$1,979
							<i>2021 Survey and Design</i>					\$590
							<i>2021 Federal Power Compliance (FERC)</i>					\$642
2021		A-1 Dam	Safety of Dams - Construction	AZ	1	100					TBD	
2021		Crow Dam	Safety of Dams - Construction	MT	AL	100					TBD	
		Total Safety of Dams Projects									9,000	
2021		Safety of Dams Program Coordination									3,500	
2021		Expedited Issues - Mitigation of high risks failure modes	Multiple projects at various locations								380	
2021		Issues Evaluations	Multiple projects at various locations								312	
2021		Security	Multiple projects at various locations								133	
2021		Emergency Management Systems	Multiple projects at various locations								1,250	
2021		Safety of Dams Inspection/Evaluations	Multiple projects at various locations								3,250	
							<i>2021 Safety of Dams</i>					\$17,825
							<i>2021 Dam Maintenance</i>					\$1,919

Indian Affairs
Resources Management Construction Five-Year Plan -- FY 2020-2024

Plan Fund Year	Priority	Facility or Unit/Program Name	Project Title	State	Cong-District	DOI Score	Project Cost Information (\$000)			
							Total Project	Funded to Date	Budget Year Funding	
						DM	CI			
2024		Irrigation Projects - Rehabilitation	Projects at various locations							\$9,871
							<i>2024 Irrigation Project Construction</i>		\$13,098	
							<i>2024 Engineering and Supervision</i>		\$1,979	
							<i>2024 Survey and Design</i>		\$590	
							<i>2024 Federal Power Compliance (FERC)</i>		\$642	
2024		Neopit Dam	Safety of Dams - Construction	WI	8	100				TBD
2024		Cooley Dam	Safety of Dams - Construction	AZ	1	100				TBD
		Total Safety of Dams Projects								9,500
2024		Safety of Dams Program Coordination								3,500
2024		Expedited Issues - Mitigation of high risks failure modes	Multiple projects at various locations							141
2024		Issues Evaluations	Multiple projects at various locations							111
2024		Security	Multiple projects at various locations							43
2024		Emergency Management Systems	Multiple projects at various locations							1,500
2024		Safety of Dams Inspection/Evaluations	Multiple projects at various locations							3,030
							<i>2024 Safety of Dams</i>		\$17,825	
							<i>2024 Dam Maintenance</i>		\$1,919	
Total, 2024 Resources Management Construction									\$36,053	

Indian Affairs
Other Program Construction Five-Year Plan -- FY 2020-2024

Plan Fund Year	Priorit y	Facility or Unit/Program Name	Project Title	State	Cong- District	DOI Score	Project Cost Information (\$000)				
							Total Project	Funded to Date	Budget Year Funding		
									DM	CI	Total
<i>2020 Telecommunications Improvement and Repair</i>							1,117				
<i>2020 Facilities Improvement and Repair</i>							2,917				
2020		Program Management									3,787
2020		Facility Maintenance Management System									1,500
2020		Fort Peck Reservation Rural Water System	Operations & maintenance of completed portions of the water system	MT	AL						2,686
<i>2020 Construction Program Management</i>							\$7,973				
Total, 2020 Other Construction							\$12,007				
<i>2021 Telecommunications Improvement and Repair</i>							1,117				
<i>2021 Facilities Improvement and Repair</i>							2,917				
2021		Program Management									3,787
2021		Facility Maintenance Management System									1,500
2021		Fort Peck Reservation Rural Water System	Operations & maintenance of completed portions of the water system	MT	AL						2,686
<i>2021 Construction Program Management</i>							\$7,973				
Total, 2021 Other Construction							\$12,007				
<i>2022 Telecommunications Improvement and Repair</i>							1,117				
<i>2022 Facilities Improvement and Repair</i>							2,917				
2022		Program Management									3,787
2022		Facility Maintenance Management System									1,500
2022		Fort Peck Reservation Rural Water System	Operations & maintenance of completed portions of the water system	MT	AL						2,686
<i>2022 Construction Program Management</i>							\$7,973				
Total, 2022 Other Construction							\$12,007				
<i>2023 Telecommunications Improvement and Repair</i>							1,117				
<i>2023 Facilities Improvement and Repair</i>							2,917				
2023		Program Management									3,787
2023		Facility Maintenance Management System									1,500
2023		Fort Peck Reservation Rural Water System	Operations & maintenance of completed portions of the water system	MT	AL						2,686
<i>2023 Construction Program Management</i>							\$7,973				
Total, 2023 Other Construction							\$12,007				
<i>2024 Telecommunications Improvement and Repair</i>							1,117				
<i>2024 Facilities Improvement and Repair</i>							2,917				
2024		Program Management									3,787
2024		Facility Maintenance Management System									1,500
2024		Fort Peck Reservation Rural Water System	Operations & maintenance of completed portions of the water system	MT	AL						2,686
<i>2024 Construction Program Management</i>							\$7,973				
Total, 2024 Other Construction							\$12,007				

Public Safety & Justice Construction

Public Safety and Justice Construction (Dollars in thousands)							
Subactivity Program Element	2018 Enacted	2019 CR	FY 2020				Change from 2019 CR
			Internal Transfers	Fixed Costs	Program Changes	Budget Request	
Facilities Replacement/New Construction <i>FTE</i>	18,000	18,000	0	0	-18,000	0	-18,000
Employee Housing <i>FTE</i>	4,494	4,494	0	0	-1,402	3,092	-1,402
Facilities Improvement and Repair <i>FTE</i>	9,372	9,372	0	0	-5,314	4,058	-5,314
Fire Safety Coordination <i>FTE</i>	169 <i>I</i>	169 <i>I</i>	0	1	-3	167 <i>I</i>	-2
Fire Protection <i>FTE</i>	3,274	3,274	0	0	-169	3,105	-169
Total Requirements <i>FTE</i>	35,309 <i>I</i>	35,309 <i>I</i>	0	1	-24,888	10,422 <i>I</i>	-24,887

Program Description:

The Public Safety & Justice (PS&J) Construction program funds law enforcement and detention facility improvements and repairs, employee housing construction, fire safety-related improvements and repairs, and other various projects that support public safety in Indian Country.

2020 Activities:

- Assets maintained under this program include law enforcement facilities, detention buildings (including some tribal court facilities), housing units, and a wide variety of other constructed assets such as roads, recreation facilities, water and power facilities, warehouses, storage facilities, garages (quarters and non-quarters), and existing building operation support systems.
- Budget requests funding to complete six housing units at Lower Brule Detention Center in Lower Brule, SD and three housing units at Standing Rock Detention Center in Fort Yates, ND.
- Replacement and repair of non-working fire alarm and fire sprinkler systems.

Justification of 2020 Program Changes:

Detention Center Facilities Replacement/New Construction (-\$18,000,000):

The FY 2020 budget does not request funding for this program.

Employee Housing Repair (-\$1,402,000):

The FY 2020 budget request proposes to fund the Employee Housing Repair program at \$3.1 million. In 2020, funding will permit construction of six employee housing units associated with the Lower Brule Detention Center in Lower Brule, SD and three housing units serving the Standing Rock Detention Center in Fort Yates, N.D. Priority is given to locations considered by OJS as areas with high crime rates that

require increased law enforcement officials and detention center staff presence and have limited housing stock available because of the remote location of the Indian reservations.

Facilities Improvement and Repair (-\$5,314,000):

The FY 2020 budget request proposes to fund the PS&J Facilities Improvement and Repair program at \$4 million. The program will fund minor improvement and repair projects, advanced planning and design as necessary, condition assessments, environmental and demolition projects, and emergency repairs of Indian Affairs owned or operated law enforcement facilities as resources permit. The program prioritizes projects with critical health and safety deficiencies and environmental hazardous material items.

Fire Safety Coordination (-\$3,000):

The FY 2020 budget request proposes to fund the Fire Safety Coordination program at \$166,000. The Structural Fire Protection Program (SFPP), ensures fire safe IA facilities at IA’s schools, dormitories, detention facilities, offices, and other IA funded facilities.

Fire Protection (-\$169,000):

The FY 2020 budget request proposes to fund the Fire Protection program at \$3.1 million. The Fire Protection program prioritizes replacement and repair of non-working fire alarm and fire sprinkler systems, with an emphasis on educational facilities, and assessing existing fire protection systems. The program will continue to provide training to maintenance staff at Bureau of Indian Education (BIE) schools on preventive maintenance requirements to keep existing life safety systems functional.

Public Safety and Justice Construction Overview:

The PS&J Construction program supports facilities used by IA-funded direct service and tribally operated law enforcement and detention services. The activity funds replacement/new construction, facilities improvement and repair (FI&R) projects to IA-owned detention and law enforcement facilities and PS&J employee housing. The program also includes the Structural Fire Protection program that helps ensure safe facilities.

Assets maintained under this program include Detention, Law Enforcement buildings (including some Court facilities), housing units, and a wide variety of other constructed assets such as roads, recreation facilities, water and power facilities, warehouses, storage facilities, garages (quarters and non-quarters), and existing building operation support systems. The program also maintains fire safety systems in schools, dormitories, and other facilities. Completion of FI&R projects facilitates



Blackfeet Detention Center, Browning Montana

compliance with accessibility requirements, Environmental Protection Agency (EPA) requirements, and other safety code requirements.

Subactivity - Facilities Replacement/New Construction (FY 2020: \$0; FTE: 0):

The PS&J Facilities Replacement/New Construction program provides funding to replace or build new detention and law enforcement buildings based on the Office of Justice Services (OJS) priority assessment of needs. The newly reestablished funding line in FY 2018 provided resources for three detention projects (Blackfeet, Sisseton-Wahpeton, and Mescalero). Each project began planning in 2018 and will subsequently use a design-build approach to complete the project.

Subactivity - Employee Housing (FY 2020: \$3,092,000):

Program Overview:

The PS&J Quarters Construction program focuses on building new housing, primarily at locations where new tribal detention centers have been built. OJS gives priority to locations considered to have high crime rates that require increased law enforcement officials and detention center staff presence and have limited housing resources available. The availability of housing is an essential component in recruitment and retention of PS&J staff. The proximity of these houses enables officers to respond quickly and effectively to emergencies.

The FY 2020 budget proposes funding for Phase II of housing construction plans at two detention center locations. The budget requests funding to complete six units at Lower Brule Detention Center in Lower Brule, SD and three units at Standing Rock Detention Center in Fort Yates, ND. Construction plans are funded in phases subject to availability of funds. Employee quarters are constructed using an approved standard design that meets all IA building codes including the health and safety standards. This approach accelerates the preliminary design review and acceptance process. Variation in final project costs come from local housing market variations as well as site development and site utility expansions.

The following table reflects the status of ongoing and proposed detention/corrections employee housing projects and includes projected completion dates, estimated costs, and type of procurement method for the construction.

PS&J Quarters Construction Projects in Progress							
Employee Housing Project	State	Projected Completion	Status January 2019	Project Cost Estimate (\$000)			Procurement Method
				Planning & Design	Construction	Total	
Turtle Mountain	ND	Q4 FY2019	Pending Contact Award	100	TBD	TBD	Commercial
Fort Totten	ND	Q4 FY2019	Pending Contact Award	100	TBD	TBD	Commercial
Uintah Ouray	UT	Q4 FY2019	Pending Contact Award	100	1,400	1,500	Commercial
Eastern Nevada – Owyhee	NV	Q4 FY2020	Planning Phase	100	1,000	1,100	Commercial
Northern Cheyenne – Busby	MT	Q4 FY2020	Planning Phase	100	2,051	2,151	Commercial
Lower Brule	SD	Q4 FY2021	Proposed for funding in FY 2020	100	1952	2052	Commercial
Standing Rock	ND	Q4 FY2021	Proposed for funding in FY 2020	100	940	1040	Commercial

TBD - To be determined upon awarding of construction contract.

Subactivity - Facilities Improvement and Repair (FY 2020: \$4,058,000):

The FI&R program prioritizes on critical health and safety deficiencies when ranking improvements and repairs or renovation projects at IA-owned detention and law enforcement facilities. There are 84 detention and other OJS facilities located in 17 States across Indian Country. As of the first quarter of FY 2019, OJS detention and law enforcement facilities had \$20.9 million in building Deferred Maintenance and \$8.1 million in Site/Ground Deferred Maintenance.

Minor Improvement and Repair (MI&R) (\$1,938,000):

Projects help maintain IA real property portfolio assets at an operational level as well as extend the useful life of the asset. Projects support IA compliance with the American Correctional Association Core Jail Standards; accessibility requirements; EPA requirements; and other life safety and health code requirements. This program also funds the disposal of assets no longer needed for the program and the abatement of any environmental hazards required to support demolition.

Facilities Condition Assessments (\$450,000):

Condition assessments document new and validate identified deficiencies at IA-funded detention and law enforcement facilities. Condition assessments identify deferred maintenance (DM) needs and include a computation of the current replacement value (CRV) of each asset, which is critical in calculating the asset FCI. Condition assessments also identify museum property and assess facility conditions to assure adequate protective measures are in place. Facilities inspections include standard elements identified such as fire and life safety, HVAC systems, electrical systems, structural integrity, etc.



Facility Condition Assessment, Ute Mountain, Towaoc Colorado

Emergency Repair (\$370,000):

The Emergency Repair Program covers facilities-related expenses necessary to mitigate or correct immediate threats to life or property at PS&J facilities.

Environmental Projects (\$350,000):

This program funds correction of environmental deficiencies at public safety facilities. IA facilities often have several complex environmental compliance needs. The key areas for compliance include storage tank management, toxic substances management, hazardous materials/waste management, water quality management, and air quality management.

Portable Office Buildings (\$950,000):

This program supports construction, transport, repair, installation, and relocation of portable office buildings at various IA/OJS locations throughout Indian Country. Work may also include constructing infrastructure associated with building including utilities, vehicle accommodation, and pedestrian walkways. The portable program was introduced to provide temporary space for OJS when critical to operations and new construction funding is not available. It is anticipated that during FY 2020, a total of two portable buildings will be completed and installed at multiple locations, based on OJS's priority listing.

Subactivity - Fire Safety Coordination (FY 2020: \$167,000; FTE: 1):

The Structural Fire Protection Program (SFPP), ensures fire safe IA facilities at IA's schools, dormitories, detention facilities, offices, and other IA funded facilities. The program works with non-IA fire agencies such as other Federal, tribal, State, county, and municipal fire departments as a resource for fire training or information pertaining to the fire service that may affect IA.

Subactivity - Fire Protection (FY 2020: \$3,105,000):



Hopi Agency Structural Fire Department

The SFPP ensures fire suppression responses by IA, tribal, other Federal, and county fire departments. The program promotes and monitors compliance with the National Fire Protection Association (NFPA) codes, Occupational Safety and Health Act (OSHA), and Federal law. The SFPP provides structural fire protection systems for IA funded facilities. This includes upgrading or replacing non-working or outdated fire alarm and automatic sprinkler systems. The SFPP also provides ongoing replacement and major repairs support to locations previously provided with fire trucks, stations, and equipment.

In FY 2020 the SFPP will continue to focus on the replacement and repair of non-working fire alarm and fire sprinkler systems with an emphasis on educational facilities. The SFPP will focus on assessing existing fire protection systems and providing training to maintenance staff at BIE schools on preventive maintenance requirements in order to keep existing life safety systems functional.

Automatic Sprinkler System (\$760,000):

Project funding will be used to correct automatic fire sprinkler systems at BIE schools and dormitories. This will ensure that, in the event of fire, the sprinkler system will activate, sound an alarm, control, or

extinguish the fire, and give building occupants time for evacuation or provide secondary means of egress if their primary exit is blocked.

Fire Equipment (\$295,000):

Project funding will be used to replace firefighting equipment damaged, contaminated, or beyond repair, such as fire hoses, nozzles, and hand tools.

Fire Alarm Systems (\$1,850,000):

Project funding will provide fire alarm systems to meet NFPA codes. The funds will be used to repair or replace older systems experiencing chronic problems at BIE schools and dormitories. The SFPP will also provide preventative maintenance training at locations throughout Indian Country.

Structural Firefighter Training (\$200,000):

Funds will be used to maintain the skills of current firefighters and train new structural firefighters. Annual firefighter training will be offered to all IA locations and identified tribal fire departments that provide structural fire protection to IA facilities. Training will include Introduction to Firefighting, which provides the foundation for firefighting. Advanced firefighter training will focus on search and rescue operations with fire control and extinguishing. Other courses have been added, including Liquid Petroleum Gas (LPG) emergencies and vehicle extrication at certain training locations. IA plans to hold eight trainings annually spread throughout Indian Country.



*Annual Structural Fire Protection Training,
New Mexico Firefighter Academy, Socorro NM*

**BUREAU OF INDIAN AFFAIRS
Project Data Sheet**

Total Project Score/Ranking:	80/1
Planned Funding FY:	2020
Funding Source: Public Safety and Justice Construction Improvement & Repair Employee Housing	

Project Identification

Project Title: Detention Employee Housing		
Project Number: TBD	Unit/Facility Name: Lower Brule Detention Center	
Region/Area/District: District I	Congressional District: 01	State: SD

Project Justification

DOI Asset Code	FRPP Unique Id #	API:	FCI-Before:	FCI-Projected:
35300600	Multiple Employee	40	N/A	0.00
	Quarters			

Project Description:

This project is to construct six new employee quarters at Lower Brule Detention Center. Each two-bedroom unit is designed for lower life cycle costs, energy efficiently, and accessibility.

Scope of Benefits (SB):

Housing units are essential to staffing these facilities, as no other housing is available in these areas.

Investment Strategy (IS):

Improved costs and efficiencies, through the design and installation of effective, energy efficient building systems, will contribute to a healthy and safe environment and reduce long-term costs for potential liability risk associated with unsafe conditions.

Consequences of Failure to Act (CFA):

Failure to act will result in difficulty recruiting and retaining corrections and law enforcement staff. With the project, personnel will be better able to respond to emergency situations, including inclement weather.

Ranking Categories: Scores should be equal to the scores on the Project Scoring Sheet (Exhibit 1A)

FCI/API	(40%)	FCI	<u>0</u>	API	<u>40</u>	Score =	<u>30</u>
SB	(20%)					Score =	<u>20</u>
IA	(20%)					Score =	<u>20</u>
CFA	(20%)					Score =	<u>10</u>

Combined ranking factors = (.40 x API/FCI score) + (.20 x SB score) + (.20 x IS score) + (.20 x CFA score)

Capital Asset Planning

Exhibit 300 Analysis Required: NO

VE Study: Scheduled N/A

Completed (mm/yy)

Total Project Score: 80

Project Costs and Status

Project Cost Estimate (this PDS):		\$	%	Project Funding History: (entire project)	
Deferred Maintenance Work:	\$	<u>0</u>	<u>0</u>	Appropriated to Date:	\$ <u>0</u>
Capital Improvement Work:	\$	<u>TBD</u>	<u>100</u>	Requested in FY <u>2020</u> Budget:	\$ <u>TBD</u>
				Future Funding to Complete	\$ <u>0</u>
				Project:	
Total:	\$	<u>TBD</u>	<u>100</u>	Total:	\$ <u>TBD</u>

Class of Estimate:	A	B	C	(circle one)	Planning and Design Funds: \$'s
Estimate Escalated to FY:	<u>2020</u>				Planning Funds Received in FY ---- \$ <u>0</u>
					Design Funds Received in FY ---- \$ <u>0</u>

Dates:	Sch'd	Actual	Project Data Sheet	DOI Approved:
Construction Award/Start:	<u>Q3/2020</u>	(mm/yy)	Prepared/Last Date:	<u>YES or NO</u>
Project Complete:	<u>Q4/2021</u>		<u>08/2018</u>	

Annual Operations & Maintenance Costs \$

Current:	\$	N/A	Projected:	\$	N/A	Net Change:	\$	N/A
Operations and maintenance funding is not provided for employee quarters as O&M expenses are covered by the rental receipts collected for these housing units.								

**BUREAU OF INDIAN AFFAIRS
Project Data Sheet**

Total Project Score/Ranking:	80/1
Planned Funding FY:	2020
Funding Source: Public Safety and Justice Construction Improvement & Repair Employee Housing	

Project Identification

Project Title: Detention Employee Housing			
Project Number: TBD	Unit/Facility Name: Standing Rock Detention Center		
Region/Area/District: District I	Congressional District: 01	State: ND	

Project Justification

DOI Asset Code	FRPP Unique Id #	API:	FCI-Before:	FCI-Projected:
35300000	Multiple Employee	20	N/A	0.00
	Quarters			

Project Description:

This project provides three additional units for the Standing Rock Detention Center. Each two-bedroom unit is designed for lower life cycle costs, energy efficiently, and accessibility.

Scope of Benefits (SB):

Housing units are essential to staffing these facilities, as no other housing is available in these areas.

Investment Strategy (IS):

Improved costs and efficiencies, through the design and installation of effective, energy efficient building systems, will contribute to a healthy and safe environment and reduce long-term costs for potential liability risk associated with unsafe conditions.

Consequences of Failure to Act (CFA):

Failure to act will result in difficulty recruiting and retaining corrections and law enforcement staff. With the project, personnel will be better able to respond to emergency situations, including inclement weather.

Ranking Categories: Scores should be equal to the scores on the Project Scoring Sheet (Exhibit 1A)

FCI/API	(40%)	FCI	<u>0</u>	API	<u>20</u>	Score =	<u>30</u>
SB	(20%)					Score =	<u>20</u>
IA	(20%)					Score =	<u>20</u>
CFA	(20%)					Score =	<u>10</u>

Combined ranking factors = (.40 x API/FCI score) + (.20 x SB score) + (.20 x IS score) + (.20 x CFA score)

Capital Asset Planning

Exhibit 300 Analysis Required: NO

VE Study: Scheduled N/A

Completed ----

Total Project Score: 80

Project Costs and Status

Project Cost Estimate (this PDS):		\$	%	Project Funding History: (entire project)	
Deferred Maintenance Work:	\$	<u>0</u>	<u>0</u>	Appropriated to Date:	\$ <u>0</u>
Capital Improvement Work:	\$	<u>TBD</u>	<u>100</u>	Requested in FY <u>2020</u> Budget:	\$ <u>TBD</u>
				Future Funding to Complete	\$ <u>0</u>
				Project:	
Total:	\$	<u>TBD</u>	<u>100</u>	Total:	\$ <u>TBD</u>

Class of Estimate:	A	B	C	(circle one)	Planning and Design Funds: \$'s
Estimate Escalated to FY:	<u>2020</u>				Planning Funds Received in FY ---- \$ <u>0</u>
					Design Funds Received in FY ---- \$ <u>0</u>

Dates:	Sch'd	Actual	Project Data Sheet	DOI Approved:
Construction Award/Start:	<u>Q3/2020</u>	(mm/yy)	Prepared/Last Date:	<u>YES or NO</u>
Project Complete:	<u>Q4/2021</u>		<u>08/2018</u>	

Annual Operations & Maintenance Costs \$

Current:	\$	N/A	Projected:	\$	N/A	Net Change:	\$	N/A
Operations and maintenance funding is not provided for employee quarters as O&M expenses are covered by the rental receipts collected for these housing units.								

Resources Management Construction

Resources Management Construction							
<i>(Dollars in thousands)</i>							
Subactivity Program Element	2018 Enacted	2019 CR	FY 2020				Change from 2019 CR
			Internal Transfers	Fixed Costs	Program Changes	Budget Request	
Irrigation Project Construction	24,692	24,692	0	3	-11,597	13,098	-11,594
Navajo Indian Irrigation Project	3,399	3,399	0	3	-175	3,227	-172
Irrigation Projects-Rehabilitation	21,293	21,293	0		-11,422	9,871	-11,422
<i>FTE</i>	3	3	0	0		3	
Engineering and Supervision	2,596	2,596	0	8	-625	1,979	-617
<i>FTE</i>	9	10	0	0		9	-1
Survey and Design	1,016	1,016	0	0	-426	590	-426
<i>FTE</i>			0	0	0	0	0
Federal Power Compliance (FERC)	648	648	0	1	-7	642	-6
<i>FTE</i>	1	1	0	0	0	1	0
Dam Projects:	38,240	38,240	0	15	-18,511	19,744	-18,496
Safety of Dams	34,511	34,511	0	12	-16,698	17,825	-16,686
Dam Maintenance	3,729	3,729	0	3	-1,813	1,919	-1,810
<i>FTE</i>	20	19	0	0	0	18	-1
Total Requirements	67,192	67,192	0	27	-31,166	36,053	-31,139
<i>FTE</i>	33	33	0	0	0	31	-2

Program Description:

The Resources Management Construction program funds deferred maintenance projects for dams, irrigation projects and systems, and power projects in Indian Country. BIA provides management and program oversight, technical assistance, training, and other support as needed.

2020 Activities:

- Progress on irrigation rehabilitation projects.
- Prioritize, plan and construction projects for dam safety rehabilitation projects.
- Address deferred maintenance needs at 17 congressionally authorized irrigation projects.

Justification of 2020 Program Changes:

Navajo Indian Irrigation Project (-\$175,000):

The budget request funds construction and deferred maintenance of the Navajo Indian Irrigation Project (NIIP) at \$3.2 million. Proposed funding will be used for projects to correct the remaining construction deficiencies identified during inspections of BOR constructed NIIP pumping plants which need to be completed prior to transfer from Reclamation to Indian Affairs. Funding will also support a plan to automate and integrate operation of NIIP pumping plants and canal check structures.

Irrigation Projects – Rehabilitation (-\$11,422,000):

The budget request funds the Irrigation Projects – Rehabilitation program at \$9.8 million. In 2020, Indian Affairs will address critical outstanding maintenance issues at the 17 Indian Irrigation Projects, which are vital economic contributors to the tribes, local communities, and regions where they are located. The IA estimates that irrigated lands served by the major Indian Irrigation Projects produce in excess of \$960 million in gross crop revenues annually.

Engineering and Supervision (-\$625,000; FTE: -1):

The budget request funds the Engineering and Supervision program at \$1.9 million. In 2020, the program will continue to provide technical assistance and oversight to the 17 irrigation projects and three power utilities located in Indian Country in the western United States.

Survey and Design (-\$426,000):

The budget request funds the Survey and Design at \$590,000. In 2020, the program will fast track technical modernization studies for rehabilitation of the 17 Congressionally authorized Indian Irrigation Projects and three IA Power Utilities in the IA inventory. Modernization studies will be used to improve resource utilization and water delivery service.

Federal Power Compliance FERC (-\$7,000):

The budget request funds the Federal Power Compliance FERC at \$643,000. There are approximately 200 hydroelectric and other facilities on, or affecting, Indian lands and resources. This program partners with affected Indian tribes to improve tribal capacity to conduct research and participate in governmental efforts affecting or potentially affecting important Indian resources.

Safety of Dams (-\$16,698,000; FTE: -1):

The budget request funds the Safety of Dams at \$17.8 million. In 2020, the program will prioritize construction projects for dam safety rehabilitation projects already designed or with expected design completion in FY 2020. The budget proposes to fund seven dam projects based on funding levels requested and projects proposed in the 2018 budget request to Congress. The program will also support design projects for planned construction beyond FY 2020 and conduct risk assessments to help prioritize future projects.

Dam Maintenance (-\$1,813,000):

The budget request funds Dam Maintenance at \$1.9 million. The Dam Maintenance program performs recurring maintenance and repairs of high and significant hazard potential dams on Indian lands. The program also performs annual maintenance on early warning systems.

Resources Management Construction Overview:

The Resources Management Construction program serves Indian communities by assisting tribes in the management of water delivery assets consistent with applicable Federal, tribal, and State laws. Indian Affairs provides management and program oversight, technical assistance, training and other support to dams programs, irrigation projects and systems, and power projects in Indian Country.

The program is continually applying new technology to improve the management of irrigation, power and dam safety programs. Examples include: enhanced remote sensing and live feed camera technology, Unmanned Aerial Vehicle inspection, mapping and inventory of all projects with Geographical Information System (GIS) technology; implementation of computerized asset maintenance management system; continued improvements to the billing and collection system for the irrigation projects; implementation of an on-line rate setting tool for the irrigation projects; and most recently establishing a Cooperative Agreement with California Polytechnic University's Irrigation Training and Research Center (ITRC) to assist with training of field staff and development of Modernization Studies for specific irrigation projects.

The Resources Management Construction activity is composed of the following subactivities: Irrigation Project Construction, Engineering and Supervision, Survey and Design, Federal Power Compliance (Federal Energy Regulatory Commission or FERC), Dam Projects, and Oversight of Power Projects.

Subactivity - Irrigation Project Construction (FY 2020: \$13,098,000; FTE: 3):

This program provides management, oversight, and engineering technical assistance to the irrigation projects under BIA's jurisdiction. The program addresses deferred maintenance needs at 17 congressionally authorized irrigation projects. These 17 irrigation projects are located on Indian reservations across the Rocky Mountain, Northwest, Southwest, Navajo and Western Regions. The BIA also has irrigation systems in its inventory which are non-revenue-generating that are mainly used for subsistence gardening.

Indian irrigation projects provide water vital to agricultural production in the western United States. Serving over 25,000 customers in 10 western States, irrigation projects provide irrigation water to over 780,000 acres through over 56,000 structures and 6,000 miles of canals and drains. The IA owns, operates, and maintains the projects, providing the manpower, materials, and equipment to operate and maintain these projects.

The current water users on IA projects include the tribes, individual Indian landowners, non-Indian landowners, and non-Indian lessees of Indian lands. The mix of fee and trust lands, along with the delivery of Indian and non-Indian water rights to both Indian and non-Indian customers, makes IA irrigation different from most other irrigation projects.

Navajo Indian Irrigation Project [\$3,227,000; FTE: 3]:

This program funds construction and deferred maintenance rehabilitation of the Navajo Indian Irrigation Project. All work is accomplished by BIA staff and through a reimbursable agreement with the Bureau of Reclamation or a Pub.L. 93-638 contract with the Navajo Nation. The construction of the NIIP is authorized under Pub.L. 87-483, as amended, for the purposes of delivering water for the irrigation of irrigable and arable lands. The legislation authorized the Secretary of the Interior to construct, operate, and maintain the NIIP for the principal purpose of furnishing irrigation water for up to 110,630 acres of land. The NIIP design is comprised of 11 blocks; with each block delivering water to approximately 10,000 acres. Construction of the project began in 1964. Currently, the irrigation delivery system can

deliver water to approximately 80,488 acres, through eight completed blocks and a portion of block 9. The cost to date is approximately \$670 million.

Irrigation Projects-Rehabilitation [\$9,871,000]:

The irrigation rehabilitation program addresses critical deferred maintenance and construction work on BIA owned and operated irrigation facilities, with an emphasis placed on infrastructure rehabilitation that addresses health and safety concerns for IA employees and the public. Projects are prioritized in accordance with the Department and Indian Affairs Asset Management Plan, the rehabilitation priority index (RPI), Facility Condition Index (FCI), Asset Priority Index (API), and also considers the risk associated with the loss of water delivery to all or a portion of the irrigation facility. Modernization Study results are incorporated into all rehabilitation projects to improve resource utilization and water delivery service as most facilities are reaching 100 years old.

Subactivity - Engineering and Supervision (FY 2020: \$1,979,000; FTE: 9):

This subactivity provides oversight and technical support to the 17 irrigation and three power projects at both Region and Project levels to ensure that Federal assets are protected and in compliance with laws and regulations. The program also ensures that the projects are operated and maintained in an efficient manner and providing good customer service. Support and assistance includes asset management, budgeting, technical assistance, operations and maintenance billing and collection activities, program oversight and reviews, and a variety of other technical support functions. This account funds the BIA Irrigation and Power staff within Central and Regional irrigation engineering positions. The program also provides water measurement training to IA and tribal staff.

Subactivity - Survey and Design (FY 2020: \$590,000):

This program provides the planning and technical support activities for the Irrigation Resources Management Construction and develops information required for rehabilitation and maintenance efforts for the irrigation projects owned, operated and maintained by IA. The program 1) conducts rapid appraisal process, or mini-modernization, studies on irrigation projects to assist in prioritization of deferred maintenance project activities; 2) performs comprehensive condition assessments on power utilities and modernization studies of irrigation projects to meet the Department and BIA Asset Management responsibilities; 3) implements project sustainability studies to assist tribal efforts to improve and promote local and regional agricultural economies; 4) maintains project inventories and data, including the development of map data books specific to the Irrigation and Power Projects; 5) undertakes irrigated land classification studies, mapping, and other technical activities, in direct support of developing critical information used to manage irrigation projects and systems; and 6) updates construction cost estimates for the asset management database that provides deferred maintenance estimates.

Subactivity - Federal Power Compliance [FERC] (FY 2020: \$642,000; FTE: 1):

Currently, there are approximately 200 hydroelectric and other facilities on, or affecting, Indian lands and resources. This program partners with affected Indian tribes to implement Secretarial authorities under Part I of the Federal Power Act (FPA) (16 U.S.C. 739a-825r) to improve tribal capacity to conduct research and participate in governmental efforts affecting or potentially affecting important Indian resources. Actions under this program generally include: 1) identification of non-Federal hydroelectric projects affecting Indian reservations, Indian trust resources (e.g., land, fish, wildlife, and cultural resources) and/or other resources important to Indian tribes; 2) development and implementation of studies to address potential effects of existing or proposed hydroelectric projects on fish and wildlife, water supply, cultural resources, and tribal economies; 3) development of settlement agreements, license recommendations, terms and conditions, and amendments to address project effects on Indian resources; and 4) long-term implementation of settlement agreements and other measures necessary to protect tribal interests. Program activities also cover Trial-Type Hearings and Alternatives Analyses pursuant to the Energy Policy Act of 2005 (EPA Act of 2005).

Subactivity - Dam Projects (FY 2020: \$19,744,000; FTE: 18):

Safety of Dams [\$17,825,000; FTE: 14]:

The Indian Dams Safety Act of 1994 (P. L. 103-302), established that IA is responsible for all dams on Indian lands. The Safety of Dams (SOD) inventory currently includes 138 high- or significant-hazard potential dams on 42 Indian reservations. Additionally, through responses to inventory request letters the program sent to Indian tribes as required by the WIIN Act of 2018, 232 dams are known to exist that are either low-hazard potential or are unclassified. There are an additional 722 dams of unknown size that may also become program dams in the future.

The SOD program is responsible for the safety of all high and significant-hazard potential dams on tribal lands. These dams form a significant part of water resources and trust assets for Indian reservations. The Safety of Dams program conducts yearly workshops to educate tribal community leaders and members about potential dam safety risks and demonstrate how floodplain management measures can and will be helpful for them in mitigating risks.

The primary emphasis of the SOD program is to protect downstream residents from undue risks associated with the dams. This requires identifying dams that pose unacceptable risks, and utilizing a risk-informed decision process to prioritize risk reduction actions. These actions include correcting identified safety deficiencies to mitigate hazards in accordance with the Indian Dams Safety Act of 1994 and the Department's SOD Program, Secretarial Order No. 3048. The program is developing emergency action plans and early warning systems on all of its high and significant hazard dams, performing maintenance, enhancing security, and rehabilitating dams in poor condition. Dams under the jurisdiction of BIA potentially have more than 100,000 tribal persons living below these dams with hundreds of millions of dollars in assets.

Safety of Dams Construction and Design: The FY 2020 request is planned to progress rehabilitation projects for the dams listed below. Projects will correct identified high-risk safety deficiencies in accordance with Federal guidelines and Department/Bureau directives. The corrective actions include repair and rehabilitation to address possible flood hydrology, seepage, static stability, dynamic stability, and landslide problems. The following dams were selected based on the IA Risk Management process for funding this fiscal year. If the planned projects are delayed, or if emergency conditions dictate, funding will go toward the next highest priority projects. Funding may also be used to assist in ongoing design or construction, where additional funding is required on current construction, due to unforeseen circumstances, deficiencies or changed conditions. Design and planning are included in the project cost for each dam. If additional funds are available, new rehabilitation designs or construction will be started on the next highest ranked dam(s). Modification construction activities will be conducted at the following dams:

Proposed FY 2020 Safety of Dams Projects

Dam	Reservation	State	Project Description
Crow Dam	Flathead Indian Reservation	MT	Construction
Antelope Dam	Rosebud Indian Reservation	SD	Design
Cooley Dam	Fort Apache Indian Reservation	AZ	Design

Expedited Issues – Mitigation of High-Risk Failure Modes: Expedited issues are safety of dams deficiencies identified on high or significant hazard dams, which need to be corrected in the short term. These may be identified during Comprehensive Reviews or during inspections of the dams. The funds may be used in the mitigation of the risk through various means, such as additional monitoring, construction repairs, temporary breaching of the dam, or other methods to reduce risk.

Issue Evaluations: Issue evaluations are feasibility level studies of the higher risk failure modes on dams. The studies review all failure modes on a particular identified dam in determining which failure modes should be addressed in the rehabilitation. The high-risk failure modes will be included in any rehabilitation, but some or all of the moderate to lower risk failure modes may not be included.

Security: This program funds the installation of security equipment at key dam facilities and structures. Security includes access control, enhanced communications and proper lighting, remote surveillance systems, exterior alarm doors and locks, and alarm systems. In light of credible threats, the security assessments and findings will be maintained in the IA Central and the Regional Offices.

Emergency Management Systems (EMS): Funds are used to ensure that Early Warning Systems (EWS) and Emergency Action Plans (EAPs) are developed, implemented, and maintained effectively. The EWS and EAPs are critical components of EMS. Inoperable systems and ineffective plans could adversely impact a given population, property, or the environment. Currently, 136 programs dams have EAPs and EAPs are under development for the two new dams recently added to the list of high hazard dams. The EAPs are updated on a five-year cycle.

The EWS are electronic monitors and transmitters at each dam. The EWS Program provides monitoring and support at 120 IA dams via over 330 monitoring locations utilizing more than 3,300 sensors. The SOD Program performs emergency and annual maintenance services for monitoring locations and upgrades satellite telemetry at sites as necessary. The SOD Program maintains a data services contract to host and store EWS data and cover data feed billing from monitoring sites.

Emergency Management

❖ Early Warning Systems (EWS)

EWS are connected to a 24/7 National Monitoring Center, which monitors the streamflow, water elevation, spillway flow, weather conditions and developing storms, other dam parameters, and notifies the appropriate personnel.

❖ Emergency Action Plans (EAPs)

EAPs have been completed on all BIA dams in operation. Tabletop and functional exercises are held on a 5-year cycle with annual contact updates.

Safety of Dams Inspections and Evaluations: The SOD program inspects and evaluates high and significant hazard dams, and prepares Safety and Evaluation of Existing Dams (SEED) inspections on selected dams. Inspections and evaluations provide the information necessary to determine and identify the physical condition of the dams and which dams present a high or significant hazard to public safety. For dams that have been determined to be in less than satisfactory condition, annual special examinations are performed to detect deficiencies as quickly as possible, before a catastrophic failure occurs.

Program Coordination: These funds are used to operate and administer the SOD program primarily at Central and Regional Offices.

Dam Maintenance [\$1,919,000; FTE: 4]:

The Dam Maintenance program performs recurring maintenance and repairs of high and significant hazard potential dams on Indian lands. The program also performs annual maintenance on early warning systems.

**BUREAU OF INDIAN AFFAIRS
Project Data Sheet**

Total Project Score/Ranking:	90/2
Planned Funding FY:	2020
Funding Source: Resources Management Navajo Indian Irrigation Project	

Project Identification

Project Title: Navajo Indian Irrigation Project, Automation and Power Factor Correction			
Project Number: NIIP-2	Unit/Facility Name: Navajo Indian Irrigation Project		
Region/Area/District: Navajo Region	Congressional District: 03	State: NM	

Project Justification

DOI Asset Code	FRPP Unique Id #	API:	FCI-Before:
40160000	NIIP 2	100	0.15

Project Description:

Automation of the project will tie 32 small and large self-controlled pumping plants, 50 manually operated pumping plants and 19 canal check structures into the Master Station. The status of each pumping plant and the canal water levels at each side of the canal check structures can be monitored in real time. Adjustments to the system can be made remotely by a computer rather than manually by project personnel. The design of the work started in FY 2011. The work on each block is scheduled to be completed in one to two years as funding is made available. At the present funding levels, the work is scheduled to be complete in FY 2029.

Scope of Benefits (SB):

Automation will make the irrigation operation more economical, more efficient, and will solve many existing water delivery problems.

Investment Strategy (IS):

NIIP investment strategy demonstrates a steady state position on operation and maintenance costs and a moderate leveraging of non-DOI resources.

Consequences of Failure to Act (CFA):

Failure to complete the NIIP would have a major and measurable direct impact on public or employee health and safety.

Ranking Categories: Scores should be equal to the scores on the Project Scoring Sheet (Exhibit 1A)

FCI/API	(40%)	FCI	<u>0.15</u>	API	<u>100</u>	Score =	<u>30</u>
SB	(20%)					Score =	<u>20</u>
IA	(20%)					Score =	<u>20</u>
CFA	(20%)					Score =	<u>20</u>

Combined ranking factors = (.40 x API/FCI score) + (.20 x SB score) + (.20 x IS score) + (.20 x CFA score)

Capital Asset Planning Exhibit 300 Analysis Required: YES or NO

VE Study: Scheduled 2011 Completed 2011 **Total Project Score:** 90

Project Costs and Status

Project Cost Estimate (this PDS):		\$	%	Project Funding History: (entire project)	
Deferred Maintenance Work:	\$	<u>464,400</u>	<u>40</u>	Appropriated to Date:	\$ <u>4,049,000</u>
Capital Improvement Work:	\$	<u>693,600</u>	<u>60</u>	Requested in FY <u>2020</u> Budget:	\$ <u>1,158,000</u>
				Future Funding to Complete	\$ <u>5,008,000</u>
				Project:	
Total:	\$	<u>1,158,000</u>	<u>100</u>	Total:	\$ <u>10,215,000</u>

Class of Estimate:	A	B	C	(circle one)	Planning and Design Funds: \$'s	
Estimate Escalated to FY:	<u>07/2017</u>				Planning Funds Received in FY ----	\$ <u>0</u>
					Design Funds Received in FY ----	\$ <u>0</u>

Dates:	Sch'd	Actual	Project Data Sheet	DOI Approved:
Construction Award/Start:	<u>Q1/2011</u>	<u>(mm/yy)</u>	Prepared/Last Date:	<u>YES</u>
Project Complete:	<u>Q4/2029</u>		<u>07/2018</u>	

Annual Operations & Maintenance Costs \$

Current:	\$	<u>4,600,000</u>	Projected:	\$	<u>4,600,000</u>	Net Change:	\$	<u>0</u>
----------	----	------------------	------------	----	------------------	-------------	----	----------

**BUREAU OF INDIAN AFFAIRS
Project Data Sheet**

Total Project Score/Ranking:	100/1
Planned Funding FY:	2020
Funding Source:	Resources Management Navajo Indian Irrigation Project

Project Identification

Project Title: Navajo Indian Irrigation Project, Inspector General Audit Deficiencies and Transfer Stipulations Corrections		
Project Number: NIIP-1	Unit/Facility Name: Navajo Indian Irrigation Project	
Region/Area/District: Navajo Region	Congressional District: 03	State: NM

Project Justification

DOI Asset Code	FRPP Unique Id #	API:	FCI-Before:
40160000	NIIP-1	90	0.19

Project Description:

This proposed funding is to be used to correct deficiencies of the NIIP as mandated in the 1988 Office of Inspector General's (OIG) Report, and for transfer stipulations noted during newly constructed facility transfer inspections in the transfer from Reclamation to Bureau of Indian Affairs (BIA).

Scope of Benefits (SB):

The NIIP beneficially impacts the economy of the geographic area and the Navajo Nation, including employment and multiple benefits to local, regional and national economies.

Investment Strategy (IS):

NIIP investment strategy demonstrates a steady state position on operation and maintenance costs and a moderate leveraging of non-DOI resources.

Consequences of Failure to Act (CFA):

Failure to complete the NIIP would have a major and measurable direct impact on public or employee health and safety.

Ranking Categories: Scores should be equal to the scores on the Project Scoring Sheet (Exhibit 1A)

FCI/API	(40%)	FCI	<u>0.19</u>	API	<u>90</u>	Score =	<u>40</u>
SB	(20%)					Score =	<u>20</u>
IA	(20%)					Score =	<u>20</u>
CFA	(20%)					Score =	<u>20</u>

Combined ranking factors = (.40 x API/FCI score) + (.20 x SB score) + (.20 x IS score) + (.20 x CFA score)

Capital Asset Planning Exhibit 300 Analysis Required: YES or NO

VE Study: Scheduled 2011 Completed 2011 **Total Project Score:** 100

Project Costs and Status

Project Cost Estimate (this PDS):		\$	%	Project Funding History: (entire project)	
Deferred Maintenance Work:	\$	<u>926,400</u>	<u>80</u>	Appropriated to Date:	\$ <u>53,595,000</u>
Capital Improvement Work:	\$	<u>231,600</u>	<u>20</u>	Requested in FY <u>2020</u> Budget:	\$ <u>1,158,000</u>
				Future Funding to Complete	\$ <u>2,856,000</u>
				Project:	
Total:	\$	<u>1,158,000</u>	<u>100</u>	Total:	\$ <u>57,609,000</u>

Class of Estimate:	A	B	C (circle one)	Planning and Design Funds: \$'s
Estimate Escalated to FY:			<u>07/2017</u>	Planning Funds Received in FY ---- \$ <u>0</u>
				Design Funds Received in FY ---- \$ <u>0</u>

Dates:	Sch'd	Actual	Project Data Sheet	DOI Approved:
Construction Award/Start:	<u>Q1/2011</u>	(mm/yy)	Prepared/Last Date:	<u>YES</u>
Project Complete:	<u>Q4/2022</u>		<u>08/2018</u>	

Annual Operations & Maintenance Costs \$

Current:	\$	4,600,000	Projected:	\$	4,600,000	Net Change:	\$	0
----------	----	-----------	------------	----	-----------	-------------	----	---

**BUREAU OF INDIAN AFFAIRS
Project Data Sheet**

Total Project Score/Ranking:	100
Planned Funding FY:	2020
Funding Source:	Resources Management Safety of Dams

Project Identification

Project Title: Antelope Dam Rehabilitation – Final Design		
Project Number: 152SD000	Unit/Facility Name: Antelope Dam	
Region/Area/District: Great Plains Region	Congressional District: 01	State: SD

Project Justification

DOI Asset Code	FRPP Unique Id #	API:	FCI-Before:
40162100	Antelope Dam	90	0.20

Project Description:

Antelope Dam is located about 2 miles east of Mission, South Dakota on Antelope Creek, one of two major tributaries of the Keya Paha River. Antelope Dam is an earth fill dam constructed in 1939 with a structural height of 25 feet and is 2050 feet long. The dam is used for livestock watering, fishing and other recreation. Antelope Dam has an overall Safety of Dams condition classification of poor. The comprehensive dam review identified three expedited safety actions to address.

Scope of Benefits (SB):

The Safety of Dams (SOD) Program is primarily a public safety program, with the intent to reduce the risks to people, property, and the environment. The SOD program protects the public by identifying and implementing necessary corrective actions to make dams as safe as practically possible and to reduce the potential threat to human life and property due to a catastrophic dam failure.

Investment Strategy (IS):

The Antelope Dam investment strategy demonstrates a steady state position on operation and maintenance costs and a moderate leveraging of non-DOI resources.

Consequences of Failure to Act (CFA):

Failure to complete the Antelope Point Dam would have major and measurable direct impacts on public or employee health and safety.

Ranking Categories: Scores should be equal to the scores on the Project Scoring Sheet (Exhibit 1A)

FCI/API	(40%)	FCI	<u>0.20</u>	API	<u>90</u>	Score =	<u>40</u>
SB	(20%)					Score =	<u>20</u>
IA	(20%)					Score =	<u>20</u>
CFA	(20%)					Score =	<u>20</u>

Combined ranking factors = (.40 x API/FCI score) + (.20 x SB score) + (.20 x IS score) + (.20 x CFA score)

Capital Asset Planning Exhibit 300 Analysis Required: YES or NO

VE Study: Scheduled TBD Completed (mm/yy) **Total Project Score:** 100

Project Costs and Status

Project Cost Estimate (this PDS):		\$	%	Project Funding History: (entire project)	
Deferred Maintenance Work:	\$	<u>0</u>	<u>100</u>	Appropriated to Date:	\$ <u>500,000</u>
Capital Improvement Work:	\$	<u>0</u>	<u>0</u>	Requested in FY <u>2020</u> Budget:	\$ <u>TBD</u>
				Future Funding to Complete	\$ <u>TBD</u>
				Project:	
Total:	\$	<u>0</u>	<u>100</u>	Total:	\$ <u>TBD</u>

Class of Estimate:	A	B	C	(circle one)	Planning and Design Funds: \$'s	
Estimate Escalated to FY:	<u>2014</u>				Planning Funds Received in FY ----	\$ <u>0</u>
					Design Funds Received in FY ----	\$ <u>0</u>

Dates:	Sch'd	Actual	Project Data Sheet	DOI Approved:
Construction Award/Start:	<u>09/2023</u>	(mm/yy)	Prepared/Last Date:	<u>YES</u> or <u>NO</u>
Project Complete:	(mm/yy)		<u>08/2018</u>	

Annual Operations & Maintenance Costs \$

Current:	\$	21,000	Projected:	\$	21,000	Net Change:	\$	0
----------	----	--------	------------	----	--------	-------------	----	---

**BUREAU OF INDIAN AFFAIRS
Project Data Sheet**

Total Project Score/Ranking:	100
Planned Funding FY:	2020
Funding Source:	Resources Management Safety of Dams

Project Identification

Project Title: Cooley Dam Rehabilitation-Final Design			
Project Number: 300SD000	Unit/Facility Name: Cooley Dam		
Region/Area/District: Western Region	Congressional District: 01	State: AZ	

Project Justification

DOI Asset Code	FRPP Unique Id #	API:	FCI-Before:
40162100		90	0.67

Project Description:

Cooley Dam is located 0.93 miles upstream from Bootleg Dam on Corduroy Creek, southwest of Indian Pine, Arizona, just west of Highway 77. Cooley Dam was constructed in 1963 in a joint effort between the BIA and the White Mountain Apache Tribe. The greatest risk of failure at Cooley Dam is an overtopping failure during hydrologic loading. The April 2000 Downstream Hazard Study states that in the event Cooley Dam breaches, either from a sunny-day failure, or by overtopping from hydrologic loading, it would lead to the subsequent overtopping and failure of Bootleg Dam. The failure of Bootleg Dam would ultimately result in the downstream hazard.

Scope of Benefits (SB):

The Safety of Dams (SOD) Program is primarily a public safety program, with the intent to reduce the risks to people, property, and the environment. The SOD program protects the public by identifying and implementing necessary corrective actions to make dams as safe as practically possible and to reduce the potential threat to human life and property due to a catastrophic dam failure. This project supports the long-term goal by correcting identified safety deficiencies on the dam in accordance with the Indian Dam Safety Act of 1994 (Public Law 100-302) and Secretarial Order No. 3048.

Investment Strategy (IS):

The Cooley Dam investment strategy demonstrates a steady state position on operation and maintenance costs and a moderate leveraging of non-DOI resources.

Consequences of Failure to Act (CFA):

Failure to complete the Cooley Dam would have a major and measurable direct impact on public or employee health and safety.

Ranking Categories: Scores should be equal to the scores on the Project Scoring Sheet (Exhibit 1A)

FCI/API	(40%)	FCI	<u>0.67</u>	API	<u>90</u>	Score =	<u>40</u>
SB	(20%)					Score =	<u>20</u>
IA	(20%)					Score =	<u>20</u>
CFA	(20%)					Score =	<u>20</u>

Combined ranking factors = (.40 x API/FCI score) + (.20 x SB score) + (.20 x IS score) + (.20 x CFA score)

Capital Asset Planning Exhibit 300 Analysis Required: YES or NO

VE Study: Scheduled TBD Completed (mm/yy) **Total Project Score:** 100

Project Costs and Status

Project Cost Estimate (this PDS):		\$	%	Project Funding History: (entire project)	
Deferred Maintenance Work:	\$	<u>TBD</u>	<u>100</u>	Appropriated to Date:	\$ <u>0</u>
Capital Improvement Work:	\$	<u>0</u>	<u>0</u>	Requested in FY <u>2020</u> Budget:	\$ <u>TBD</u>
				Future Funding to Complete Project:	\$ <u>TBD</u>
Total:	\$	<u>TBD</u>	<u>100</u>	Total:	\$ <u>TBD</u>

Class of Estimate:	A	B	C	(circle one)	Planning and Design Funds: \$'s	
Estimate Escalated to FY:	<u>----</u>				Planning Funds Received in FY <u>----</u>	\$ <u>0</u>
					Design Funds Received in FY <u>----</u>	\$ <u>0</u>

Dates:	Sch'd	Actual	Project Data Sheet	DOI Approved:
Construction Award/Start:	<u>00/2023</u>	(<u>mm/yy</u>)	Prepared/Last Date:	<u>YES</u> or <u>NO</u>
Project Complete:	<u>00/2024</u>		<u>07/2018</u>	

Annual Operations & Maintenance Costs \$

Current:	\$	21,450	Projected:	\$	21,450	Net Change:	\$	0
----------	----	--------	------------	----	--------	-------------	----	---

**BUREAU OF INDIAN AFFAIRS
Project Data Sheet**

Total Project Score/Ranking:	100
Planned Funding FY:	2020
Funding Source:	Resources Management Safety of Dams

Project Identification

Project Title: Crow Dam Rehabilitation – Expedited Action		
Project Number: TBD	Unit/Facility Name: Crow Dam	
Region/Area/District: Northwest Region	Congressional District: AL	State: MT

Project Justification

DOI Asset Code	FRPP Unique Id #	API:	FCI-Before:
40180000		100	0.77

Project Description:

The dam is located on Crow Creek in Lake County, Montana, on the Flathead Indian Reservation. Crow Dam is a homogeneous embankment with a structural height of 99 feet and a crest length of 900 feet. The dam was constructed in the 1933 and modified in 1940. Crow Dam has unacceptably high probabilities of failure identified by the Bureau of Reclamation (BOR). Overall Safety of Dams condition is currently judged to be unsatisfactory. Two Expedited Actions have been identified. If this dam fails, the population at risk is estimated 370. The main deficiencies, considered Expedited Action, are high likelihood of failure due to overtopping during a flood event and spillway erosion during spillway flows. An Issue Evaluation and conceptual design was initiated in FY 2011, and is complete. The final design has been developed.

Scope of Benefits (SB):

The Safety of Dams (SOD) Program is primarily a public safety program, with the intent to reduce the risks, which are posed by dams located on Indian Reservations, to people, property, and the environment. The SOD program protects the public by identifying and implementing necessary corrective actions to make dams are as safe as practically possible and to reduce the potential threat to human life and property due to a catastrophic dam failure. This project supports the long-term goal by correcting identified safety deficiencies on the dam in accordance with the Indian Dam Safety Act of 1994 (Public Law 100-302) and the Department s Safety of Dams Program as per Secretarial Order No. 3048. When structural modifications are required to correct safety of dams deficiencies, the program ensures that modifications are completed in an economically, technically, environmentally, and culturally sound manner. The program monitors performance of dams through regular examinations and instrumentation monitoring. The program provides a consistent and logical approach to manage and reduce the risk posed by dams that are under the jurisdiction of the Bureau. The Crow Dam Rehabilitation fulfills the location and partnership initiatives of the Department and Bureau.

Investment Strategy (IS):

The Crow Dam investment strategy demonstrates a steady state position on operation and maintenance costs and a moderate leveraging of non-DOI resources.

Consequences of Failure to Act (CFA):

Failure to complete the Crow Dam would have a major and measurable direct impact on public or employee health and safety.

Ranking Categories: Scores should be equal to the scores on the Project Scoring Sheet (Exhibit 1A)						
FCI/API	(40%)	FCI	0.77	API	<u>100</u>	Score = <u>40</u>
SB	(20%)					Score = <u>20</u>
IA	(20%)					Score = <u>20</u>
CFA	(20%)					Score = <u>20</u>
Combined ranking factors = (.40 x API/FCI score) + (.20 x SB score) + (.20 x IS score) + (.20 x CFA score)						

Capital Asset Planning	Exhibit 300 Analysis Required:	<u>YES</u> or <u>NO</u>
VE Study:	Scheduled <u>10/2011</u>	Completed <u>03/2017</u>
		Total Project Score: <u>100</u>

Project Costs and Status

Project Cost Estimate (this PDS):	\$	%	Project Funding History: (entire project)
Deferred Maintenance Work:	\$	<u>TBD</u> <u>100</u>	Appropriated to Date: \$ <u>22,200,000</u>
Capital Improvement Work:	\$	<u>0</u> <u>0</u>	Requested in FY <u>2020</u> Budget: \$ <u>TBD</u>
			Future Funding to Complete \$ <u>TBD</u>
			Project:
Total:	\$	<u>TBD</u> <u>100</u>	Total: \$ <u>TBD</u>

Class of Estimate:	A B C (circle one)	Planning and Design Funds: \$'s
Estimate Escalated to FY:	<u>----</u>	Planning Funds Received in FY <u>----</u> \$ <u>0</u>
		Design Funds Received in FY <u>2013</u> \$ <u>300,000</u>

Dates:	Sch'd	Actual	Project Data Sheet	DOI Approved:
Construction Award/Start:	<u>04/2014</u>	<u>05/2018</u>	Prepared/Last Date:	<u>YES</u> or <u>NO</u>
Project Complete:	<u>09/2024</u>		<u>02/2019</u>	

Annual Operations & Maintenance Costs \$

Current:	\$	5,500	Projected:	\$	4,000	Net Change:	\$	1,500
----------	----	-------	------------	----	-------	-------------	----	-------

Other Program Construction

Other Program Construction							
<i>(Dollars in thousands)</i>							
Subactivity Program Element	2018 Enacted	2019 CR	FY 2020				Change from 2019 CR
			Internal Transfers	Fixed Costs	Program Changes	Budget Request	
Telecommunications Improvement & Repair <i>FTE</i>	1,119 <i>0</i>	1,119 <i>0</i>	0 <i>0</i>	0 <i>0</i>	-2 <i>0</i>	1,117 <i>0</i>	-2 <i>0</i>
Facilities/Quarters Improvement & Repair <i>FTE</i>	3,919 <i>0</i>	3,919 <i>0</i>	0 <i>0</i>	0 <i>0</i>	-1,002 <i>0</i>	2,917 <i>0</i>	-1,002 <i>0</i>
Construction Program Management <i>FTE</i>	8,329 <i>19</i>	8,329 <i>19</i>	0 <i>0</i>	17 <i>0</i>	-373 <i>0</i>	7,973 <i>19</i>	-356 <i>0</i>
Total Requirements <i>FTE</i>	13,367 <i>19</i>	13,367 <i>19</i>	0 <i>0</i>	17 <i>0</i>	-1,377 <i>0</i>	12,009 <i>19</i>	-1,358 <i>0</i>

Program Description:

The Other Program Construction program addresses rehabilitation and repair needs for structures in the BIA inventory that serve Regional and Agency offices across the Nation.

2020 Activities:

- Inventory includes administrative buildings and ancillary structures and telecommunication towers.
- Real property assets include buildings, housing units, and a wide variety of other constructed assets such as warehouses, storage facilities, garages, and existing building operation support systems.
- Construction Program Management provides national strategic, operational, tactical, and liaison support for the facilities programs operated by the Bureau of Indian Education and Bureau of Indian Affairs, and provides technology support for water infrastructure under the purview of the Resources Management Construction program.

Justification of 2020 Program Changes:

Telecommunications Improvement & Repair (-\$2,000):

The FY 2020 budget request for the Telecommunications Improvement and Repair program is \$1.1 million and supports the Administration's emphasis on infrastructure. The program supports repair and modernization of Indian Affairs (IA) telecommunication systems across the regions and agencies. Funding in 2020 will support maintenance, spectrum management, five-year cyclical review, and administration of all Radio Frequency Assignments.

Facilities/Quarters Improvement & Repair (-\$1,002,000):

The FY 2020 budget request for the BIA Administration Facilities/Quarters Improvement and Repair program is \$2.9 million and supports the Administration's emphasis on infrastructure. In 2020 the program will prioritize correction of health and safety deficiencies in the general administration locations

identified in “poor” condition based on the FCI. Funding will target replacement of large building systems such as roofs, HVAC, and lighting, electrical, and mechanical systems.

Construction Program Management (-\$373,000):

Funds will be used for program reviews to assess the efficacy of BIA Construction management policy, and confirm compliance with laws, regulations and program guidance. The outcome will serve as the basis for improved policy and procedural development.

Subactivity - Telecommunications Improvement & Repair (FY 2020: \$1,117,000):

Indian Affairs operates a number of communication sites which are critical to the bureaus’ missions. Identifying and remediating telecommunication problems are critical to continuity of operations. Projects target the repair or replacement of radio towers, base stations, and infrastructure; correction of hazardous safety conditions; damage caused by fire; acts of nature; and vandalism. Projects remediate telecommunication sites to meet compliance regulations, correct identified life safety deficiencies, replace systems that fall outside the narrowband requirements, and provide emergency repairs.



Telecommunications Tower, Keams Canyon Arizona

Subactivity - Facilities/Quarters Improvement & Repair (FY 2020: \$2,917,000):

IA performs facilities improvement and repair (FI&R) work on existing administrative facilities. The program prioritizes projects that improve safety and protect the health of employees and the public in administrative buildings. As of the first quarter of FY 2019, BIA Agency Facilities had \$57.3 million in building Deferred Maintenance and \$46.1 million in Site/Ground Deferred Maintenance.

Minor Improvement and Repair [\$2,219,000]:

Funds are used to correct priority deficiencies and support code compliance repairs necessary to provide safe, functional facilities and minimize program personnel’s exposure to potential life, safety and health hazards. In FY 2020, the program will focus on the significant disposal backlog of facilities that are ready for demolition or transfer to tribes within the General Administration portfolio.

Facility Condition Assessments [\$73,000]:

This program supports the cyclic assessment of the condition of facilities. The purpose of the program is to complete a comprehensive condition assessment and inventory validation of all IA-owned or leased real property assets on a three year cycle. Assessments identify new deficiencies and validate existing ones in the facilities management system for assets that provide Trust Services to tribes and tribal members. Condition assessments identify deferred maintenance (DM) needs and include a computation of the current replacement value of each asset, which is necessary to calculate the asset Facility Condition

Index (FCI). Condition assessments include major building systems such as fire and life safety, HVAC and electrical systems, as well as structural integrity evaluations.

Emergency Repairs [\$300,000]:

Funds are used to support emergency reimbursement for repairs as needs arise. When an emergency occurs that results in an IA facility presenting an immediate threat to life or property, the program provides funds to mitigate immediate threats to life or property.

Environmental Projects [\$325,000]:

This program addresses environmental clean-up in accordance with environmental laws and regulations. Specifically, funds are used to assess, characterize, remediate, and monitor potential or actual releases of environmental contaminants at IA-owned general administration facilities. Environmental projects include the upgrade or replacement of storage tanks, wastewater systems, water systems, water towers, or wells; removal and disposal of contaminated soils and hazardous or toxic materials; abatement of asbestos and lead paint; and sampling and analysis of environmental contaminants, including testing for and mitigation of radon gas.

Subactivity - Construction Program Management (FY 2020: \$7,973,000; FTE: 19):

The Construction Program Management provides for national strategic, operational, tactical, and liaison support for the facilities programs operated by IA. The program ensures that all major construction or renovation projects materially contribute to effective resource protection for employees, a high quality education experience for students, and improved overall operation of IA programs in the most cost effective and environmentally responsible manner possible. The program also manages and oversees all maintenance programs which are accomplished through commercial contracts, Pub.L. 93-638 contracts, Pub.L. 100-297 grants, or compacts with tribes or tribal organizations.

Program Management Construction [\$3,787,000; FTE: 19]:

Construction program management supports an inventory of 5,953 buildings, more than 28.8 million square feet, nation-wide and includes all associated site utilities. The buildings are located in 26 States and are distributed over approximately 392 sites that are often remote and isolated. Of these buildings, 1) 3,642 are education facilities utilized by the BIE, consisting of 183 school sites including two postsecondary colleges; 2) 2,029 buildings are used by BIA for administration and other program operations including fire stations, roads shops, employee housing units, forestry buildings, lookout towers, communications sites, water intake systems, pumping stations, pipelines, and water treatment plants; and 3) 84 detention facilities and tribal courts provide services for OJS, and 4) 50 buildings (815,980 square feet) are managed by tribes who receive O&M funds for such purposes, via Pub.L. 93-638 contracts or Pub.L. 100-297.

Facility Data Management System [\$1,500,000]:

The Indian Affairs Facility Management System (IA-FMS) is a suite of applications integrated with the work management and asset management software package, this is the facility maintenance management system for all the DOI bureaus. DOI has an enterprise license agreement with IBM on behalf of the bureaus to address licensing requirements. Each bureau is required to pay a DOI License Cost Allocation each year to DOI. The IA-FMS interfaces with the DOI system of record, the Financial and Business

Management System (FBMS), on facility maintenance activities associated with IA funded assets that include schools, detention centers, telecommunication towers, and general administration facilities. The IA-FMS serves as the primary tool for gathering, tracking, and monitoring maintenance data on IA funded assets.



Fort Peck Water System, Fort Peck Montana

Fort Peck Water System [\$2,686,000]:

In accordance with the requirements of the Fort Peck Reservation Rural Water System Act of 2000, BIA funds OM&R for the completed sections of the Fort Peck Water System located within the Fort Peck reservation boundaries. This system ensures a safe and adequate municipal, rural, and industrial water supply for the residents of the Fort Peck Indian Reservation in the State of Montana, as well as the citizens of Roosevelt, Sheridan, Daniels, and Valley counties in the State, outside the Fort Peck Indian Reservation.

Settlements & Miscellaneous Payments

Appropriation Language

DEPARTMENT OF THE INTERIOR

BUREAU OF INDIAN AFFAIRS

Indian Land and Water Claim Settlements and Miscellaneous Payments to Indians

For payments and necessary administrative expenses for implementation of Indian land and water claim settlements pursuant to Public Laws 99–264, 100–580, 101–618, 111–11, 111–291, and 114–322, and for implementation of other land and water rights settlements, \$45,644,000, to remain available until expended.

Note.—A full-year 2019 appropriation for this account was not enacted at the time the budget was prepared; therefore, the budget assumes this account is operating under the Continuing Appropriations Act, 2019 (Division C of P.L. 115–245, as amended). The amounts included for 2019 reflect the annualized level provided by the continuing resolution.

SUMMARY OF REQUIREMENTS
Indian Land and Water Claim Settlements and Miscellaneous Payments to Indians
(Dollars in Thousands)

	2018 Enacted		2019 CR		Internal	Fixed Costs	Program Changes		2020 President's		Change from	
	FTE	Amount	FTE	Amount	Transfers (+/-)	(+/-)	FTE	Amount	FTE	Amount	FTE	Amount
INDIAN LAND & WATER CLAIM SETTLEMENTS & MISCELLANEOUS PAYMENTS TO INDIANS												
Land Settlements:												
White Earth Land Settlement Act (Adm.)	0	625	0	0	0	0	0	0	0	0	0	0
Hoopa-Yurok Settlement	0	250	0	0	0	0	0	0	0	0	0	0
Water Settlements:												
Pyramid Lake Water Rights Settlement	0	142	0	0	0	0	0	0	0	0	0	0
Navajo Water Resources Development Trust Fund	0	4,011	0	0	0	0	0	0	0	0	0	0
Navajo-Gallup Water Supply Project	2	21,720	2	0	0	0	-2	0	0	0	-2	0
Pechanga Band of Luiseno Mission	0	9,192	0	0	0	0	0	0	0	0	0	0
Blackfeet	0	19,517	0	0	0	0	0	0	0	0	0	0
Unallocated	0	0	0	55,457	0	0	0	-9,813	0	45,644	0	-9,813
TOTAL, SETTLEMENTS/MISC. PAYMENTS	2	55,457	2	55,457	0	0	-2	-9,813	0	45,644	-2	-9,813

Indian Land and Water Claims Settlements and Miscellaneous Payments to Indians							
<i>(Dollars in thousands)</i>							
	2018 Enacted	2019 CR	FY 2020				Net Change from 2019
			Internal Transfers	Fixed Costs	Program Changes	Budget Request	
Active Enacted Settlements							
Land Settlements							
White Earth Land Settlement Act (Adm.) (P.L. 99-264)	625						
Hoopa-Yurok Settlement (P.L. 100-580)	250						
Water Settlements							
Pyramid Lake Water Rights Settlement (P.L. 101-618)	142						
Navajo Water Res. Dev. Trust Fund (P.L. 111-11)	4,011						
Navajo-Gallup Water Supply Project (P.L. 111-11)	21,720						
Pechanga Water Rights Settlement (P.L. 114-322)	9,192						
Blackfeet Water Rights Settlement (P.L. 114-322)	19,517						
UNALLOCATED		55,457			-9,813	45,644	-9,813
<i>FTE</i>							
Total Requirements	55,457	55,457			-9,813	45,644	-9,813
<i>FTE</i>	2	2			-2	0	-2

Summary of 2020 Program Changes

Request Component	(\$000)	FTE
• Water Settlements		
• Navajo-Gallup Water Supply Project (P.L. 111-11)		-2
• UNALLOCATED	-9,813	0
TOTAL, Program Changes	-9,813	-2

DOI is committed to honoring enacted Indian land and water rights settlements. Settlements often end decades of controversy and contention among tribes and neighboring communities. Securing tribal and individual Indian rights to historic land and ensuring permanent access to a clean and reliable water supply is important to tribal nationhood, quality of life, economic security, and sustained fundamental cultural values.

Justification of 2020 Program Changes:

UNALLOCATED (-9,813,000):

The distribution of settlement funding in 2020 will depend on final 2019 payments to active settlements. The Navajo Trust Fund and the Navajo-Gallup Water Supply Project (both authorized in P.L. 111-11) have enforceability dates in 2019 and will not require funding in 2020. Administration of the Hoopa-Yurok Settlement (P.L. 100-580) and the Pyramid Lake Water Rights Settlement (P.L. 101-618) are also complete as of end of fiscal year 2019. The 2020 funding will be allocated between ongoing administration needs of the White Earth Land Settlement Act (P.L. 99-264), final payment to the Pechanga Water Rights Settlement (P.L. 114-322), and the Blackfeet Water Rights Settlement (P.L. 114-322) whose enforceability date is in January 2025.

Subactivity - Settlements (FY 2020 \$45,644,000; FTE: 0):

The Administration maintains a strong commitment to resolve tribal land and water rights claims and ensure tribes and individual Indians have rightful ownership to land and rights to water to meet domestic, economic, cultural, and ecological needs. For example, water infrastructure projects supported in these agreements bring clean and potable water to tribal communities, repair crumbling irrigation and water delivery infrastructure upon which tribal economies depend, support environmental restoration and protection goals, and support water sharing agreements between tribes and other water users. These investments improve the health and well-being of tribal members and preserve existing economies and, over the long-term, bring the potential for jobs and economic development. Enacted settlements authorized for appropriation in 2020 include the following:

White Earth Land Settlement Act (Adm.)

The White Earth Land Settlement Funds are used to investigate and verify questionable transfers of land by which individual Indian allottees or their heirs were divested of ownership and to achieve the payment of compensation to allottees or heirs in accordance with Pub.L. 99-264. A major portion of work is contracted under the authority of P.L. 93-638, as amended, to the White Earth Reservation Business Committee.

The Pechanga Band of Luiseno Mission Indians Water Rights Settlement Act

The Pechanga settlement was ratified and confirmed in the omnibus Water Infrastructure Improvements for the Nation Act (WIIN Act, P.L. 114-322, Sec. 3401-3413) enacted December 16, 2016. The Act settles claims to water rights in the Santa Margarita River Watershed for the Pechanga Band of Luiseno Mission Indians, located in Temecula Valley of southern California. Appropriations authorized in the Act will support Pechanga Recycled Water Infrastructure, Extension of Service Area Agreement (ESAA) Delivery Capacity, the Pechanga Water Fund, and Pechanga Water Quality work.

The Act establishes the Pechanga Settlement Fund in the U.S. Treasury and authorizes funding of \$28.5 million, subject to discretionary appropriations. Certain amounts authorized in the settlement act require indexing to retain purchasing power of the amounts authorized in the bill, also subject to discretionary appropriations. The settlement enforceability date is April 30, 2021 by which time all appropriations and other criteria have to be met or the settlement is void, funding is returned to the Treasury, and the Settlement must be renegotiated. Given the timing of the enforceability date, the Department expects to request sufficient resources in FY2020 to ensure that settlement conditions can be met before the enforceability date.

The Blackfeet Water Rights Settlement

The Blackfeet Water Rights Settlement was ratified and confirmed in the omnibus Water Infrastructure Improvements for the Nation Act (WIIN Act, P.L. 114-322, Sec. 3701-3724) enacted December 16, 2016. The Act settles claims to water rights in the State of Montana for the Blackfeet Tribe of the Blackfeet Indian Reservation. Appropriations authorized in the Act will support the Administration and Energy Account, OM&R Account, St. Mary Account, and Blackfeet Water, Storage, and Development Projects.

The Act establishes the interest bearing Blackfeet Settlement Trust Fund in the U.S. Treasury and authorizes funding of \$175.46 million, plus indexing to retain purchasing power of the amounts

authorized in the bill. Payments on the settlement are subject to discretionary appropriations. The settlement enforceability date is January 21, 2025 by which time all appropriations and other criteria have to be met or the settlement is void, funding is returned to the Treasury, and the Settlement must be renegotiated. Given the timing of the enforceability date, the Department expects to request sufficient resources by FY 2025 to ensure that settlement conditions can be met before the enforceability date.

The Act also establishes the non-trust, interest bearing Blackfeet Settlement Implementation Fund in the U.S. Treasury and authorizes funding of \$246.5 million, plus indexing, to retain purchasing power of the amounts authorized in the bill, subject to discretionary appropriations. The Bureau of Reclamation will request appropriations for this Fund.

Loan Accounts

Appropriation Language

DEPARTMENT OF THE INTERIOR

BUREAU OF INDIAN AFFAIRS

Indian Guaranteed Loan Program Account

For necessary expenses of administering guaranteed loans and insured loans issued under, the Indian Financing Act of 1974, \$909,000.

Note.—A full-year 2019 appropriation for this account was not enacted at the time the budget was prepared; therefore, the budget assumes this account is operating under the Continuing Appropriations Act, 2019 (Division C of P.L. 115–245, as amended). The amounts included for 2019 reflect the annualized level provided by the continuing resolution.

SUMMARY OF REQUIREMENTS

Indian Guaranteed Loan Programs

(Dollars in Thousands)

	2018 Enacted		2019 CR		Internal Transfers (+/-) <i>Amount</i>	Fixed Costs (+/-) <i>Amount</i>	Program Changes (+/-)		2020 President's Budget Request		Change from 2019 CR (+/-)	
	<i>FTE</i>	<i>Amount</i>	<i>FTE</i>	<i>Amount</i>			<i>FTE</i>	<i>Amount</i>	<i>FTE</i>	<i>Amount</i>	<i>FTE</i>	<i>Amount</i>
INDIAN GUARANTEED LOAN PROGRAM												
Subsidies	0	8,020	0	8,020	0	0	0	-8,020	0	0	0	-8,020
Program Management	0	1,252	0	1,252	0	+5	0	-348	0	909	0	-343
TOTAL, INDIAN GUARANTEED LOAN PROGRAM	0	9,272	0	9,272	0	+5	0	-8,368	0	909	0	-8,363

Bureau of Indian Affairs
Indian Guaranteed Loan Program
Justification of Fixed Costs and Internal Realignment
(Dollars In Thousands)

Fixed Cost Changes and Projections	2019 Total or Change	2019 to 2020 Change
Change in Number of Paid Days This column reflects changes in pay associated with the change in the number of paid days between 2019 and 2020.	+3	+3
Pay Raise The 2020 request reflects a pay freeze for civilian employees.	+4	0
Employer Share of Federal Employee Retirement System The change reflects the directed 2.3% increase in the employer contribution to the Federal Employee Retirement System.	0	+2
TOTAL FIXED COST CHANGES - IGLP		+5

Indian Guaranteed Loan Program (Dollars in thousands)							
Subactivity Program Element	2018 Enacted	2019 CR	FY 2020				Change From 2019 CR
			Internal Transfers	Fixed Costs	Program Changes	Budget Request	
Subsidies <i>FTE</i>	8,020	8,020	0	0	-8,020	0	-8,020
Program Management <i>FTE</i>	1,252	1,252	0	5	-348	909	-343
Total Requirements <i>FTE</i>	9,272	9,272	0	5	-8,368	909	-8,363

Summary of 2020 Program Changes:

Request Component	(\$000)	FTE
• Subsidies	-8,020	0
• Program Management	-348	0
TOTAL, Program Changes	-8,368	0

2020 Activities:

The 2020 request supports:

- Effective management of previously issued loan guarantees and loan insurance, including timely processing of loan modification requests, claims for loss and collection action.
- Development and implementation of program policies and internal controls.
- Management of distressed loans that are at risk of default or have defaulted.
- Technical assistance to borrowers, lenders, tribes and the public.

Justification of 2020 Program Changes:

The FY 2020 budget request for the Indian Guaranteed Loan Program activity is \$909,000 and 0 FTE.

Loan Subsidies (-\$8,020,000):

The FY 2020 budget does request funding for new Indian Guaranteed Loan Program subsidies as this program largely duplicates other existing loan programs serving Indian Country. The President's reform plan "Delivering Government Solutions in the 21st Century" proposed, where feasible, to centralize small business loans and loan guarantee programs under the Small Business Administration.

Program Management (-\$348,000):

The 2020 budget request of \$909,000 will provide oversight and administrative support for the existing loan portfolio.

Indian Guaranteed Loan Program Overview:

Funding supports the management of previously guaranteed and insured loans in Indian Country issued under the Indian Loan Guarantee and Insurance program, part of the Indian Financing Act of 1974 (Pub.L. 93-262), as amended. These loans are for business purposes that benefit the economy of an Indian reservation or a tribal service area designated by the Bureau of Indian Affairs (BIA). The program supports the management of loans offered for permanent working capital, real estate, construction,

equipment, lines of credit, refinancing, and nearly any other lawful business activity, excluding those that are primarily involved in gaming or tobacco. The Office of Indian Energy and Economic Development administers the program through its Division of Capital Investment (DCI).

Subactivity - Program Management (FY 2020: \$909,000; FTE: 0):

In accordance with the Federal Credit Reform Act of 1990 (2 U.S.C. 661) the program receives appropriations for the administrative costs of the credit portfolio, including those loan guarantees issued prior to FY 1992 for which funds were appropriated under the Indian Loan Guarantee and Insurance Fund. Funds are used to pay for salaries, travel, training, program management software, file management, operational costs, and even collateral preservation.

Program administration develops program policies, oversees regulatory compliance, addresses loan modification requests, considers claims for loss, and pursues enforced collection action on assigned guaranteed and insured loans after making payment on a claim for loss and being subrogated to the rights of the lender.

Program administration also monitors and pursues enforced collection action on direct loans made under the Indian Financing Act prior to 1995, when that program was terminated. Though the direct loan program is no longer funded, direct loans, some with terms as long as 30 years, remain the duty of those who now administer the Indian Loan Guarantee and Insurance Program. Staff members interact with interested lenders, tribes, tribal members, and Indian-owned businesses, and monitor, prepare reports on, and when necessary address problems with existing guaranteed and insured loans. Regular outreach, participation at seminars and conferences, and other marketing efforts are ongoing responsibilities. Upon request, DCI staff members share knowledge on lending in Indian Country with officials from other offices and Federal agencies, too, through a number of formal and informal methods.

DCI staff also addresses distressed loans, including both those that are at risk of default, and those that have defaulted and must receive attention through loan workouts or enforced collection, often with the help of the Department of Justice or Department of the Treasury. They must keep and maintain adequate records, respond to FOIA requests, address frequent data calls, and answer frequent questions from borrowers and the public. Their expertise in lending matters is highly valued, and frequently sought.

The Loan program is currently in process of responding to recommendations made in the Office of the Inspector General (OIG) Report “Stronger Controls Needed Over Indian Affairs Loan Guarantee Program” issued November 9, 2017. Please refer to the 2020 Budget Justification for the Office of the Secretary for the listing of all open Government Accountability Office and OIG recommendations pursuant to the Good Accounting Obligation in Government Act (Pub.L. 115-414).

DEPARTMENT OF THE INTERIOR

Indian Affairs

Appropriation: Indian Guaranteed Loan Financing Account

Program Description

As required by the Federal Credit Reform Act of 1990, this non-budgetary account records all cash flows to and from the Government resulting from loan guarantees and insured loans committed in 1992 and beyond (including modifications of loan guarantees and insured loans that resulted from commitments in any year). The amounts in this account are a means of financing and are not included in the budget totals.

DEPARTMENT OF THE INTERIOR

Indian Affairs

Appropriation: Indian Loan Guarantee and Insurance Fund Liquidating Account

Program Description

As required by the Federal Reform Act of 1990, this account records all cash flows to and from the Government resulting from direct loans obligated prior to 1992. This account is shown on a cash basis. All new activity in this program in 1992 and beyond (including modifications of direct loans that resulted from obligations or commitments in any year) is recorded in corresponding program and financing accounts.

DEPARTMENT OF THE INTERIOR

Indian Affairs

Appropriation: Indian Direct Loan Program Account

Program Description

The Indian Direct Loan Program Account ceased making new direct loans at the end of FY 1995. Any subsequent activity in this account is the result of upward subsidy re-estimates required by the Federal Credit Reform Act of 1990 (Pub L. 101-508, Section 504(F)).

DEPARTMENT OF THE INTERIOR

Indian Affairs

Appropriation: Indian Direct Loan Financing Account

Program Description

As required by the Federal Credit Reform Act of 1990, this non-budgetary account records all cash flows to and from the Government resulting from direct loans committed in 1992 and beyond (including modifications of direct loans that resulted from obligations in any year). The amounts in this account are a means of financing and are not included in the budget totals.

DEPARTMENT OF THE INTERIOR

Indian Affairs

Appropriation: Revolving Fund for Loans Liquidating Account

Program Description

As required by the Federal Reform Act of 1990, this account records all cash flows to and from the Government resulting from direct loans obligated prior to 1992. This account is shown on a cash basis. All new activity in this program in 1992 and beyond (including modifications of direct loans that resulted from obligations or commitments in any year) is recorded in corresponding program and financing accounts.

The Federal Credit Reform Act of 1990 (*2 U.S.C. 661*) changed the Revolving Fund for loans to a Liquidating Account for loans made prior to FY 1992. The program collects repayments, interest, and fees from borrowers of pre-1992 direct loans. Receipts from loans made from 1935 to 1991 are deposited into the Revolving Fund and returned to the General Fund of the U.S. Treasury. The liquidating account does not make new loan disbursements.

Permanent Appropriations

DEPARTMENT OF THE INTERIOR

INDIAN AFFAIRS

Permanent Appropriations

- 14-2204-0 White Earth Settlement Fund

- 14-5505-0 Indian Water Rights and Habitat Acquisition Program

- 14-9925-0 Miscellaneous Permanent Appropriations
 - 14-5468-0 Power Revenues, Indian Irrigation Projects
 - 14-5240-0 Operations and Maintenance, Irrigation Systems
 - 14-5442-0 Alaska Resupply Program
 - 14-2623-0 Claims and Treaty Obligations

- 14-5051-0 Operation and Maintenance of Quarters

- 14-8361-0 Gifts and Donations

White Earth Settlement Fund					
<i>(Dollars in thousands)</i>					
Activity	2018 Enacted	2019 CR	2020		Net Change from 2019 CR
			Program Changes (+/-)	Budget Request	
White Earth Settlement Fund <i>FTE</i>	690	3,000	0	3,000	0
Total Requirements <i>Total FTE</i>	690	3,000	0	3,000	0

Subactivity - White Earth Settlement Fund (FY 2020: \$3,000,000):

The White Earth Reservation Land Settlement Act of 1985 (Pub. L. 99-264) authorizes the payment of funds to eligible allottees or heirs as defined in the Act. The payment of funds shall be treated as the final judgment, award, or compromise settlement under the provisions of Title 31, United States Code, section 1304. Compensation is paid for the fair market value as of the date of questionable taking of allotted land, less any compensation actually received, plus compound interest to the date of payments.

Subactivity - Indian Water Rights and Habitat Acquisition (FY 2020: \$0):

Funds were requested and appropriated in FY 2003 for the settlement of the water claims of the Shivwits Band of the Paiute Indian Tribe of Utah. Pub.L.106-263 specifies the use of the Land and Water Conservation Fund for the implementation of the water rights and habitat acquisition program. There is a balance of \$3 million remaining from the FY 2003 funding that is contingent on the terms of Section 10 of the Act. It is anticipated that the terms will be met and the \$3 million in carryover will be obligated. No additional funds are being requested in FY 2020.

Miscellaneous Permanent Appropriations					
<i>(Dollars in thousands)</i>					
Activity	2018 Enacted	2019 CR	2020		Net Change from 2019 CR
			Program Changes (+/-)	Budget Request	
Power Revenues, Indian Irrigation Projects	72,405	74,314	0	75,884	+1,570
<i>FTE</i>	<i>94</i>	<i>94</i>		<i>94</i>	<i>0</i>
O&M Indian Irrigation Systems	36,560	36,318	0	38,339	+2,021
<i>FTE</i>	<i>189</i>	<i>189</i>		<i>189</i>	<i>0</i>
Alaska Resupply Program	292	1,981	0	2,019	+38
<i>FTE</i>	<i>1</i>	<i>1</i>		<i>1</i>	<i>0</i>
Claims and Treaty Obligations	41	40	0	40	0
<i>FTE</i>					
Total Requirements	109,298	112,653	0	116,282	+3,629
<i>Total FTE</i>	<i>284</i>	<i>284</i>		<i>284</i>	<i>0</i>

Subactivity – Power Revenues, Indian Irrigation Projects (FY 2020: \$75,884,000; FTE: 94):

The BIA owns three power projects, two in Arizona and one in Montana. The BIA operates and maintains the San Carlos Irrigation and Power Project and the Colorado River Power Project in Arizona. The Confederated Salish and Kootenai Tribes of the Flathead Reservation operate Mission Valley Power in Northwest Montana under a Pub.L. 93-638 contract. The BIA-owned power projects distribute power to approximately 38,000 customers, both on and off the reservations.

These power projects generate revenue through the issuance of bills and associated collections from power consumers and users of the three power projects based on statutory requirements pursuant to section 4 of the Permanent Appropriation Repeal Act (48 Stat. 1227), signed June 26, 1934. Power rates are reviewed annually and published as necessary in the Federal Register when changes are proposed. As authorized by the FY 1984 Appropriations Act (Pub.L. 98-146), collections are invested in interest-bearing securities until needed by a project.

The collected revenues are deposited in the U.S. Treasury for use by the respective projects. BIA administers the revenues to operate, maintain, and rehabilitate power system infrastructure on each project. Infrastructure includes power generating facilities, power substations, electrical switching stations, transmission lines, distribution lines, and other related equipment including deteriorated infrastructures.

Subactivity – Operations and Maintenance, Irrigation Systems (FY 2020: \$38,339,000; FTE: 189):

These receipts are obtained through the annual collection from water users of irrigated lands where assessments are levied pursuant to section 4 of the Permanent Appropriation Repeal Act (48 Stat. 1227), signed June 26, 1934 which allows assessments to be levied on irrigation projects constructed and owned by the United States for delivering service to Indian and non-Indian landowners and water users.

Fifteen of the irrigation projects owned by the BIA charge their water users an annual operations and maintenance fee to fund the cost of operating and maintaining the project and are considered self-supporting. The per acre assessment rate is calculated by estimating the cost of O&M for the project, divided by the acreage. Assessment rates are published annually in the Federal Register notice.

The collected funds are deposited in the U.S. Treasury which BIA administers for operations and maintenance of the respective projects. As authorized by the FY 1984 Appropriations Act (Pub.L. 98-146), collections are invested in interest-bearing securities until required for project operations.

Indian Affairs operates and maintains the irrigation infrastructure to deliver available water during the irrigation season for the authorized users at each project. Infrastructure includes 1) water storage reservoirs, diversion structures, and pumping plants and 2) canals and water control structures.

Subactivity - Alaska Resupply Program (FY 2020: \$2,019,000; FTE: 1):

The Alaska Resupply Program (Pub. L. 77-457, as amended by Pub. L. 102-154) provides a supply of essential life-sustaining commodities, such as heating fuel and gasoline, to remote Alaskan Native villages and IA facilities. The commodities are purchased by the recipients and collected revenues are deposited into a special fund in the Treasury, to be available to carry out the provisions of the Alaska Resupply Program. The program is managed by Indian Affairs' Seattle Support Center in Seattle, Washington.

Subactivity - Claims and Treaty Obligations (FY 2020: \$40,000):

This appropriation allows annual payments to fulfill continuing treaty requirements as follows:

Treaties with the Seneca Tribe of Indians of New York (\$6,000) - Funds are paid in equal shares to members of the Seneca Nation as provided by the Act of February 19, 1831 (4 Stat. 442).

Treaties with the Six Nations of New York (\$4,500) - The Six Nations are comprised of the Seneca, Tonawanda Band of Seneca, Tuscarora, Onondaga, Oneida, and Cayuga Tribes. The funds are allocated as follows: \$2,700 to the New York Indians for the purchase of dress goods, implements of husbandry, and other utensils suited to their circumstances. The remaining of \$1,800 is distributed per capita to the Oneida Indians under the jurisdiction of the Great Lakes Agency, Wisconsin, as provided by the Treaty of November 11, 1794, and the Act of February 25, 1799 (1 Stat. 618, 619).

Treaties with the Pawnees of Oklahoma (\$30,000) – This money is distributed per capita to the Pawnees as provided by the Treaty of September 24, 1857, Article 2 (11 Stat. 729).

Operation and Maintenance of Quarters					
<i>(Dollars in thousands)</i>					
Activity	2018 Enacted	2019 CR	2020		Net Change from 2019 CR
			Program Changes (+/-)	Budget Request	
Operation and Maintenance of Quarters	6,058	5,456		5,630	
<i>FTE</i>	<i>41</i>	<i>41</i>		<i>41</i>	<i>0</i>
Total Requirements	6,058	5,456		5,630	
<i>Total FTE</i>	<i>41</i>	<i>41</i>		<i>41</i>	<i>0</i>

Subactivity - Operation and Maintenance of Quarters (FY 2020: \$5,630,000; FTE: 41):

The Federal Employees Quarters Facilities Act (Pub. L. 98-473, as amended (5 U.S.C. 5911)), authorizes Federal agencies to provide housing and related conveniences to their employees when conditions of employment or availability of housing warrant such action. The law requires collection of rent and charges for related conveniences made available in connection with the occupancy of the housing unit. Funds collected are deposited into an account in the Treasury and made available to the Indian Affairs Operation and Maintenance (O&M) of Quarters program through annual appropriations. These funds are distributed to the servicing quarter's management program and expended for daily O&M activities at the location where the monies were collected. O&M of Quarters includes housing units for BIE employees. Funding and rent receipts associated with BIE quarters will continue to be managed by BIA in 2020.

The O&M Quarters program oversees management of over 3,000 housing units leased to IA employees, including single family houses, duplexes, triplexes, apartments, mobile homes, and trailer spaces. Rental rates for government-owned housing are determined through the Internet Quarters Management Information System (iQMIS), a centralized, web-based database and management tool. Rental rates take into consideration such factors as remoteness, age, and physical conditions of the quarters. The iQMIS interface with the Financial Business and Management System (FBMS) created transparency coupled with improved audits, reconciliation, tracking, and distribution of funds. This provides real time data for management and reporting.

Quarters operation activities and costs include administrative services, utility system services/expenses, refuse disposal, fire protection, maintenance vehicle costs, communications costs and pest control. Maintenance and repair activities and costs include routine preventive, routine cyclical and unscheduled (emergency) work for quarters units and related structures (i.e., detached quarters garages), equipment and utility system repairs.

The Office of Facilities Management and Construction (OFMC) provide management oversight for the O&M of quarters and maintain the national iQMIS database. Regions and agencies provide oversight at the local levels.

In FY 2020, the Operations and Maintenance of Quarters program will continue to address and provide oversight management; coordinate/process complaints, evictions and appeals; on-site compliance reviews;

housing requirements analysis; routine preventive maintenance and unscheduled maintenance including emergency repairs and improvement projects through established work ticket processes; and complete iQMIS and FMMS inventory updates. In accordance with OMB Circular A-45, as amended, the program will implement new survey rents and Consumer Price Index (CPI) adjustments to rental rates for all IA quarters nation-wide. IA will continue to implement the master housing plan to eliminate unneeded units and prioritize repair/renovation and replacement of existing housing units, targeting those in poor condition. The program will prorate costs associated with the iQMIS program services provided by the iQMIS Program Office, Interior Business Center, Department of the Interior.

Gifts and Donations					
<i>Dollars in thousands)</i>					
Activity	2018 Enacted	2019 CR	2020		Net Change from 2019 CR
			Program Changes (+/-)	Budget Request	
Gifts and Donations <i>FTE</i>	2,126	100		100	0
Total Requirements <i>Total FTE</i>	2,126	100		100	0

Subactivity - Gifts and Donations (FY 2020: \$100,000):

The Secretary of the Interior may accept donations of funds or other property and may use the donated property in accordance with the terms of the donation in furtherance of any programs authorized by other provision of law for the benefit of Indians (25 U.S.C. 451).

Appendices

Public Safety and Justice

Detention and Correction Facilities

	District	State	Operation	Region	Adult/ Juvenile	Facilities GSF	Status	Optimal Staffing Level (FTE)
Direct Service Programs:								
Fort Totten Corrections	I	ND	Direct	Great Plains	A	7,713	Operational	11
Standing Rock Adult Corrections	I	ND	Direct	Great Plains	A	17,594	Operational	15
Standing Rock Juvenile Corrections	I	ND	Direct	Great Plains	J	14,206	Operational	11
Turtle Mountain Corrections	I	ND	Direct	Great Plains	A	6,994	Operational	15
Lower Brule Adult Corrections	I	SD	Direct	Great Plains	A	42,500	Operational	26
Lower Brule Juvenile Corrections	I	SD	Direct	Great Plains	J		Closed	N/A
Hopi Corrections (Closed)	III	AZ	Direct	Western	A	21,790	Closed	N/A
Hopi Corrections (Modular)	III	AZ	Direct	Western	A	1,400	Operational	20
Hopi (Planned new building)	III	AZ	Direct	Western	A	5,000	Planning	TBD
Havasupai Holding Facility	III	AZ	Direct	Western	A	1,621	Operational	2
Eastern Nevada Adult Detention	III	NV	Direct	Western	A	6,587	Operational	21
Eastern Nevada Juvenile Detention	III	NV	Direct	Western	J	13,100	Closed	N/A
Uintah & Ouray	III	UT	Direct	Western	A/J	83,122	Operational (Adult)	64
Ute Mountain Ute Adult Corrections	IV	CO	Direct	Southwest	A	64,342	Operational	26
Ute Mountain Ute Juvenile Corrections	IV	CO	Direct	Southwest	J		Operational	13
Blackfeet Corrections	V	MT	Direct	Rocky Mtn.	A	9,650	Operational	15
Crow transition to Two Rivers (Phase I)	V	MT	Direct	Rocky Mtn.	A	64,647	Transition	31
Fort Belknap	V	MT	Direct	Rocky Mtn.	A	8,379	Operational	7
Northern Cheyenne Adult Corrections	V	MT	Direct	Rocky Mtn.	A	11,447	Operational	12
Northern Cheyenne Juvenile Corrections	V	MT	Direct	Rocky Mtn.	J	27,296	Operational	19
Spokane Corrections	VIII	WA	Direct	Northwest	A	4,397	Operational	10
Wind River Corrections	V	WY	Direct	Rocky Mtn.	A	11,769	Operational	14
Yankton Adult Corrections	I	SD	Direct	Great Plains	A	24,227	Operational	22
Yankton Juvenile Corrections	I	SD	Direct	Great Plains	J	0	Closed	N/A
Subtotal Direct Service Programs						447,782		354

Detention and Correction Facilities

	District	State	Operation	Region	Adult/ Juvenile	Facilities GSF	Status	Optimal Staffing Level (FTE)
Contract Programs:								
Gerald Tex Fox Three Affiliated Tribes	I	ND	638	Great Plains	A	30,569	Operational	28
Gerald Tex Fox Three Affiliated Tribes	I	ND	638	Great Plains	J		Operational	23
Omaha Tribal Adult Detention	I	NE	638	Great Plains	A	11,678	Operational	17
Oglala Sioux Tribal Offenders-Adult	I	SD	638	Great Plains	A	56,900	Operational	72
OST Medicine Root Adult	I	SD	638	Great Plains	A	10,608	Operational	17
OST Ki Yuxsa O'tipi - Kyle Jv	I	SD	638	Great Plains	J	25,024	Operational	32
Oglala Sioux Pine Ridge Justice	I	SD	638	Great Plans	A/J	96,604	Operational	57
Rosebud Sioux Adult Detention	I	SD	638	Great Plains	A	67,756	Operational	36
RST - Wanbli Wiconi Tipi-Rosebud JV	I	SD	638	Great Plains	J	51,646	Operational	29
Sisseton-Wahpeton Lake Traverse Res	I	SD	638	Great Plains	A	0	Closed	3
Cheyenne River Sioux Tribe Adult	I	SD	638	Great Plains	A	39,296	Operational	17
Cheyenne River Sioux Tribe Juvenile	I	SD	638	Great Plains	J		Operational	17
Menominee Tribal Detention	VII	WI	638	Midwest	A	43,667	Operational	21
Tohono O'Odham Nation	III	AZ	638	Western	A	29,867	Operational	52
White Mountain Apache Reservation	III	AZ	638	Western	A	30,000	Operational	29
White Mountain Apache Reservation	III	AZ	638	Western	J		Operational	0
Colorado River Indian Tribes	III	AZ	638	Western	A	5,081	Operational	17
Colorado River Indian Tribe	III	AZ	638	Western	J	18,000	Operational	32
San Carlos Apache Tribe Adult	III	AZ	638	Western	A	52,058	Operational	64
San Carlos Apache Tribe Juvenile	III	AZ	638	Western	J		Operational	
Hualapai Adult	III	AZ	638	Western	A	10,330	Operational	33
Hualapai Juvenile	III	AZ	638	Western	J	18,960	Operational	37
Fort Mohave Indian Tribe	III	AZ	638	Western	A	1,440	Operational	6
Fort Mohave Indian Tribe	III	AZ	638	Western	J		Operational	
Acoma Pueblo Holding Facility	IV	NM	638	Southwest	A	2,400	Operational	7
Laguna Pueblo	IV	NM	638	Southwest	A	13,290	Operational	22

Detention and Correction Facilities

	District	State	Operation	Region	Adult/ Juvenile	Facilities GSF	Status	Optimal Staffing Level (FTE)
Zuni Pueblo	IV	NM	638	Southwest	A	22,755	Operational	21
Zuni Pueblo	IV	NM	638	Southwest	J		Operational	15
Navajo Nation - Crownpoint	IV	NM	638	Navajo	A/J	61,830	Operational	52
Navajo Nation - Chinle	IV	AZ	638	Navajo	J	21,153	Operational	35
Navajo Nation - Window Rock	IV	AZ	638	Navajo	A	12,835	Operational	20
Navajo Nation - Shiprock	IV	NM	638	Navajo	A	1,800	Operational	25
Navajo Nation - Tuba City	IV	AZ	638	Navajo	J	25,000	Operational	31
Navajo Nation - Tuba City	IV	AZ	638	Navajo	A	87,701	Operational	54
Navajo Nation - Kayenta (NEW)	IV	AZ	638	Navajo	A/J	53,009	Operational	43
Ramah Navajo (NEW)	IV	NM	638	Southwest	A	47,500	Operational	20
Fort Peck Assiniboine & Sioux	V	MT	638	Rocky Mtn.	A	40,068	Operational	25
Fort Peck Assiniboine & Sioux	V	MT	638	Rocky Mtn.	J		Operational	45
Shoshone-Bannock Tribe Fort Hall	VIII	ID	638	Northwest	A	64,287	Operational	50
Shoshone-Bannock Tribe Fort Hall	VIII	ID	638	Northwest	J		Operational	14
Mississippi Choctaw	VI	MS	638	Eastern	A	73,246	Operational	42
Mississippi Choctaw	VI	MS	638	Eastern	J		Operational	19
Eastern Band of Cherokee	VI	NC	638	Eastern	A	42,900	Operational	24
Saginaw Chippewa	VII	MI	638	Midwest	A	360	Operational	17
Warm Springs	VIII	OR	638	Northwest	A	16,758	Operational	20
Colville	VIII	WA	638	Northwest	A	31,290	Operational	42
Yakama Nation	VIII	WA	638	Northwest	A/J	36,954	Operational	35
Chehalis	VIII	WA	638	Northwest	A	11,528	Operational	14
Puyallup	VIII	WA	638	Northwest	A/J	15,000	Operational	12
Subtotal Contract Programs						1,281,148		1,340
Self-Governance Programs:								
Gila River Indian Tribe	III	AZ	SG	Western	A	27,434	Operational	50
Gila River Indian Tribe	III	AZ	SG	Western	J	Unknown	Operational	45
Salt River Pima Maricopa Comm.	III	AZ	SG	Western	A	81,726	Operational	70
Salt River Pima Maricopa Comm.	III	AZ	SG	Western	J		Operational	
Taos Pueblo Holding	IV	NM	SG	Southwest	A	341	Operational	4

Detention and Correction Facilities

	District	State	Operation	Region	Adult/ Juvenile	Facilities GSF	Status	Optimal Staffing Level (FTE)
Chippewa Cree Tribe	V	MT	SG	Rocky Mtn.	A/J	32,249	Operational	21
Sac & Fox	VI	KS	SG	Southern Plains	J	53,192	Operational	50
Sault Sainte Marie	VII	MI	SG	Midwest	J	12,131	Operational	18
Red Lake Chippewa	VII	MN	SG	Midwest	J	63,180	Operational	20
Red Lake Chippewa	VII	MN	SG	Midwest	A		Operational	17
Metlakatla	VIII	AK	SG	Alaska	A/J	3,150	Operational	8
Makah	VIII	WA	SG	Northwest	A	3,140	Operational	7
Nisqually	VIII	WA	SG	Northwest	A	80,722	Operational	55
Quinault	VIII	WA	SG	Northwest	A	6,139	Operational	16
Salish & Kootenai	VIII	WA	SG	Northwest	A	8,860	Operational	10
Subtotal Self-Governance Programs						372,264		391
Tribal and Other Facilities:								
Lac Vieux Desert Detention	VII	MI	Tribal	Midwest	A	Unknown	Operational	N/A
Ak-Chin Detention	III	AZ	Tribal	Western	A	6,500	Operational	14
Tohono O’Odham Detention Center	III	AZ	Tribal	Western	J	25,000	Operational	15
Ft. McDowell Holding	III	AZ	Tribal	Western	J	Unknown	Operational	10
Jicarilla Detention Adult	IV	NM	Tribal	Southwest	A	Unknown	Operational	26
Jicarilla Detention Juvenile	IV	NM	Tribal	Southwest	J	Unknown	Operational	N/A
Pascua Yaqui	III	AZ	Tribal	Western	A	10,667	Operational	N/A
Pascua Yaqui	III	AZ	Tribal	Western	J		Operational	N/A
Puyallup	VIII	WA	Tribal	Northwest	A	1,776	Operational	9
Southern Ute Detention Ctr	IV	CO	Tribal	Southwest	A	Unknown	Operational	32
Native Village of Kwinhagak	VIII	AK	Tribal	Alaska	A/J	2,713	TBD	N/A
Tule River	III	CA	Unknown	Pacific	A/J	12,480	TBD	N/A
Eight Northern Pueblos	IV	NM	Treatment	Southwest	Treatment	2,000	TBD	N/A
Dilkon Jail Navajo Nation	IV	AZ	Unknown	Navajo	Unknown	15,261	TBD	N/A
Lac du Flambeau	VII	WI	Unknown	Midwest	A/J	TBD	TBD	N/A
Yavapai Apache Detention Facility	III	AZ	TBD	Western	TBD	TBD	TBD	TBD
Fallon Paiute – Shoshone	III	NV	TBD	Western	TBD	TBD	TBD	TBD
Subtotal Tribal and Other Facilities						76,397		106

Base Public Safety and Justice Funding

Bureau Location / Tribe	Program Operation	LE Program Count	State	FY 2018 Base Funding
<i>Criminal Investigations & Police Services:</i>				
HQ - NAGPRA Implementation	Bureau		National	1,000,000
HQ - CLEO Program (All \$ To Tribes)	Bureau		National	1,000,000
HQ - Nationwide Drug Enforcement Unit	Bureau		National	14,000,000
HQ - Nationwide School Resource Officer Program	Bureau		National	1,276,669
HQ - Nationwide K-9 Officer Unit	Bureau		National	1,500,000
HQ - National Oversight - Law Enforcement	Bureau		National	7,829,815
District 1				
D1 - District 1 LE Office - OJS	Bureau	N/A	SD	1,329,541
D1 - Crow Creek Agency OJS	Bureau	1	SD	1,248,586
D1 - Ft. Berthold Agency OJS	Bureau	2	ND	361,024
D1 - Ft. Totten Agency OJS	Bureau	3	ND	1,826,401
D1 - Lower Brule Agency OJS	Bureau	4	SD	1,303,181
D1 - Pine Ridge Agency OJS	Bureau	5	SD	1,310,221
D1 - Standing Rock Agency OJS	Bureau	6	ND	2,963,257
D1 - Turtle Mountain Agency OJS	Bureau	7	ND	2,220,962
D1 - Winnebago Agency OJS	Bureau	8	NE	912,283
D1 - Yankton Agency OJS	Bureau	9	SD	88,824
D1 - Cheyenne River Sioux Tribe	Tribe	10	SD	1,993,692
D1 - Flandreau Santee Sioux Tribe	Tribe	11	SD	306,485
D1 - Oglala Sioux Tribe of Pine Ridge	Tribe	12	SD	3,958,625
D1 - Omaha Tribe of Nebraska	Tribe	13	NE	1,649,541
D1 - Rosebud Sioux Tribe	Tribe	14	SD	3,042,982
D1 - Santee Sioux Tribe	Tribe	15	NE	439,516
D1 - Sisseton Wahpeton Sioux Tribe	Tribe	16	SD	909,967
D1 - Three Affiliated Tribes of Ft Berthold	Tribe	17	ND	1,376,073
D1 - Turtle Mountain Band of Chippewa Indians	Tribe	Counted w/ other	ND	150,740
D1 - Winnebago Tribe	Tribe	Counted w/ other	NE	215,705
D1 - Yankton Sioux Tribe	Tribe	Counted w/ other	SD	1,082,147
District 2				
D2 - District 2 LE Office - OJS	Bureau	18	OK	1,828,424
D2 - Anadarko Agency OJS	Bureau	19	OK	1,193,265
D2 - Concho Agency OJS	Bureau	20	OK	803,919
D2 - Miami Agency OJS	Bureau	21	OK	663,285
D2 - Pawnee Agency OJS	Bureau	22	OK	619,969
D2 - Comanche Nation, Oklahoma	Tribe	23	OK	507,067
D2 - Iowa Tribe of Kansas & Nebraska	Tribe	24	KS	272,477

Base Public Safety and Justice Funding

Bureau Location / Tribe	Program Operation	LE Program Count	State	FY 2018 Base Funding
<i>Criminal Investigations & Police Services:</i>				
D2 - Iowa Tribe of Oklahoma	Tribe	25	OK	340,748
D2 - Kickapoo Tribe of Kansas	Tribe	26	KS	270,741
D2 - Otoe-Missouria Tribe of Oklahoma	Tribe	27	OK	369,738
D2 - Pawnee Nation of Oklahoma	Tribe	28	OK	385,999
D2 - Prairie Band of Potawatomi Of Kansas	Tribe	29	KS	277,116
D2 - Sac & Fox Tribe of Missouri In KS & NE	Tribe	30	KS	231,206
D2 - Seminole Nation of Oklahoma	Tribe	31	OK	532,437
D2 - Tonkawa Tribe of Oklahoma	Tribe	32	OK	264,298
District 3				
D3 - District 3 LE Office - OJS	Bureau	N/A	AZ	1,048,241
D3 - Colorado River Agency OJS	Bureau	33	AZ	316,762
D3 - Eastern Nevada Agency OJS	Bureau	34	NV	1,535,082
D3 - Ft. Apache Agency OJS	Bureau	35	AZ	758,709
D3 - Hopi Agency OJS	Bureau	36	AZ	2,302,144
D3 - San Carlos Agency OJS	Bureau	37	AZ	617,036
D3 - Southern Paiute Agency OJS	Bureau	38	AZ	186,865
D3 - Te-Moak Agency OJS	Bureau	39	AZ	631,194
D3 - Truxton Canon Agency OJS	Bureau	40	AZ	1,600,291
D3 - Uintah & Ouray Agency OJS	Bureau	41	UT	1,980,485
D3 - Western Nevada Agency OJS	Bureau	42	NV	1,079,595
D3 - Cocopah Indian Tribe	Tribe	43	AZ	440,868
D3 - Colorado River Indian Tribes	Tribe	44	AZ	940,430
D3 - Confederated Tribe Goshute Reservation	Tribe	45	NV	0
D3 - Fallon Paiute-Shoshone Tribes	Tribe	46	NV	399,517
D3 - Fort McDowell Mohave-Apache Indian Com.	Tribe	47	AZ	795,748
D3 - Fort Mojave Indian Tribe	Tribe	48	AZ	723,760
D3 - Hualapai Tribe	Tribe	49	AZ	1,158,904
D3 - Las Vegas Paiute Indians	Tribe	50	NV	188,056
D3 - Lovelock Paiute Tribe	Tribe	51	NV	261,494
D3 - Moapa Band of Paiute Indians	Tribe	52	NV	411,939
D3 - Pascua Yaqui Tribe of Arizona	Tribe	53	AZ	710,980
D3 - Pyramid Lake Paiute Tribe	Tribe	54	NV	564,132
D3 - Quechan Tribe of The Fort Yuma Reservation	Tribe	55	AZ	164,783
D3 - Reno-Sparks Indian Colony	Tribe	56	NV	406,305
D3 - San Carlos Apache Tribe	Tribe	57	AZ	3,902,483
D3 - Te-Moak Tribe of Western Shoshone	Tribe	Counted w/ other	NV	132,565
D3 - Tohono O'odham Nation of Arizona	Tribe	58	AZ	4,833,154

Base Public Safety and Justice Funding

Bureau Location / Tribe	Program Operation	LE Program Count	State	FY 2018 Base Funding
<i>Criminal Investigations & Police Services:</i>				
D3 - Tonto-Apache Tribe of Arizona	Tribe	59	AZ	81,417
D3 - Walker River Paiute Tribe	Tribe	60	NV	264,085
D3 - White Mountain Apache Tribe	Tribe	61	AZ	2,133,076
D3 - Yavapai-Apache Nation	Tribe	62	AZ	369,223
D3 - Yavapai-Prescott Tribe	Tribe	63	AZ	495,539
D3 - Yerington Paiute Tribe	Tribe	64	NV	368,054
D3 - Yomba Shoshone Tribe	Tribe	65	NV	153,231
District 4				
D4 - District 4 LE Office – OJS	Bureau	N/A	NM	1,207,905
D4 - Laguna Agency OJS	Bureau	66	NM	379,120
D4 - Mescalero Agency OJS	Bureau	67	NM	2,221,956
D4 - Navajo Agency OJS	Bureau	Counted w/ other	NM	111,103
D4 - Northern Pueblos Agency OJS	Bureau	68	NM	1,169,371
D4 - Southern Pueblos Agency OJS	Bureau	69	NM	2,485,855
D4 - Ute Mountain Agency OJS	Bureau	70	CO	1,636,796
D4 - Jicarilla Apache Nation	Tribe	71	NM	191,777
D4 - Navajo Nation	Tribe	72	AZ	24,061,345
D4 - Pueblo of Acoma	Tribe	73	NM	699,572
D4 - Pueblo of Isleta	Tribe	74	NM	627,567
D4 - Pueblo of Laguna	Tribe	75	NM	892,233
D4 - Pueblo of Pojoaque	Tribe	76	NM	635,192
D4 - Pueblo of Santa Ana	Tribe	77	NM	358,754
D4 - Pueblo of Tesuque	Tribe	78	NM	178,668
D4 - Ramah Navajo Chapter	Tribe	79	NM	703,848
D4 - Southern Ute Tribe	Tribe	80	CO	1,046,064
D4 - Zuni Tribe	Tribe	81	NM	2,152,537
District 5				
D5 - District 5 LE Office - OJS	Bureau	N/A	MT	1,139,302
D5 - Blackfeet Agency OJS	Bureau	82	MT	246,836
D5 - Crow Agency OJS	Bureau	83	MT	2,367,310
D5 - Northern Cheyenne Agency OJS	Bureau	84	MT	2,246,096
D5 - Wind River Agency OJS	Bureau	85	WY	3,589,014
D5 - Assinboine and Sioux Tribe Fort Peck	Tribe	86	MT	2,172,376
D5 - Blackfeet Tribal Business Council	Tribe	87	MT	2,227,773
D5 - Ft. Belknap Community Council	Tribe	88	MT	1,279,957
District 6				
D6 - District 6 LE Office - OJS	Bureau	N/A	TN	892,543
D6 - Chitimacha Tribe of Louisiana	Tribe	89	LA	308,552

Base Public Safety and Justice Funding

Bureau Location / Tribe	Program Operation	LE Program Count	State	FY 2018 Base Funding
<i>Criminal Investigations & Police Services:</i>				
D6 - Coushatta Tribe of Louisiana	Tribe	90	LA	220,809
D6 - Eastern Band of Cherokee Indians	Tribe	91	NC	472,608
D6 - Mashantucket Pequot Tribe	Tribe	92	CT	717,439
D6 - Miccosukee Tribe of Indians	Tribe	93	FL	1,028,031
D6 - Mississippi Band of Choctaw Indians	Tribe	94	MS	1,504,092
D6 - Narragansett Indian Tribe	Tribe	95	RI	216,471
D6 - Passamaquoddy Tribe Indian Township	Tribe	96	ME	599,501
D6 - Passamaquoddy Tribe Pleasant Point	Tribe	97	ME	475,812
D6 - Penobscot Tribe of Maine	Tribe	98	ME	492,951
D6 - Poarch Band of Creek Indians	Tribe	99	AL	436,974
D6 - Seminole Tribe of Florida	Tribe	100	FL	527,763
D6 - St. Regis Mohawk Tribe	Tribe	102	NY	793,975
D6 - Tunica/Biloxi Tribe OJS	Tribe	103	LA	830,698
District 7				
D7 - District 7 LE Office – OJS	Bureau	N/A	MN	862,903
D7 - Nett Lake Agency OJS	Bureau	104	MI	630,893
D7 - Bay Mills Indian Community	Tribe	105	MI	459,670
D7 - Hannahville Indian Community	Tribe	106	MI	536,516
D7 - Keweenaw Bay Indian Community	Tribe	107	MI	456,108
D7 - Lac Du Flambeau Chippewa	Tribe	108	WI	404,305
D7 - Lac Vieux Desert Chippewa Indians	Tribe	109	MI	448,381
D7 - Little Traverse Bay Band of Ottawa	Tribe	110	MI	123,639
D7 - Lower Sioux Indian Community	Tribe	111	MN	90,470
D7 - Menominee Indian Tribe of Wisconsin	Tribe	112	WI	1,005,159
D7 - Pokagon Band	Tribe	113	MI	263,148
D7 - Red Cliff Band of L S Chippewa	Tribe	114	WI	160,579
D7 - Saginaw Chippewa Indian Tribe	Tribe	115	MI	609,686
D7 - Stockbridge Munsee Community	Tribe	116	WI	101,426
District 8				
D8 - District 8 LE Office – OJS	Bureau	N/A	OR	856,387
D8 - Burns-Paiute Tribe	Tribe	117	OR	346,807
D8 - Chehalis Business Council	Tribe	118	WA	622,791
D8 - Coeur D'Alene	Tribe	119	ID	774,483
D8 - Columbia River	Tribe	120	WA	229,954
D8 - Confederated Tribes of Colville	Tribe	121	WA	1,506,860
D8 - Confederated Tribes of Warm Springs	Tribe	122	OR	434,776
D8 - Hoh Indian Tribe	Tribe	123	WA	225,362
D8 - Kalispel Indian Community	Tribe	124	WA	232,553

Base Public Safety and Justice Funding

Bureau Location / Tribe	Program Operation	LE Program Count	State	FY 2018 Base Funding
<i>Criminal Investigations & Police Services:</i>				
D8 - Nez Perce Tribe	Tribe	125	ID	962,394
D8 - Nooksack Tribal Council	Tribe	126	WA	278,522
D8 - Puyallup Tribal Council	Tribe	127	WA	585,859
D8 - Quileute Tribe	Tribe	128	WA	380,789
D8 - Sauk-Suiattle Indian Tribe	Tribe	129	WA	202,309
D8 - Shoshone Bannock	Tribe	130	ID	2,100,527
D8 - Snoqualmie Tribe – Joss	Tribe	131	WA	45,202
D8 - Spokane Tribe	Tribe	132	WA	1,005,948
D8 - Stillaguamish Tribe of Washington	Tribe	133	WA	123,172
D8 - Upper Skagit Indian Tribe of Washington	Tribe	134	WA	298,240
D8 - Yakama Tribal Council	Tribe	135	WA	833,093
District 9				
D9 - District 9 LE Office – OJS	Bureau	N/A	CA	404,364
D9 - Yurok Tribe	Tribe	Counted w/ other	CA	100,963
Self-Governance Tribes				
OSG - Absentee Shawnee Tribe	Tribe	136	OK	280,384
OSG - Ak-Chin Indian Community	Tribe	137	AZ	164,071
OSG - Bois Forte Band (Nett Lake)	Tribe	138	MN	32,000
OSG - Cabazon Band of Mission Indians	Tribe	Counted w/ other	CA	211
OSG - Cherokee Nation	Tribe	139	OK	692,092
OSG - Chickasaw Nation	Tribe	140	OK	801,843
OSG - Chippewa-Cree Tribe	Tribe	141	MT	1,557,376
OSG - Choctaw Nation of Oklahoma	Tribe	142	OK	614,571
OSG - Citizen Potawatomi Nation	Tribe	143	OK	381,187
OSG - Confederated Salish and Kootenai Tribes	Tribe	144	MT	1,130,001
OSG - Confederated Tribes of Siletz Indians	Tribe	145	OR	94,532
OSG - Confederated Tribes of The Umatilla Res.	Tribe	146	OR	767,832
OSG - Coquille Tribe of Oregon	Tribe	147	OR	76,272
OSG - Duckwater Shoshone Tribe	Tribe	148	NV	90,708
OSG - Eastern Shawnee Tribe of Oklahoma	Tribe	149	OK	215,686
OSG - Ely Shoshone Tribe	Tribe	150	NV	140,725
OSG - Fond Du Lac Reservation Business Com.	Tribe	151	MN	52,195
OSG - Gila River Indian Community	Tribe	152	AZ	6,351,433
OSG - Grand Traverse Band Ottawa/Chippewa	Tribe	153	MI	372,244
OSG - Hoopa Valley Tribe	Tribe	154	CA	263,033
OSG - Jamestown S'klallam Tribal Council	Tribe	155	WA	232,192

Base Public Safety and Justice Funding

Bureau Location / Tribe	Program Operation	LE Program Count	State	FY 2018 Base Funding
<i>Criminal Investigations & Police Services:</i>				
OSG - Kaw Nation, Oklahoma	Tribe	156	OK	295,498
OSG - Kickapoo Tribe of Oklahoma	Tribe	157	OK	110,359
OSG - Kootenai Tribe of Idaho	Tribe	158	ID	23,346
OSG - Leech Lake Reservation Business Community	Tribe	159	MN	85,029
OSG - Little River Band of Ottawa Indians	Tribe	160	MI	287,132
OSG - Lower Elwha Tribal Community	Tribe	161	WA	227,165
OSG - Lummi Tribe	Tribe	162	WA	350,555
OSG - Makah Indian Tribe	Tribe	163	WA	458,863
OSG - Manzanita Band of Mission Indians	Tribe	Counted w/ other	CA	568
OSG - Metlakatla Indian Community	Tribe	164	AK	768,862
OSG - Miami Tribe of Oklahoma	Tribe	Counted w/ other	OK	147,092
OSG - Mille Lacs Band of Chippewa Indian	Tribe	165	MN	53,686
OSG - Muscogee (Creek) Nation, Oklahoma	Tribe	166	OK	630,055
OSG - Nisqually Indian Community Council	Tribe	167	WA	629,818
OSG - Ohkay Owingeh (formerly Pueblo of San Juan)	Tribe	168	NM	608,365
OSG - Oneida Tribe of Indians of Wisconsin	Tribe	169	WI	99,052
OSG - Osage Nation, Oklahoma	Tribe	170	OK	467,323
OSG - Port Gamble Indian Community	Tribe	171	WA	240,141
OSG - Pueblo of Jemez	Tribe	172	NM	529,604
OSG - Pueblo of Santa Clara	Tribe	173	NM	277,754
OSG - Pueblo of Taos	Tribe	174	NM	716,886
OSG - Quapaw Tribe of Indians	Tribe	175	OK	102,939
OSG - Quinault Tribe	Tribe	176	WA	684,193
OSG - Red Lake Band of Chippewa Indians	Tribe	177	MN	2,377,580
OSG - Sac & Fox Nation of Oklahoma	Tribe	178	OK	588,146
OSG - Salt River Pima-Maricopa Indian Community	Tribe	179	AZ	2,893,953
OSG - Sault Ste Marie Tribe of Chippewa	Tribe	180	MI	450,477
OSG - Shoalwater Bay Tribe	Tribe	181	WA	171,658
OSG - Skokomish Indian Tribe	Tribe	182	WA	127,728
OSG - Squaxin Island Tribal Council	Tribe	183	WA	239,670
OSG - Suquamish Indian Tribe	Tribe	184	WA	454,759
OSG - Swinomish Indian Tribal Community	Tribe	185	WA	298,552
OSG - Tulalip Tribes of Tulalip Reservation	Tribe	186	WA	239,281
OSG - Wampanoag Tribe of Gay Head (Aquinnah)	Tribe	Counted w/ other	MA	132,861
OSG - Washoe Tribe of Nevada and California	Tribe	187	NV	277,916
OSG - White Earth Reservation Business Community	Tribe	188	MN	231,224

Base Public Safety and Justice Funding

Bureau Location / Tribe	Program Operation	LE Program Count	State	FY 2018 Base Funding
<i>Criminal Investigations & Police Services:</i>				
OSG - Wyandotte Nation	Tribe	189	OK	76,214
OSG - Ysleta Del Sur Pueblo	Tribe	190	TX	485,794
OSG - Yurok Tribe	Tribe	191	CA	417,457
<i>Total - Criminal Invest. & Police Services</i>				211,632,000

Base Public Safety and Justice Funding

Bureau Location / Tribe	Program Operation	State	FY 2018 Base Funding
<i>Detention / Corrections:</i>			
Headquarters			
HQ - National Oversight - Corrections Program	Bureau	National	1,450,323
HQ - Nationwide Contract Bed Space	Bureau	National	6,866,513
District 1			
D1 - District 1 Corrections - OJS	Bureau	SD	334,413
D1 - Ft. Totten Detention	Bureau	ND	1,272,615
D1 - Lower Brule Detention	Bureau	SD	2,367,768
D1 - Standing Rock Detention	Bureau	ND	2,275,912
D1 - Turtle Mountain Detention	Bureau	ND	1,323,178
D1 - Winnebago Detention	Bureau	NE	401,591
D1 - Yankton Detention	Bureau	SD	2,211,289
D1 - Cheyenne River Sioux Tribe	Tribe	SD	1,340,360
D1 - Oglala Sioux Tribe of Pine Ridge	Tribe	SD	6,353,199
D1 - Omaha Tribe of Nebraska	Tribe	NE	662,046
D1 - Rosebud Sioux Tribe	Tribe	SD	3,613,117
D1 - Sisseton Wahpeton Sioux Tribe	Tribe	SD	215,162
D1 - Three Affiliated Tribes of Ft Berthold	Tribe	ND	2,779,830
District 2			
D2 - District 2 Corrections - OJS	Bureau	OK	149,439
District 3			
D3 - District 3 Corrections - OJS	Bureau	AZ	237,527
D3 - Eastern Nevada Detention	Bureau	NV	1,499,729
D3 - Hopi Detention	Bureau	AZ	2,184,377
D3 - Uintah & Ouray Detention	Bureau	UT	1,162,814
D3 - Colorado River Indian Tribes	Tribe	AZ	1,517,773
D3 - Fort Mojave Indian Tribe	Tribe	AZ	140,084
D3 - Hualapai Tribe	Tribe	AZ	4,155,776
D3 - San Carlos Apache Tribe	Tribe	AZ	3,007,251
D3 - Tohono O'odham Nation of Arizona	Tribe	AZ	3,802,052
D3 - White Mountain Apache Tribe	Tribe	AZ	2,117,405
District 4			
D4 - District 4 Corrections - OJS	Bureau	NM	458,587
D4 - Ute Mountain Detention	Bureau	CO	2,855,950
D4 - Navajo Nation	Tribe	AZ	8,846,112
D4 - Pueblo of Acoma	Tribe	NM	29,190
D4 - Pueblo of Laguna	Tribe	NM	376,346
D4 - Ramah Navajo Chapter	Tribe	NM	1,042,927

Base Public Safety and Justice Funding

Bureau Location / Tribe	Program Operation	State	FY 2018 Base Funding
<i>Detention / Corrections:</i>			
D4 - Zuni Tribe	Tribe	NM	1,071,791
District 5			
D5 - District 5 Corrections - OJS	Bureau	MT	78,040
D5 - Blackfeet Detention	Bureau	MT	1,694,393
D5 - Crow Detention	Bureau	MT	1,631,321
D5 - Ft. Belknap Detention	Bureau	MT	398,702
D5 - Northern Cheyenne Detention	Bureau	MT	3,480,875
D5 - Wind River Detention	Bureau	WY	1,286,904
D5 - Assinboine and Sioux Tribe Fort Peck	Tribe	MT	3,374,857
D5 - Ft. Belknap Community Council	Tribe	MT	0
District 6			
D6 – Eastern Band of Cherokee Indians	Tribe	NC	774,171
D6 – Mississippi Band of Choctaw Indians	Tribe	MS	2,585,881
District 7			
D7 - District 7 Corrections - OJS	Bureau	MN	158,690
D7 - Menominee Indian Tribe of Wisconsin	Tribe	WI	434,788
D7 - Saginaw Chippewa Indian Tribe	Tribe	MI	46,706
District 8			
D8 - District 8 Corrections - OJS	Bureau	OR	155,240
D8 - Spokane Detention	Bureau	WA	565,959
D8 - Chehalis Business Council	Tribe	WA	618,804
D8 - Confederated Tribes of Colville	Tribe	WA	2,614,670
D8 - Confederated Tribes of Warm Springs	Tribe	OR	380,331
D8 - Puyallup Tribal Council	Tribe	WA	722,170
D8 - Shoshone Bannock	Tribe	ID	4,301,420
D8 - Yakama Tribal Council	Tribe	WA	2,035,065
Self-Governance Tribes			
OSG - Chippewa-Cree Tribe	Tribe	MT	706,248
OSG - Confederated Salish and Kootenai Tribes	Tribe	MT	39,178
OSG - Gila River Indian Community	Tribe	AZ	492,517
OSG - Makah Indian Tribe	Tribe	WA	5,597
OSG - Metlakatla Indian Community	Tribe	AK	11,193
OSG - Nisqually Indian Community Council	Tribe	WA	425,645
OSG - Pueblo of Taos	Tribe	NM	27,809
OSG - Quinault Tribe	Tribe	WA	33,581
OSG - Red Lake Band of Chippewa Indians	Tribe	MN	1,546,017
OSG - Sac & Fox Nation of Oklahoma	Tribe	OK	248,190
OSG - Salt River Pima-Maricopa Indian Com.	Tribe	AZ	402,969

Base Public Safety and Justice Funding

Bureau Location / Tribe	Program Operation	State	FY 2018 Base Funding
<i>Detention / Corrections:</i>			
OSG - Sault Ste. Marie Tribe Band of Chippewa	Tribe	MI	1,055,623
<i>Total - Detention / Corrections</i>			100,456,000

Employee Count

**Department of the Interior
Bureau of Indian Affairs**

Employee Count by Grade (Total Employment)			
Pay Plan Level	FY 18 Actual	FY 19 CR Estimate	FY 20 ^{2/} Estimate
Executive Schedule			
EX – I to V	0	0	0
Subtotal	0	0	0
Senior Executive Service			
ES - 00	18	18	11
Subtotal	18	18	11
General Schedule			
GS/GM – 15	77	78	68
GS/GM – 14	212	213	185
GS/GM – 13	392	393	342
GS – 12	596	596	519
GS – 11	580	580	505
GS – 10	14	14	12
GS – 9	394	394	343
GS – 8	116	116	101
GS – 7	394	394	343
GS – 6	223	223	194
GS – 5	378	378	329
GS – 4	140	140	122
GS – 3	48	48	42
GS – 2	14	14	12
GS – 1	3	3	3
Subtotal	3,581	3,584	3,120
Education Pay Schedule System			
CE/CY – 17 to 24	71	71	0
CE/CY – 9 to 15	820	821	0
CE/CY – 1 to 8	2,034	2,037	0
Subtotal	2,925	2,929	0
Other Pay Schedule Systems			
AD, BB, BS, GL, WB, WG, WL & WS	803	804	730
Subtotal	803	804	730
^{1/}TOTAL Employment at end of FY			
	7,327	7,335	3,861

^{1/}The above table provides the number of employees at the end of the FY 2018, with 2019-2020 being an estimated projection.

^{2/}The FY 2020 budget proposes to establish the Bureau of Indian Education as an independent bureau with a separate budget structure, and employee estimates are found in the Bureau of Indian Education congressional justification.

Tribal Priority Allocations by Location

TPA - BASE FUNDING
(Dollars in Thousands)

GREAT PLAINS REGION	GREAT PLAINS TOTAL	GREAT PLAINS FIELD OPS	FLANDREAU SANTEE SIOUX TRIBE	CHEYENNE RIVER AGENCY	CHEYENNE RIVER SIOUX TRIBE	FORT BERTHOLD AGENCY	THREE AFFILIATED TRIBES	FORT TOTTEN AGENCY	SPIRIT LAKE SIOUX TRIBE	PINE RIDGE AGENCY	OGLALA SIOUX TRIBE	ROSEBUD AGENCY
PROGRAM TITLE												
OPERATION OF INDIAN PROGRAMS												
BUREAU OF INDIAN AFFAIRS												
TRIBAL GOVERNMENT												
Aid to Tribal Government (TPA)	1,272.927				3.260		34.877		37.481		423.805	
Consolidated Tribal Gov't Program (TPA)	13,256.072		316.947		2,406.602		2,337.746					
Road Maintenance (TPA)	5.198						4.183		0.327			
Total, Tribal Government	14,534.197	0.000	316.947	0.000	2,409.862	0.000	2,376.806	0.000	37.808	0.000	423.805	0.000
HUMAN SERVICES												
Social Services (TPA)	4,894.190	174.154	0.121	486.002	73.000		102.453	312.978	74.336	505.833	361.830	238.477
Indian Child Welfare Act (TPA)	868.015				1.364				76.090		130.596	
Housing Program (TPA)	55.676						0.048		14.849		38.945	
Total, Human Services	5,817.881	174.154	0.121	486.002	74.364	0.000	102.501	312.978	165.275	505.833	531.371	238.477
TRUST - NATURAL RESOURCES MANAGEMENT												
Natural Resources (TPA)	229.819	9.603							3.757		127.936	
Agriculture Program (TPA)	3,074.954	0.445		629.738		253.017		93.782		484.933	13.421	468.135
Forestry Program (TPA)	143.581									17.786		0.028
Water Resources Program (TPA)	563.133						2.197				102.795	
Wildlife & Parks Program (TPA)	885.768				4.658		2.085		60.485		250.428	
Total, Trust-Natural Resources Management	4,897.255	10.048	0.000	629.738	4.658	253.017	4.282	93.782	64.242	502.719	494.580	468.163
TRUST - REAL ESTATE SERVICES												
Trust Services (TPA)	1,090.413	194.843		192.875						114.292		0.017
Probate (TPA)	2,506.304	380.207		116.171						286.624		325.511
RES Program (TPA)	6,904.427	1,409.898	0.100	480.457		223.538	445.179			348.188		631.571
EO Program (TPA)	103.689	103.689										
Total, Trust-Real Estate Services	10,604.833	2,088.637	0.100	789.503	0.000	668.717	0.000	420.603	0.000	1,098.609	0.000	957.099
PUBLIC SAFETY & JUSTICE												
Tribal Courts (TPA)	5,567.547	179.298	0.159		12.013				235.547		1,509.848	
Fire Protection (TPA)	100.765						23.261		46.917			
Total, Public Safety & Justice	5,668.312	179.298	0.159	0.000	12.013	0.000	23.261	0.000	282.464	0.000	1,509.848	0.000
COMMUNITY & ECONOMIC DEVELOPMENT												
Job Placement & Training (TPA)	1,531.244								1.764		378.277	
Economic Development (TPA)	351.768										136.835	
Minerals & Mining Program (TPA)	37.181					37.181						
Total, Community & Economic Development	1,920.193	0.000	0.000	0.000	0.000	37.181	0.000	0.000	1.764	0.000	515.112	0.000
EXECUTIVE DIRECTION & ADMINISTRATIVE SERVICES												
Executive Direction (TPA)	3,304.646	20.054		206.361		142.206		220.894		335.648		837.958
Administrative Services (TPA)	2,009.962	37.303		142.710		141.348		58.602		278.091		2.214
Total, Executive Direction & Administrative Svcs	5,314.608	57.357	0.000	349.071	0.000	283.554	0.000	279.496	0.000	613.739	0.000	840.172
TOTAL, BUREAU OF INDIAN AFFAIRS	48,757.279	2,509.494	317.327	2,254.314	2,500.897	1,242.469	2,506.850	1,106.859	551.553	2,720.900	3,474.716	2,503.911
BUREAU OF INDIAN EDUCATION												
Johnson-O'Malley Assistance Grants (TPA)	1,427.747		35.843		26.886		62.334		82.556		478.547	
Tribal Colleges & Universities Supplements (TPA)	714.123						74.436				352.623	
Scholarships & Adult Education (TPA)	4,663.569		0.004		2.803		45.096		0.818		1,243.950	
TOTAL, BUREAU OF INDIAN EDUCATION	6,805.439	0.000	35.847	0.000	29.689	0.000	181.866	0.000	83.374	0.000	2,075.120	0.000
TOTAL, DIRECT APPROPRIATED FUNDS	55,562.718	2,509.494	353.174	2,254.314	2,530.586	1,242.469	2,688.716	1,106.859	634.927	2,720.900	5,549.836	2,503.911

TPA - BASE FUNDING
(Dollars in Thousands)

GREAT PLAINS REGION	ROSEBUD SIOUX TRIBE	YANKTON AGENCY	YANKTON SIOUX TRIBE	PONCA TRIBE OF NEBRASKA	PONCA FIELD STATION	SISSETON AGENCY	SISSETON- WAHPETON OYATE	STANDING ROCK AGENCY	STANDING ROCK SIOUX TRIBE	TURTLE MOUNTAIN AGENCY	TURTLE MOUNTAIN CHIPPEWA	TRENTON	WINNEBAGO AGENCY
PROGRAM TITLE													
OPERATION OF INDIAN PROGRAMS													
BUREAU OF INDIAN AFFAIRS													
TRIBAL GOVERNMENT													
Aid to Tribal Government (TPA)			44.425					68.486	172.806	263.402		39.885	
Consolidated Tribal Gov't Program (TPA)	1,784.415			1,085.456			682.664		2,697.484				
Road Maintenance (TPA)	0.001												
Total, Tribal Government	1,784.416	0.000	44.425	1,085.456	0.000	0.000	682.664	68.486	2,870.290	263.402	0.000	39.885	0.000
HUMAN SERVICES													
Social Services (TPA)	322.263	319.517				138.228	181.014	308.323		300.683	345.886		
Indian Child Welfare Act (TPA)	92.464		62.169				62.015				100.276		
Housing Program (TPA)	0.291								0.145		1.302	0.096	
Total, Human Services	415.018	319.517	62.169	0.000	0.000	138.228	243.029	308.323	0.145	300.683	447.464	0.096	0.000
TRUST - NATURAL RESOURCES MANAGEMENT													
Natural Resources (TPA)			0.244										180.378
Agriculture Program (TPA)		54.157	0.529				134.456		309.927	64.975			66.567
Forestry Program (TPA)											59.200		
Water Resources Program (TPA)									458.141				
Wildlife & Parks Program (TPA)			54.657						275.753		4.256	50.387	
Total, Trust-Natural Resources Management	0.000	54.157	55.430	0.000	0.000	0.000	134.456	0.000	1,043.821	64.975	63.456	50.387	246.945
TRUST - REAL ESTATE SERVICES													
Trust Services (TPA)						123.672		124.631		98.290			121.426
Probate (TPA)		123.872				114.596		209.806		286.156			212.880
RES Program (TPA)		123.986	1.456		80.609	423.022		613.825	3.371	475.073	79.709		411.909
EO Program (TPA)													
Total, Trust-Real Estate Services	0.000	247.858	1.456	0.000	80.609	661.290	0.000	948.262	3.371	859.519	79.709	0.000	746.215
PUBLIC SAFETY & JUSTICE													
Tribal Courts (TPA)	1,029.028		122.399	55.244					1,006.856	76.528	493.900		
Fire Protection (TPA)											29.848		
Total, Public Safety & Justice	1,029.028	0.000	122.399	55.244	0.000	0.000	0.000	0.000	1,006.856	76.528	523.748	0.000	0.000
COMMUNITY & ECONOMIC DEVELOPMENT													
Job Placement & Training (TPA)	190.931		107.730						184.059	399.395	28.206	75.378	
Economic Development (TPA)				121.397					0.567				
Minerals & Mining Program (TPA)													
Total, Community & Economic Development	190.931	0.000	107.730	121.397	0.000	0.000	0.000	0.000	184.626	399.395	28.206	75.378	0.000
EXECUTIVE DIRECTION & ADMINISTRATIVE SERVICES													
Executive Direction (TPA)		363.512			19.901	182.684		183.539		176.050			284.850
Administrative Services (TPA)		100.795				147.098		190.524		208.271			292.349
Total, Executive Direction & Administrative Svcs	0.000	464.307	0.000	0.000	19.901	329.782	0.000	374.063	0.000	384.321	0.000	0.000	577.199
TOTAL, BUREAU OF INDIAN AFFAIRS	3,419.393	1,085.839	393.609	1,262.097	100.510	1,129.300	1,060.149	1,699.134	5,109.109	2,348.823	1,142.583	165.746	1,570.359
BUREAU OF INDIAN EDUCATION													
Johnson-O'Malley Assistance Grants (TPA)	227.234		5.526	5.056			83.309		127.646		98.073	13.122	
Tribal Colleges & Universities Supplements (TPA)	194.174										92.890		
Scholarships & Adult Education (TPA)	899.953		253.039				318.988		32.682		1,519.549		
TOTAL, BUREAU OF INDIAN EDUCATION	1,321.361	0.000	258.565	5.056	0.000	0.000	402.297	0.000	160.328	0.000	1,710.512	13.122	0.000
TOTAL, DIRECT APPROPRIATED FUNDS	4,740.754	1,085.839	652.174	1,267.153	100.510	1,129.300	1,462.446	1,699.134	5,269.437	2,348.823	2,853.095	178.868	1,570.359

TPA - BASE FUNDING
(Dollars in Thousands)

GREAT PLAINS REGION	OMAHA TRIBE OF NEBRASKA	SANTEE SIOUX NATION	WINNEBAGO TRIBE	CROW CREEK AGENCY	CROW CREEK TRIBE	LOWER BRULE AGENCY	LOWER BRULE SIOUX TRIBE
PROGRAM TITLE							
OPERATION OF INDIAN PROGRAMS							
BUREAU OF INDIAN AFFAIRS							
TRIBAL GOVERNMENT							
Aid to Tribal Government (TPA)		182.254					2.246
Consolidated Tribal Gov't Program (TPA)	1,098.766		845.992				
Road Maintenance (TPA)	0.687						
Total, Tribal Government	1,099.453	182.254	845.992	0.000	0.000	0.000	2.246
HUMAN SERVICES							
Social Services (TPA)		92.141	67.713	310.939			178.299
Indian Child Welfare Act (TPA)	63.023	116.757	51.980		67.024		44.257
Housing Program (TPA)			0.000				
Total, Human Services	63.023	208.898	119.693	310.939	67.024	0.000	222.556
TRUST - NATURAL RESOURCES MANAGEMENT							
Natural Resources (TPA)		4.703			83.576		
Agriculture Program (TPA)		19.259		186.090		181.712	
Forestry Program (TPA)							
Water Resources Program (TPA)							
Wildlife & Parks Program (TPA)		49.440					133.619
Total, Trust-Natural Resources Management	0.000	73.402	0.000	186.090	83.576	181.712	133.619
TRUST - REAL ESTATE SERVICES							
Trust Services (TPA)		0.669				119.657	0.041
Probate (TPA)				96.371		58.157	
RES Program (TPA)		34.647		358.701		285.033	
EO Program (TPA)							
Total, Trust-Real Estate Services	0.000	35.316	0.000	455.072	0.000	462.847	0.041
PUBLIC SAFETY & JUSTICE							
Tribal Courts (TPA)		309.083			188.069		349.575
Fire Protection (TPA)		0.739					
Total, Public Safety & Justice	0.000	309.822	0.000	0.000	188.069	0.000	349.575
COMMUNITY & ECONOMIC DEVELOPMENT							
Job Placement & Training (TPA)		76.144			49.711		39.649
Economic Development (TPA)		92.741					0.228
Minerals & Mining Program (TPA)							
Total, Community & Economic Development	0.000	168.885	0.000	0.000	49.711	0.000	39.877
EXECUTIVE DIRECTION & ADMINISTRATIVE SERVICES							
Executive Direction (TPA)				173.835		157.154	
Administrative Services (TPA)				277.001		133.656	
Total, Executive Direction & Administrative Svcs	0.000	0.000	0.000	450.836	0.000	290.810	0.000
TOTAL, BUREAU OF INDIAN AFFAIRS	1,162.476	978.577	965.685	1,402.937	388.380	935.369	747.914
BUREAU OF INDIAN EDUCATION							
Johnson-O'Malley Assistance Grants (TPA)	91.352	15.312	29.396		40.801		4.754
Tribal Colleges & Universities Supplements (TPA)							
Scholarships & Adult Education (TPA)		142.466			117.347		86.874
TOTAL, BUREAU OF INDIAN EDUCATION	91.352	157.778	29.396	0.000	158.148	0.000	91.628
TOTAL, DIRECT APPROPRIATED FUNDS	1,253.828	1,136.355	995.081	1,402.937	546.528	935.369	839.542

TPA - BASE FUNDING
(Dollars in Thousands)

SOUTHERN PLAINS REGION										
PROGRAM TITLE	SOUTHERN PLAINS TOTAL	SOUTHERN PLAINS FIELD OPS	ALABAMA COUSHATTA TRIBE OF TEXAS	HORTON AGENCY	IOWA TRIBE OF KS & NE	KICKAPOO TRIBE OF KANSAS	PRAIRIE BAND OF POTAWATOMI	SAC & FOX TRIBE OF KS & MO	CONCHO AGENCY	CHEYENNE ARAPAHO TRIBES
TRIBAL GOVERNMENT										
Aid to Tribal Government (TPA)	1,193.422	144.973		129.960						64.228
Consolidated Tribal Gov't Program (TPA)	2,361.016		782.383		188.881	462.323	538.265	155.520		
Road Maintenance (TPA)	3.666				1.609	0.984	0.984			
Total, Tribal Government	3,558.104	144.973	782.383	129.960	190.490	463.307	539.249	155.520	0.000	64.228
HUMAN SERVICES										
Social Services (TPA)	1,900.078	273.273			6.577	16.028	16.068	1.323		598.959
Indian Child Welfare Act (TPA)	818.272	0.774	30.735		25.847	45.722	48.007	20.142		118.380
Housing Program (TPA)	0.526									
Human Services Tribal Design (TPA)	71.543									
Total, Human Services	2,790.419	274.047	30.735	0.000	32.424	61.750	64.075	21.465	0.000	717.339
TRUST - NATURAL RESOURCES MANAGEMENT										
Agriculture Program (TPA)	1,442.626	99.190		90.526					270.206	
Total, Trust-Natural Resources Management	1,442.626	99.190	0.000	90.526	0.000	0.000	0.000	0.000	270.206	0.000
TRUST - REAL ESTATE SERVICES										
Trust Services (TPA)	549.080	185.991		0.265					116.645	
Probate (TPA)	749.591	219.371		61.652					72.196	
RES Program (TPA)	2,965.149	501.776		280.052					561.716	
EQ Program (TPA)	55.245	55.245								
Total, Trust-Real Estate Services	4,319.065	962.383	0.000	341.969	0.000	0.000	0.000	0.000	750.557	0.000
PUBLIC SAFETY & JUSTICE										
Tribal Courts (TPA)	600.492	365.449								133.972
Fire Protection (TPA)	3.474									
Total, Public Safety & Justice	603.966	365.449	0.000	0.000	0.000	0.000	0.000	0.000	0.000	133.972
COMMUNITY & ECONOMIC DEVELOPMENT										
Job Placement & Training (TPA)	715.926									175.360
Economic Development (TPA)	10.276									
Minerals & Mining Program (TPA)	77.280	76.801		0.479						
Total, Community & Economic Development	803.482	76.801	0.000	0.479	0.000	0.000	0.000	0.000	0.000	175.360
EXECUTIVE DIRECTION & ADMINISTRATIVE SERVICES										
Executive Direction (TPA)	765.950	268.691		102.358					80.948	
Administrative Services (TPA)	559.302	47.047		64.795					111.511	
Total, Executive Direction & Administrative Svcs	1,325.252	315.738	0.000	167.153	0.000	0.000	0.000	0.000	192.459	0.000
TOTAL, BUREAU OF INDIAN AFFAIRS	14,842.914	2,238.581	813.118	730.087	222.914	525.057	603.324	176.985	1,213.222	1,090.899
BUREAU OF INDIAN EDUCATION										
Johnson-O'Malley Assistance Grants (TPA)	262.169		12.838		8.986		15.149			151.620
Scholarships & Adult Education (TPA)	3,246.902									513.077
TOTAL, BUREAU OF INDIAN EDUCATION	3,509.071	0.000	12.838	0.000	8.986	0.000	15.149	0.000	0.000	664.697
TOTAL, DIRECT APPROPRIATED FUNDS	18,351.985	2,238.581	825.956	730.087	231.900	525.057	618.473	176.985	1,213.222	1,755.596

TPA - BASE FUNDING
(Dollars in Thousands)

SOUTHERN PLAINS REGION										
PROGRAM TITLE	ANADARKO AGENCY	WICHITA & AFFILIATED TRIBES	CADDO TRIBE	COMANCHE TRIBE	APACHE TRIBE OF OKLAHOMA	KIOWA TRIBE	PAWNEE AGENCY	OTOE- MISSOURIA TRIBE	PAWNEE TRIBE	TONKAWA TRIBE
TRIBAL GOVERNMENT										
Aid to Tribal Government (TPA)	79.520	3.904	93.139	29.548				92.067	131.810	0.000
Consolidated Tribal Gov't Program (TPA)										233.644
Road Maintenance (TPA)								0.089		
Total, Tribal Government	79.520	3.904	93.139	29.548	0.000	0.000	0.000	92.156	131.810	233.644
HUMAN SERVICES										
Social Services (TPA)	92.957	24.052	19.903	153.150	26.689	312.206	134.233	14.302		
Indian Child Welfare Act (TPA)		46.491	46.824	78.084	44.059	104.584		47.392	48.863	34.835
Housing Program (TPA)				0.328		0.198				
Human Services Tribal Design (TPA)		70.962	0.581							
Total, Human Services	92.957	141.505	67.308	231.562	70.748	416.988	134.233	61.694	48.863	34.835
TRUST - NATURAL RESOURCES MANAGEMENT										
Agriculture Program (TPA)	826.086						101.671			
Total, Trust-Natural Resources Management	826.086	0.000	0.000	0.000	0.000	0.000	101.671	0.000	0.000	0.000
TRUST - REAL ESTATE SERVICES										
Trust Services (TPA)	131.044						114.780			
Probate (TPA)	207.059						123.142			
RES Program (TPA)	1,002.065						462.768			
EQ Program (TPA)										
Total, Trust-Real Estate Services	1,340.168	0.000	0.000	0.000	0.000	0.000	700.690	0.000	0.000	0.000
PUBLIC SAFETY & JUSTICE										
Tribal Courts (TPA)									46.470	34.157
Fire Protection (TPA)										
Total, Public Safety & Justice	0.000	0.000	0.000	0.000	0.000	0.000	0.000	0.000	46.470	34.157
COMMUNITY & ECONOMIC DEVELOPMENT										
Job Placement & Training (TPA)	102.712	21.004	25.324	139.709	46.251	175.461		19.202		
Economic Development (TPA)								10.276		
Minerals & Mining Program (TPA)										
Total, Community & Economic Development	102.712	21.004	25.324	139.709	46.251	175.461	0.000	29.478	0.000	0.000
EXECUTIVE DIRECTION & ADMINISTRATIVE SERVICES										
Executive Direction (TPA)	158.896						155.057			
Administrative Services (TPA)	185.644						150.305			
Total, Executive Direction & Administrative Svcs	344.540	0.000	0.000	0.000	0.000	0.000	305.362	0.000	0.000	0.000
TOTAL, BUREAU OF INDIAN AFFAIRS	2,785.983	166.413	185.771	400.819	116.999	592.449	1,241.956	183.328	227.143	302.636
BUREAU OF INDIAN EDUCATION										
Johnson-O'Malley Assistance Grants (TPA)		13.620				6.476		22.086	23.390	
Scholarships & Adult Education (TPA)	205.248	186.282	320.831	817.583	204.414	788.943		141.836	7.995	
TOTAL, BUREAU OF INDIAN EDUCATION	205.248	199.902	320.831	817.583	204.414	795.419	0.000	163.922	31.385	0.000
TOTAL, DIRECT APPROPRIATED FUNDS	2,991.231	366.315	506.602	1,218.402	321.413	1,387.868	1,241.956	347.250	258.528	302.636

TPA - BASE FUNDING
(Dollars in Thousands)

SOUTHERN PLAINS REGION			
PROGRAM TITLE	SHAWNEE AGENCY	IOWA TRIBE OF OKLAHOMA	KICKAPOO TRIBE OF TEXAS
TRIBAL GOVERNMENT			
Aid to Tribal Government (TPA)		82.644	341.629
Consolidated Tribal Gov't Program (TPA)			
Road Maintenance (TPA)			
Total, Tribal Government	0.000	82.644	341.629
HUMAN SERVICES			
Social Services (TPA)		127.004	83.354
Indian Child Welfare Act (TPA)		29.916	47.617
Housing Program (TPA)			
Human Services Tribal Design (TPA)			
Total, Human Services	0.000	156.920	130.971
TRUST - NATURAL RESOURCES MANAGEMENT			
Agriculture Program (TPA)	49.223	5.724	
Total, Trust-Natural Resources Management	49.223	5.724	0.000
TRUST - REAL ESTATE SERVICES			
Trust Services (TPA)		0.355	
Probate (TPA)	65.898	0.273	
RES Program (TPA)	136.724	20.048	
EQ Program (TPA)			
Total, Trust-Real Estate Services	202.622	20.676	0.000
PUBLIC SAFETY & JUSTICE			
Tribal Courts (TPA)		20.444	
Fire Protection (TPA)		3.474	
Total, Public Safety & Justice	0.000	23.918	0.000
COMMUNITY & ECONOMIC DEVELOPMENT			
Job Placement & Training (TPA)		10.903	
Economic Development (TPA)			
Minerals & Mining Program (TPA)			
Total, Community & Economic Development	0.000	10.903	0.000
EXECUTIVE DIRECTION & ADMINISTRATIVE SERVICES			
Executive Direction (TPA)			
Administrative Services (TPA)			
Total, Executive Direction & Administrative Svcs	0.000	0.000	0.000
TOTAL, BUREAU OF INDIAN AFFAIRS	251.845	300.785	472.600
BUREAU OF INDIAN EDUCATION			
Johnson-O'Malley Assistance Grants (TPA)		8.004	
Scholarships & Adult Education (TPA)		60.693	
TOTAL, BUREAU OF INDIAN EDUCATION	0.000	68.697	0.000
TOTAL, DIRECT APPROPRIATED FUNDS	251.845	369.482	472.600

TPA - BASE FUNDING
(Dollars in Thousands)

ROCKY MOUNTAIN REGION											
PROGRAM TITLE	ROCKY MOUNTAIN TOTAL	ROCKY MOUNTAIN FIELD OPS	BLACKFEET AGENCY	BLACKFEET TRIBE	CROW AGENCY	CROW TRIBE	FORT BELKNAP AGENCY	FORT BELKNAP TRIBE	FORT PECK AGENCY	ASSINIBOINE & SIOUX TRIBE	NORTHERN CHEYENNE AGENCY
TRIBAL GOVERNMENT											
Aid to Tribal Government (TPA)	1,174.170				96.391	78.826		787.162		9.868	
Total, Tribal Government	1,174.170	0.000	0.000	0.000	96.391	78.826	0.000	787.162	0.000	9.868	0.000
HUMAN SERVICES											
Social Services (TPA)	4,404.219	445.360		560.743	595.927	73.000		380.392	584.844	246.339	416.732
Indian Child Welfare Act (TPA)	492.759			78.066		79.973		67.779		69.781	
Housing Program (TPA)	220.692			50.199		111.009				19.465	
Human Services Tribal Design (TPA)	45.681			28.031				15.880		0.125	
Total, Human Services	5,163.351	445.360	0.000	717.039	595.927	263.982	0.000	464.051	584.844	335.710	416.732
TRUST - NATURAL RESOURCES MANAGEMENT											
Natural Resources (TPA)	170.273									123.495	
Agriculture Program (TPA)	2,595.741	295.440	298.528	97.400	595.825		348.339	56.748		203.209	248.489
Forestry Program (TPA)	1,440.026	131.594		230.942	381.808		110.819				469.607
Water Resources Program (TPA)	795.190			182.523	295.372			0.473		116.195	
Wildlife & Parks Program (TPA)	169.623	87.880						0.962		6.839	
Total, Trust-Natural Resources Management	5,170.853	697.437	298.528	623.714	977.633	0.000	459.158	58.183	0.000	449.738	718.096
TRUST - REAL ESTATE SERVICES											
Rights Protection (TPA)	113.845	113.845									
Trust Services (TPA)	1,105.721	111.459	190.542		202.667		112.991	42.918	172.795		102.800
Probate (TPA)	1,238.757	178.213	145.483		195.931		132.535		231.075		111.404
RES Program (TPA)	5,399.043	98.686	866.223		1,274.646		681.084		1,121.846		326.026
EQ Program (TPA)	242.927	242.927									
Total, Trust-Real Estate Services	8,100.293	745.130	1,202.248	0.000	1,673.244	0.000	926.610	42.918	1,525.716	0.000	540.230
PUBLIC SAFETY & JUSTICE											
Tribal Courts (TPA)	4,509.764			875.514		396.302		374.420		515.438	
Fire Protection (TPA)	163.700			22.668				64.566			
Total, Public Safety & Justice	4,673.464	0.000	0.000	898.182	0.000	396.302	0.000	438.986	0.000	515.438	0.000
COMMUNITY & ECONOMIC DEVELOPMENT											
Job Placement & Training (TPA)	743.928			104.979		220.087		0.361		261.604	
Economic Development (TPA)	339.293			97.270				242.023			
Total, Community & Economic Development	1,083.221	0.000	0.000	202.249	0.000	220.087	0.000	242.384	0.000	261.604	0.000
EXECUTIVE DIRECTION & ADMINISTRATIVE SERVICES											
Executive Direction (TPA)	1,095.357		137.785		186.835		126.138		158.872		187.047
Administrative Services (TPA)	1,399.714	11.276	277.648		313.549		185.557		277.228		147.546
Total, Executive Direction & Administrative Svcs	2,495.071	11.276	415.433	0.000	500.384	0.000	311.695	0.000	436.100	0.000	334.593
TOTAL, BUREAU OF INDIAN AFFAIRS	27,860.423	1,899.203	1,916.209	2,441.184	3,843.579	959.197	1,697.463	2,033.684	2,546.660	1,572.358	2,009.651
BUREAU OF INDIAN EDUCATION											
Johnson-O'Malley Assistance Grants (TPA)	786.903			183.750		135.241		68.416		141.872	
Tribal Colleges & Universities Supplements (TPA)	359.126										
Scholarships & Adult Education (TPA)	2,428.502			575.390		442.482		2.710		413.876	
TOTAL, BUREAU OF INDIAN EDUCATION	3,574.531	0.000	0.000	759.140	0.000	577.723	0.000	71.126	0.000	555.748	0.000
TOTAL, DIRECT APPROPRIATED FUNDS	31,434.954	1,899.203	1,916.209	3,200.324	3,843.579	1,536.920	1,697.463	2,104.810	2,546.660	2,128.106	2,009.651

TPA - BASE FUNDING
(Dollars in Thousands)

ROCKY MOUNTAIN REGION						
PROGRAM TITLE	NORTHERN CHEYENNE TRIBE	WIND RIVER AGENCY	ARAPAHOE TRIBE WIND RIVER	EASTERN SHOSHONE TRIBE	ARAPAHOE/ SHOSHONE TRIBES JOINT	ROCKY BOY'S AGENCY
TRIBAL GOVERNMENT						
Aid to Tribal Government (TPA)	131.279	70.644				
Total, Tribal Government	131.279	70.644	0.000	0.000	0.000	0.000
HUMAN SERVICES						
Social Services (TPA)	400.000	0.123	326.515	202.519	71.725	100.000
Indian Child Welfare Act (TPA)	64.288		75.401	57.471		
Housing Program (TPA)	40.019					
Human Services Tribal Design (TPA)			0.526	1.119		
Total, Human Services	504.307	0.123	402.442	261.109	71.725	100.000
TRUST - NATURAL RESOURCES MANAGEMENT						
Natural Resources (TPA)	46.778					
Agriculture Program (TPA)	25.187	426.576				
Forestry Program (TPA)		115.256				
Water Resources Program (TPA)	104.145	0.228			96.254	
Wildlife & Parks Program (TPA)	47.036	0.319			26.587	
Total, Trust-Natural Resources Management	223.146	542.379	0.000	0.000	122.841	0.000
TRUST - REAL ESTATE SERVICES						
Rights Protection (TPA)						
Trust Services (TPA)		169.549				
Probate (TPA)		244.116				
RES Program (TPA)		1,030.532				
EQ Program (TPA)						
Total, Trust-Real Estate Services	0.000	1,444.197	0.000	0.000	0.000	0.000
PUBLIC SAFETY & JUSTICE						
Tribal Courts (TPA)	523.902				1,824.188	
Fire Protection (TPA)	76.466					
Total, Public Safety & Justice	600.368	0.000	0.000	0.000	1,824.188	0.000
COMMUNITY & ECONOMIC DEVELOPMENT						
Job Placement & Training (TPA)	113.611		41.993	1.293		
Economic Development (TPA)						
Total, Community & Economic Development	113.611	0.000	41.993	1.293	0.000	0.000
EXECUTIVE DIRECTION & ADMINISTRATIVE SERVICES						
Executive Direction (TPA)		214.230				84.450
Administrative Services (TPA)		186.910				
Total, Executive Direction & Administrative Svcs	0.000	401.140	0.000	0.000	0.000	84.450
TOTAL, BUREAU OF INDIAN AFFAIRS	1,572.711	2,458.483	444.435	262.402	2,018.754	184.450
BUREAU OF INDIAN EDUCATION						
Johnson-O'Malley Assistance Grants (TPA)	84.400	0.069	83.362	82.701	7.092	
Tribal Colleges & Universities Supplements (TPA)	359.126					
Scholarships & Adult Education (TPA)	520.789		263.552	209.703		
TOTAL, BUREAU OF INDIAN EDUCATION	964.315	0.069	346.914	292.404	7.092	0.000
TOTAL, DIRECT APPROPRIATED FUNDS	2,537.026	2,458.552	791.349	554.806	2,025.846	184.450

TPA - BASE FUNDING
(Dollars in Thousands)

ALASKA REGION		ALASKA	ALASKA						WEST	COPPER	
PROGRAM TITLE		TOTAL	FIELD OPS	AFOGNAK	AKHIOK	CANTWELL	CHICKALOON	CHITINA	CENTRAL	CENTER	EKLUTNA
									AGENCY	(KLUTI-KAAH)	
TRIBAL GOVERNMENT											
A0T90	Aid to Tribal Government (TPA)	5,007.738	258.534		109.120	91.576			340.087	98.736	135.824
A0T91	Consolidated Tribal Gov't Program (TPA)	7,780.917		150.802			115.591	144.073		1.572	
Total, Tribal Government		12,788.655	258.534	150.802	109.120	91.576	115.591	144.073	340.087	100.308	135.824
HUMAN SERVICES											
A0H90	Social Services (TPA)	1,305.810	795.884		1.743		0.208	0.066	272.055		
A0H92	Indian Child Welfare Act (TPA)	2,138.044	2.449	0.736	27.991	0.564	58.065	22.880	0.816	0.558	30.533
A0H93	Housing Program (TPA)	0.329									
Total, Human Services		3,444.183	798.333	0.736	29.734	0.564	58.273	22.946	272.871	0.558	30.533
TRUST - NATURAL RESOURCES MANAGEMENT											
A0N9A	Natural Resources (TPA)	197.587	40.458						7.212		
A0N9B	Agriculture Program (TPA)	122.367	70.751			0.930		3.250		4.550	
A0N9C	Forestry Program (TPA)	295.849	293.880			0.298				1.417	
A0N9D	Water Resources Program (TPA)	4.453									
A0N9E	Wildlife & Parks Program (TPA)	130.930	86.770			0.370				1.777	
Total, Trust-Natural Resources Management		751.186	491.859	0.000	0.000	1.598	0.000	3.250	7.212	7.744	0.000
TRUST - REAL ESTATE SERVICES											
A0R90	Alaskan Native Programs (TPA)	1,018.719	990.655						28.048		
A0R91	Rights Protection (TPA)	216.525	178.266			2.755				5.011	
A0R9A	Trust Services (TPA)	454.768	445.902						2.086		
A0R9B	Probate (TPA)	608.832	608.832								
A0R9C	RES Program (TPA)	1,421.573	551.548						254.469		
A0R9D	EO Program (TPA)	224.019	223.679								
Total, Trust-Real Estate Services		3,944.436	2,998.882	0.000	0.000	2.755	0.000	0.000	284.603	5.011	0.000
PUBLIC SAFETY & JUSTICE											
A0J90	Tribal Courts (TPA)	2.563									
Total, Public Safety & Justice		2.563	0.000	0.000	0.000	0.000	0.000	0.000	0.000	0.000	0.000
COMMUNITY & ECONOMIC DEVELOPMENT											
A0C90	Job Placement & Training (TPA)	429.601	8.710		6.031				187.451	18.896	
A0C91	Economic Development (TPA)	14.751	6.437								
Total, Community & Economic Development		444.352	15.147	0.000	6.031	0.000	0.000	0.000	187.451	18.896	0.000
EXECUTIVE DIRECTION & ADMINISTRATIVE SERVICES											
A0A90	Executive Direction (TPA)	432.451	302.405						0.022		
A0A91	Administrative Services (TPA)	562.010	409.162						2.313		
Total, Executive Direction & Administrative Svcs		994.461	711.567	0.000	0.000	0.000	0.000	0.000	2.335	0.000	0.000
TOTAL, BUREAU OF INDIAN AFFAIRS		22,369.836	5,274.322	151.538	144.885	96.493	173.864	170.269	1,094.559	132.517	166.357
BUREAU OF INDIAN EDUCATION											
A0E90	Johnson-O'Malley Assistance Grants (TPA)	924.226			1.675		29.144		320.498	8.566	
A0E93	Scholarships & Adult Education (TPA)	560.615			11.067				252.690	22.491	
TOTAL, BUREAU OF INDIAN EDUCATION		1,484.841	0.000	0.000	12.742	0.000	29.144	0.000	573.188	31.057	0.000
TOTAL, DIRECT APPROPRIATED FUNDS		23,854.677	5,274.322	151.538	157.627	96.493	203.008	170.269	1,667.747	163.574	166.357

TPA - BASE FUNDING
(Dollars in Thousands)

GAKONA	GULKANA	IGIUGIG	ILLIAMNA	KARLUK	KING COVE (AGDAAGUX)	KING SALMON	LARSEN BAY	MENTASTA	NAKNEK	STUYAHOK	NEWHALEN	NINILCHIK	NONDALTON	OLD HARBOR	OUZINKIE
146.831	108.758 7.051	1.779 140.819	148.813	0.768 123.233	95.283	141.929	125.745	137.152	108.051	80.528	107.851	137.336	120.988	0.902 66.091	130.150
146.831	115.809	142.598	148.813	124.001	95.283	141.929	125.745	137.152	108.051	80.528	107.851	137.336	120.988	66.993	130.150
0.396	0.016 30.764	28.143	0.032 28.532	0.170 29.799	20.167	23.622	28.745	28.755	0.017 32.659		0.043 28.736	0.013 30.419	0.034 29.150	4.527 33.199	31.430
0.396	30.780	28.143	28.564	29.969	20.167	23.622	28.745	28.755	32.676	0.000	28.779	30.432	29.184	37.726	31.430
					0.532		0.127 5.068	1.074						0.383 0.282	
0.000	0.000	0.000	0.000	0.000	0.532	0.000	5.195	1.074	0.000	0.000	0.000	0.665	0.000	0.000	0.000
	5.234		5.647		0.180				14.607						
0.000	5.234	0.000	5.647	0.000	0.180	0.000	0.000	0.000	14.607	0.000	0.000	0.000	0.000	0.000	0.000
0.000	0.000	0.000	0.000	0.000	0.000	0.000	0.000	0.000	0.000	0.000	0.000	0.000	0.000	0.000	0.000
	7.543					0.036			0.003		0.003			21.105	0.019
0.000	7.543	0.000	0.000	0.000	0.000	0.036	0.000	0.000	0.003	0.000	0.003	0.000	0.000	21.105	0.019
0.000	0.000	0.000	0.000	0.000	0.000	0.000	0.000	0.000	0.000	0.000	0.000	0.000	0.000	0.000	0.000
147.227	159.366	170.741	183.024	153.970	116.162	165.587	159.685	166.981	155.337	80.528	136.633	168.433	150.172	125.824	161.599
	3.446 8.275		1.439 0.023				3.698	2.191	7.662 37.598		4.435	5.778 0.005	6.815	9.011 39.505	3.110 0.013
0.000	11.721	0.000	1.462	0.000	0.000	0.000	3.698	2.191	45.260	0.000	4.435	5.783	6.815	48.516	3.123
147.227	171.087	170.741	184.486	153.970	116.162	165.587	163.383	169.172	200.597	80.528	141.068	174.216	156.987	174.340	164.722

TPA - BASE FUNDING
(Dollars in Thousands)

PEDRO BAY	PORT HEIDEN	PORT LYONS	OUAGAN TAYAGUNGIN	SOUTH NAKNEK	TAZLINA	TYONEK	UGASHIK	UNALASKA (OAWALANGIN)	LESNOI VILLAGE (WOODY ISLAND)	KAGUYAK VILLAGE	KODIAK TRIBAL COUNCIL	AKIACHAK	AKIAK	ANDREAFSKY	ANIAK
162.774	100.337 1.828	117.327	47.185 1.455	133.095 2.822	0.851 91.669	2.596 129.779	274.004 2.352	148.524	145.256	146.535 1.368	0.709 161.936	0.408 102.200	111.438 5.252	135.927 3.284	102.207
162.774	102.165	117.327	48.640	135.917	92.520	132.375	276.356	148.524	145.256	147.903	162.645	102.608	116.690	139.211	102.207
0.093 29.362	0.028 46.996	25.191		0.333	0.080 30.545	0.019 30.986	29.402			0.052	18.605 18.940	0.511	0.256 29.533	0.038 30.874	30.685
29.455	47.024	25.191	0.000	0.333	30.625	31.005	29.402	0.000	0.000	0.052	37.545	0.511	29.789	30.912	30.685
	0.552			3.204	1.621								4.444		6.256 1.683
0.000	0.802	0.000	0.000	3.204	1.621	0.000	0.000	0.000	0.000	0.000	0.000	0.000	4.444	0.000	7.939
1.996	2.710			31.429	4.123								1.507 35.569		5.121
1.996	2.710	0.000	0.000	31.429	4.123	0.000	0.000	0.000	0.000	0.000	0.000	37.076	0.000	0.000	5.121
0.000	0.000	0.000	0.000	0.000	0.000	0.000	0.000	0.000	0.000	0.000	0.000	0.601	0.000	0.026	0.029
0.000	0.000	0.000	0.000	0.000	0.000	0.000	0.000	0.000	0.000	0.000	0.000	0.601	0.000	0.026	0.029
0.002		12.675	33.653		7.279	0.026									
0.002	0.000	12.675	33.653	0.000	7.279	0.026	0.000	0.000	0.000	0.000	0.000	0.000	0.000	0.000	0.000
0.000	0.000	0.000	0.000	0.000	0.000	0.000	0.000	0.000	0.000	0.000	0.000	0.000	0.000	0.000	0.000
194.227	152.701	155.193	82.293	170.883	136.168	163.406	305.758	148.524	145.256	147.955	200.190	140.796	150.923	170.149	145.981
0.002		4.304 23.193	27.345		3.293 7.564	0.009		7.006			29.137	0.014			25.448 0.036
0.002	0.000	27.497	27.345	0.000	10.857	0.009	0.000	7.006	0.000	0.000	29.137	0.014	0.000	0.000	25.484
194.229	152.701	182.690	109.638	170.883	147.025	163.415	305.758	155.530	145.256	147.955	229.327	140.810	150.923	170.149	171.465

TPA - BASE FUNDING
(Dollars in Thousands)

ATMAUTLUAK	BILL MOORE'S SLOUGH	CHEFORNAK	CHULOONAWICK	CROOKED CREEK	EEK	EMMONAK	GEORGETOWN	KASIGLUK	KWETHLUK IRA COUNCIL	KWIGILLINGUK	LIME VILLAGE	MARSHALL	MEKORYUK
1.618		49.455	0.620	193.142	86.553	0.110	174.947			0.517	122.988	118.673	123.779
112.584	0.143	19.480	167.994	7.348	21.181	133.921	2.505	114.288	101.679	101.459	2.397	5.069	3.548
114.202	0.143	68.935	168.614	200.490	107.734	134.031	177.452	114.288	101.679	101.976	125.385	123.742	127.327
0.145						0.011		0.025	0.642	0.068	1.439		0.036
28.487	30.362	29.338		28.205		42.263	0.269	28.144	45.437	33.660	28.939		32.738
28.632	30.362	29.338	0.000	28.205	0.000	42.340	0.269	28.169	46.079	33.728	30.378	0.000	32.774
				1.513		13.766				0.012		4.096	3.657
				0.445		2.839				0.003		1.086	0.894
0.000	0.000	0.000	0.000	1.958	0.000	16.605	0.000	0.000	0.000	0.015	0.000	5.182	4.551
									0.343				
			5.571	3.806		27.251	1.890	7.148	28.970		2.464	16.033	0.372
0.000	0.000	0.000	5.571	3.806	0.000	27.980	1.890	7.308	29.313	0.000	2.464	16.033	0.372
0.026						0.004		0.027					0.007
0.026	0.000	0.000	0.000	0.000	0.000	0.004	0.000	0.027	0.000	0.000	0.000	0.000	0.007
		2.713											
0.000	0.000	2.713	0.000	0.000	0.000	0.000	0.000	0.000	0.000	0.000	0.000	0.000	0.000
0.000	0.000	0.000	0.000	0.000	0.000	0.000	0.000	0.000	0.000	0.000	0.000	0.000	0.000
142.860	30.505	100.986	174.185	234.459	107.734	220.960	179.611	149.792	177.071	135.719	158.227	144.957	165.031
0.400		7.823				19.875						9.517	4.868
			0.025			0.016		0.022			2.937		0.006
0.400	0.000	7.823	0.025	0.000	0.000	19.891	0.000	0.022	0.000	0.000	2.937	9.517	4.874
143.260	30.505	108.809	174.210	234.459	107.734	240.851	179.611	149.814	177.071	135.719	161.164	154.474	169.905

TPA - BASE FUNDING
(Dollars in Thousands)

GOODNEWS BAY	NEWTOK	NUNAPITCHUK	OHAGAMIUT	PAIMIT	PITKA'S POINT	RUSSIAN MISSION (YUKON)	SLEETMUTE	ST MARY'S (ALOAACIO)	TOKSOOK BAY	TULUKSAK	TUNUNAK	UMKUMIUT	CHUATHBALUK (KUSKOKWIM)
136.098	162.617	1.694		166.967	1.500	91.146	1.238	65.517			0.561	162.320	3.493
2.711	2.744	110.287	187.208	3.046	152.833	1.440	138.332	1.047	69.764	108.398	99.112	1.988	119.373
138.809	165.361	111.981	187.208	170.013	154.333	92.586	139.570	66.564	69.764	108.398	99.673	164.308	122.866
1.595		29.630			1.535	0.118	30.021		29.487			0.008	4.678
1.595	0.000	29.630	0.000	0.000	1.535	0.118	30.021	0.000	29.487	0.000	0.000	0.008	4.678
0.001	0.310						1.514		0.378			0.010	4.435
0.062									0.103			0.001	1.063
													0.213
0.063	0.310	0.000	0.000	0.000	0.000	0.000	1.514	0.000	0.481	0.000	0.000	0.011	5.711
	2.785		8.947	7.424					0.128			0.010	2.223
0.000	2.785	0.000	8.947	7.424	0.000	0.000	0.000	0.000	0.128	0.000	0.000	0.010	2.223
											0.031		0.677
0.000	0.000	0.000	0.000	0.000	0.000	0.000	0.000	0.000	0.000	0.000	0.031	0.000	0.677
0.002													3.466
0.002	0.000	0.000	0.000	0.000	0.000	0.000	0.000	0.000	0.000	0.000	0.000	0.000	4.743
0.000	0.000	0.000	0.000	0.000	0.000	0.000	0.000	0.000	0.000	0.000	0.000	0.000	0.000
140.469	168.456	141.611	196.155	177.437	155.868	92.704	171.105	66.564	99.860	108.398	99.704	164.337	140.898
7.115	8.869		8.981			9.905	0.067		16.177	0.077			5.236
						0.209		1.276	0.930				
7.115	8.869	0.000	8.981	0.000	0.000	10.114	0.067	1.276	17.107	0.077	0.000	0.000	5.236
147.584	177.325	141.611	205.136	177.437	155.868	102.818	171.172	67.840	116.967	108.475	99.704	164.337	146.134

TPA - BASE FUNDING
(Dollars in Thousands)

ANAKTUVUK PASS	ANVIK	ATOASUK VILLAGE	BEAVER	CHALKYITSIK	FAIRBANKS AGENCY	DOT LAKE	EAGLE	KAKTOVIK VILLAGE	KALTAG	KOYUKUK	LOUDEN (GALENA)	MANLEY	NUIQSUT VILLAGE
1.010 58.713	1.677 159.818	1.010 46.152	1.056 134.012	1.018 109.731	100.792 13.621	85.852	97.813 0.971	1.153 98.264	1.225 144.715	0.474 53.887	1.202 135.936		1.076 77.955
59.723	161.495	47.162	135.068	110.749	114.413	85.852	98.784	99.417	145.940	54.361	137.138	0.000	79.031
9.043 31.179	25.497	4.957 28.550	28.501	30.877	140.326 1.164 0.263	30.971		33.671			31.801	28.387	1.304 27.861
40.222	25.497	33.507	28.501	30.877	141.753	30.971	0.000	33.671	0.000	0.000	31.801	28.387	29.165
11.877		10.574		16.712 2.143	6.808								
11.877	0.000	10.574	0.000	18.855	6.808	0.000	0.000	0.000	11.672	0.000	0.000	0.000	0.000
15.997		1.635			0.015 2.206 166.877 0.160			9.724					2.080
15.997	0.000	1.635	0.000	0.000	169.258	0.000	0.000	9.724	0.000	0.000	0.000	0.000	2.080
0.000	0.000	0.000	0.000	0.000	0.000	0.000	0.000	0.000	0.000	0.000	0.000	0.000	0.000
6.568		9.822 4.249			46.730		11.913						
6.568	0.000	14.071	0.000	0.000	46.730	0.000	11.913	0.000	0.000	0.000	0.000	0.000	0.000
0.000	0.000	0.000	0.000	0.000	130.024 150.535 280.559	0.000	0.000	0.000	0.000	0.000	0.000	0.000	0.000
134.387	186.992	106.949	163.569	160.481	759.521	116.823	110.697	142.812	157.612	54.361	168.939	28.387	110.276
3.012		18.133		3.347	192.959 32.021		2.284				11.601		
3.012	0.000	18.133	0.000	3.347	224.980	0.000	2.284	0.000	0.000	0.000	11.601	0.000	0.000
137.399	186.992	125.082	163.569	163.828	984.501	116.823	112.981	142.812	157.612	54.361	180.540	28.387	110.276

TPA - BASE FUNDING
(Dollars in Thousands)

NORTHWAY	NATIVE VILLAGE OF PT. HOPE	POINT LAY	RUBY	STEVENS VILLAGE	WAINWRIGHT	HEALY LAKE VILLAGE	AMBLER	BUCKLAND	DEERING	KIANA TRADITIONAL COUNCIL	KIVALINA	KOBUK	NOATAK
1.901	1.884	1.010	1.105	1.285	0.681	97.759	63.825		99.548		55.982	118.712	73.337
150.608	121.886	90.284	133.136	123.256	81.850		1.025	120.683	4.497	103.504	0.865	1.189	1.755
152.509	123.770	91.294	134.241	124.541	82.531	97.759	64.850	120.683	104.045	103.504	56.847	119.901	75.092
0.018				0.257		3.289							
34.460	40.803	29.015		29.970	32.328	28.489	30.760	32.185		34.368		29.489	30.443
34.478	40.803	29.015	0.000	30.227	32.328	31.778	30.760	32.185	0.000	34.368	0.000	29.489	30.443
		12.914		0.050	9.498	0.155		4.183					5.889
	17.018		2.704			1.694							
0.000	17.018	12.914	7.942	0.050	9.498	5.099	0.000	4.183	0.000	0.000	0.000	0.000	5.889
	36.976	3.676			0.225								
0.000	36.976	3.676	0.000	0.000	34.849	0.000	0.000	0.000	0.000	0.000	0.000	0.000	0.000
0.000	0.000	0.000	0.000	0.000	0.000	0.000	0.000	0.000	0.000	0.000	0.000	0.000	0.000
	0.153					12.372							15.109
0.000	0.153	0.000	0.000	0.000	0.000	12.372	0.000	0.000	0.000	0.000	0.000	0.000	15.109
0.000	0.000	0.000	0.000	0.000	0.000	0.000	0.000	0.000	0.000	0.000	0.000	0.000	0.000
186.987	218.720	136.899	144.887	154.818	159.431	148.857	95.610	157.051	104.045	137.872	56.847	149.390	126.533
8.629	24.203					1.004				11.866			20.853
8.629	24.203	0.000	0.000	0.000	0.000	2.044	0.000	0.000	0.000	0.455	0.000	0.000	20.853
195.616	242.923	136.899	144.887	154.818	159.431	151.905	95.610	157.051	104.045	150.193	56.847	149.390	147.386

TPA - BASE FUNDING
(Dollars in Thousands)

SELAWIK IRA COUNCIL	ANGOON	HOONAH	HYDABURG	KASAAN	KLUKWAN	PETERSBURG	SKAGWAY	NULATO	KENAITZE (KENAI INDIAN TRIBE)	NAPASKIAK	NIGHTMUTE	MOUNTAIN VILLAGE (KUIGPAGMUIT)	SOUTHEAST AGENCY	KODIAK AREA NATIVE ASSOC.	KALSKAG
79.676 2.877	54.254 1.384	154.215	0.858 190.974	132.458 1.020	142.232	141.597	1.460 111.118	0.233		0.128	0.096	0.613 0.478	0.312	3.239 0.058	
82.553	55.638	154.215	191.832	133.478	142.232	141.597	112.578	0.233	0.000	0.128	0.096	1.091	0.312	3.297	0.000
	15.345 45.464	48.601	29.320		1.645 28.671	29.783	1.363 30.031			0.003	0.003	0.091 0.669	10.208	0.084 0.356	
0.000	60.809	48.601	29.320	0.000	30.316	29.783	31.394	0.000	0.000	0.003	0.003	0.760	10.208	0.440	0.000
9.377	1.388 0.254	33.981							1.992			0.180 0.036	0.297		
9.377	1.642	33.981	0.000	0.000	2.914	0.000	0.000	0.000	1.992	0.000	0.000	0.216	0.297	0.000	0.000
20.793 32.999	7.305	0.728 43.494	7.229		0.298 20.584		2.199	0.000	0.001			0.596	17.604		0.068
53.792	7.305	44.222	7.229	0.000	20.882	0.000	2.199	0.000	0.001	0.000	0.000	0.596	17.604	0.000	0.068
												0.045			
0.000	0.000	0.000	0.000	0.000	0.000	0.000	0.000	0.000	0.000	0.000	0.000	0.045	0.000	0.000	0.000
	19.412	0.408										0.073 0.073	0.143		
0.000	19.412	0.408	0.000	0.000	0.000	0.000	0.000	0.000	0.000	0.000	0.000	0.146	0.143	0.000	0.000
0.000	0.000	0.000	0.000	0.000	0.000	0.000	0.000	0.000	0.000	0.000	0.000	0.000	0.000	0.000	0.000
145.722	144.806	281.427	228.381	133.478	196.344	171.380	146.171	0.233	1.993	0.131	0.099	2.854	28.564	3.737	0.068
16.355 16.355	13.195 22.225		9.345			14.928		0.000		0.445	0.276	0.338 0.204	0.101		
16.355	35.420	0.000	9.345	0.000	0.000	14.928	0.000	0.000	0.000	0.445	0.276	0.542	0.101	0.000	0.000
162.077	180.226	281.427	237.726	133.478	196.344	186.308	146.171	0.233	1.993	0.576	0.375	3.396	28.665	3.737	0.068

TPA - BASE FUNDING
(Dollars in Thousands)

VALDEZ	ARTIC SLOPE NATIVE ASSOC.	KONGIGANAK	PILOT POINT	TOGIAK	BETHEL AGENCY	FAIRBANKS NATIVE ASSOC.	CHILKOOT (HAINES)	RAMPART	KNIK	DOUGLAS	BRISTOL BAY NATIVE ASSOC. (BBNA)	GRAYLING	TETLIN	McGRATH	HOOPER BAY
	0.171	8.966 0.281		1.035	0.694	3.559	1.206		1.774	1.864	2.602				
0.000	0.171	9.247	0.000	1.035	0.694	3.559	1.206	0.000	1.774	1.864	2.602	0.000	0.000	0.000	0.000
	0.562 0.088	0.188		1.352		9.641			6.698						
0.000	0.650	0.188	0.000	1.352	0.000	9.641	0.000	0.000	6.698	0.000	0.000	0.000	0.000	0.000	0.000
			0.134												
				0.161											
0.000	0.000	0.000	0.134	0.161	0.000	0.000	0.000	0.000	0.000	0.000	0.000	0.000	0.000	0.000	0.000
		0.203 0.114													
0.000	0.000	0.317	0.000	0.000	0.173	0.000	0.000	0.000	0.000	0.000	0.000	0.000	0.000	0.000	0.000
		1.090													
0.000	0.000	1.090	0.000	0.000	0.000	0.000	0.000	0.000	0.000	0.000	0.000	0.000	0.000	0.000	0.000
0.000	0.000	0.000	0.000	0.000	0.000	0.000	0.000	0.000	0.000	0.000	0.000	0.000	0.000	0.000	0.000
0.000	0.821	10.842	0.134	2.548	0.867	13.200	1.206	0.000	8.472	1.864	2.602	0.000	0.000	0.000	0.000
0.956						23.867		2.701		9.385 2.010		5.971	6.211	9.513	1.267
0.956	0.000	0.000	0.000	2.320	0.000	23.867	0.000	2.701	0.000	11.395	0.000	5.971	6.211	9.513	1.267
0.956	0.821	10.842	0.134	4.868	0.867	37.067	1.206	2.701	8.472	13.259	2.602	5.971	6.211	9.513	1.267

TPA - BASE FUNDING
(Dollars in Thousands)

MIDWEST REGION									
PROGRAM TITLE	MIDWEST TOTAL	MIDWEST FIELD OPS	SAC & FOX TRIBE OF IOWA	RED LAKE AGENCY	MINNESOTA AGENCY	MINNESOTA CHIPPEWA	GREAT LAKES AGENCY	BAD RIVER	LAC COURTE ORIELLES
TRIBAL GOVERNMENT									
Aid to Tribal Government (TPA)	584.858	67.276					199.848	19.615	
Consolidated Tribal Govt Program (TPA)	9,516.391		256.174			242.252		222.544	188.845
Road Maintenance (TPA)	3.574								
Total, Tribal Government	10,104.823	67.276	256.174	0.000	0.000	242.252	199.848	242.159	188.845
HUMAN SERVICES									
Social Services (TPA)	973.096	169.468						123.443	75.694
Welfare Assistance (TPA)	5.506								
Indian Child Welfare Act (TPA)	332.697	0.313	54.873					74.870	68.134
Housing Program (TPA)	0.452								0.452
Human Services Tribal Design (TPA)	14.937							14.937	
Total, Human Services	1,326.688	169.781	54.873	0.000	0.000	0.000	0.000	213.250	144.280
TRUST - NATURAL RESOURCES MANAGEMENT									
Natural Resources (TPA)	82.140	0.032					70.301	0.325	
Agriculture Program (TPA)	0.330								
Forestry Program (TPA)	2,915.319	71.495		89.286	447.791		743.073	23.758	
Water Resources Program (TPA)	22.878							0.889	16.638
Wildlife & Parks Program (TPA)	310.745	0.016							10.669
Total, Trust-Natural Resources Management	3,331.412	71.873	0.000	89.286	447.791	0.000	813.374	24.972	27.307
TRUST - REAL ESTATE SERVICES									
Rights Protection (TPA)	310.516	4.273					45.800	21.905	83.994
Trust Services (TPA)	427.397	227.694			94.777		102.962		
Probate (TPA)	1,640.286	466.218			651.772		416.699		
RES Program (TPA)	1,305.754	108.743			230.022		595.048	21.329	37.598
EQ Program (TPA)	209.587	115.002					94.135		0.450
Total, Trust-Real Estate Services	3,893.540	921.930	0.000	0.000	976.571	0.000	1,254.644	43.234	122.042
PUBLIC SAFETY & JUSTICE									
Tribal Courts (TPA)	956.821							17.087	52.232
Fire Protection (TPA)	68.472							23.637	24.198
Total, Public Safety & Justice	1,025.293	0.000	0.000	0.000	0.000	0.000	0.000	40.724	76.430
COMMUNITY & ECONOMIC DEVELOPMENT									
Job Placement & Training (TPA)	45.066						12.093		
Economic Development (TPA)	65.218								
Total, Community & Economic Development	110.284	0.000	0.000	0.000	0.000	0.000	12.093	0.000	0.000
EXECUTIVE DIRECTION & ADMINISTRATIVE SERVICES									
Executive Direction (TPA)	379.762				149.919		99.186		
Administrative Services (TPA)	881.589				166.414		510.969		
Total, Executive Direction & Administrative Svcs	1,261.351	0.000	0.000	0.000	316.333	0.000	610.155	0.000	0.000
TOTAL, BUREAU OF INDIAN AFFAIRS	21,053.391	1,230.860	311.047	89.286	1,740.695	242.252	2,890.114	564.339	558.904
BUREAU OF INDIAN EDUCATION									
Johnson-O'Malley Assistance Grants (TPA)	649.084		38.130			263.522		43.942	76.010
Scholarships & Adult Education (TPA)	663.873								
TOTAL, BUREAU OF INDIAN EDUCATION	1,312.957	0.000	38.130	0.000	0.000	263.522	0.000	43.942	76.010
TOTAL, DIRECT APPROPRIATED FUNDS	22,366.348	1,230.860	349.177	89.286	1,740.695	505.774	2,890.114	608.281	634.914

TPA - BASE FUNDING
(Dollars in Thousands)

MIDWEST REGION	LAC DU FLAMBEAU	FOREST COUNTY POTAWATOMI	RED CLIFF	ST. CROIX	SOKAOGON CHIPPEWA	STOCKBRIDGE MUNSEE	HO CHUNK NATION	UPPER SIOUX	LOWER SIOUX
PROGRAM TITLE									
TRIBAL GOVERNMENT									
Aid to Tribal Government (TPA)	16.121	23.246	1.751	2.270	24.353			1.316	
Consolidated Tribal Gov't Program (TPA)		126.833	505.833	370.150	167.745	279.560	552.187	52.734	175.084
Road Maintenance (TPA)									
Total, Tribal Government	16.121	150.079	507.584	372.420	192.098	279.560	552.187	54.050	175.084
HUMAN SERVICES									
Social Services (TPA)	98.464	15.274	47.038	0.317	52.476	33.010		63.838	
Welfare Assistance (TPA)			5.506						
Indian Child Welfare Act (TPA)	48.809	46.420		0.155	0.351		0.343	35.841	
Housing Program (TPA)									
Human Services Tribal Design (TPA)									
Total, Human Services	147.273	61.694	52.544	0.472	52.827	33.010	0.343	99.679	0.000
TRUST - NATURAL RESOURCES MANAGEMENT									
Natural Resources (TPA)	6.924		1.866	2.452	0.240				
Agriculture Program (TPA)									
Forestry Program (TPA)	106.053	53.751			0.667				
Water Resources Program (TPA)	1.387								
Wildlife & Parks Program (TPA)	18.379				9.037				
Total, Trust-Natural Resources Management	132.743	53.751	1.866	2.452	9.944	0.000	0.000	0.000	0.000
TRUST - REAL ESTATE SERVICES									
Rights Protection (TPA)									
Trust Services (TPA)									
Probate (TPA)									
RES Program (TPA)	12.918						11.000		
EQ Program (TPA)									
Total, Trust-Real Estate Services	12.918	0.000	0.000	0.000	0.000	0.000	11.000	0.000	0.000
PUBLIC SAFETY & JUSTICE									
Tribal Courts (TPA)	102.917							32.431	
Fire Protection (TPA)		7.216							
Total, Public Safety & Justice	102.917	7.216	0.000	0.000	0.000	0.000	0.000	32.431	0.000
COMMUNITY & ECONOMIC DEVELOPMENT									
Job Placement & Training (TPA)	24.810								
Economic Development (TPA)								4.439	
Total, Community & Economic Development	24.810	0.000	0.000	0.000	0.000	0.000	0.000	4.439	0.000
EXECUTIVE DIRECTION & ADMINISTRATIVE SERVICES									
Executive Direction (TPA)									
Administrative Services (TPA)									
Total, Executive Direction & Administrative Svcs	0.000	0.000	0.000	0.000	0.000	0.000	0.000	0.000	0.000
TOTAL, BUREAU OF INDIAN AFFAIRS	436.782	272.740	561.994	375.344	254.869	312.570	563.530	190.599	175.084
BUREAU OF INDIAN EDUCATION									
Johnson-O'Malley Assistance Grants (TPA)	51.606	0.050	1.440					8.064	10.669
Scholarships & Adult Education (TPA)	186.252								
TOTAL, BUREAU OF INDIAN EDUCATION	237.858	0.050	1.440	0.000	0.000	0.000	0.000	8.064	10.669
TOTAL, DIRECT APPROPRIATED FUNDS	674.640	272.790	563.434	375.344	254.869	312.570	563.530	198.663	185.753

TPA - BASE FUNDING
(Dollars in Thousands)

MIDWEST REGION									
PROGRAM TITLE	PRAIRIE ISLAND	SHAKOPEE	MENOMINEE	MICHIGAN AGENCY	BAY MILLS	HANNAHVILLE	SAGINAW CHIPPEWA	KEWEENAW BAY	HURON POTAWATOMI
TRIBAL GOVERNMENT									
Aid to Tribal Government (TPA)			28.886	193.921	6.255				
Consolidated Tribal Gov't Program (TPA)	187.061	156.664	185.907		790.359	412.841	493.302	649.360	193.545
Road Maintenance (TPA)			3.574						
Total, Tribal Government	187.061	156.664	218.367	193.921	796.614	412.841	493.302	649.360	193.545
HUMAN SERVICES									
Social Services (TPA)			264.804					3.473	25.797
Welfare Assistance (TPA)									
Indian Child Welfare Act (TPA)			2.588						
Housing Program (TPA)									
Human Services Tribal Design (TPA)									
Total, Human Services	0.000	0.000	267.392	0.000	0.000	0.000	0.000	3.473	25.797
TRUST - NATURAL RESOURCES MANAGEMENT									
Natural Resources (TPA)									
Agriculture Program (TPA)									
Forestry Program (TPA)			1,283.962	95.483					
Water Resources Program (TPA)			3.964						
Wildlife & Parks Program (TPA)			151.736					120.908	
Total, Trust-Natural Resources Management	0.000	0.000	1,439.662	95.483	0.000	0.000	0.000	120.908	0.000
TRUST - REAL ESTATE SERVICES									
Rights Protection (TPA)			152.179					2.365	
Trust Services (TPA)			1.964						
Probate (TPA)				105.597					
RES Program (TPA)			109.565	175.947				3.584	
EQ Program (TPA)									
Total, Trust-Real Estate Services	0.000	0.000	263.708	281.544	0.000	0.000	0.000	5.949	0.000
PUBLIC SAFETY & JUSTICE									
Tribal Courts (TPA)			748.827					3.327	
Fire Protection (TPA)			13.421						
Total, Public Safety & Justice	0.000	0.000	762.248	0.000	0.000	0.000	0.000	3.327	0.000
COMMUNITY & ECONOMIC DEVELOPMENT									
Job Placement & Training (TPA)			8.163						
Economic Development (TPA)			60.779						
Total, Community & Economic Development	0.000	0.000	68.942	0.000	0.000	0.000	0.000	0.000	0.000
EXECUTIVE DIRECTION & ADMINISTRATIVE SERVICES									
Executive Direction (TPA)				130.657					
Administrative Services (TPA)				204.206					
Total, Executive Direction & Administrative Svcs	0.000	0.000	0.000	334.863	0.000	0.000	0.000	0.000	0.000
TOTAL, BUREAU OF INDIAN AFFAIRS	187.061	156.664	3,020.319	905.811	796.614	412.841	493.302	783.017	219.342
BUREAU OF INDIAN EDUCATION									
Johnson-O'Malley Assistance Grants (TPA)		13.936	126.978			14.737			
Scholarships & Adult Education (TPA)			477.621						
TOTAL, BUREAU OF INDIAN EDUCATION	0.000	13.936	604.599	0.000	0.000	14.737	0.000	0.000	0.000
TOTAL, DIRECT APPROPRIATED FUNDS	187.061	170.600	3,624.918	905.811	796.614	427.578	493.302	783.017	219.342

TPA - BASE FUNDING
(Dollars in Thousands)

MIDWEST REGION			
PROGRAM TITLE	LAC VIEUX DESERT	POKAGON BAND OF POTAWATOMI	LITTLE TRAVERSE BAY BAND OF OTTAWA
TRIBAL GOVERNMENT			
Aid to Tribal Government (TPA)			
Consolidated Tribal Gov't Program (TPA)	423.817	1,388.731	1,494.863
Road Maintenance (TPA)			
Total, Tribal Government	423.817	1,388.731	1,494.863
HUMAN SERVICES			
Social Services (TPA)			
Welfare Assistance (TPA)			
Indian Child Welfare Act (TPA)			
Housing Program (TPA)			
Human Services Tribal Design (TPA)			
Total, Human Services	0.000	0.000	0.000
TRUST - NATURAL RESOURCES MANAGEMENT			
Natural Resources (TPA)			
Agriculture Program (TPA)			
Forestry Program (TPA)			
Water Resources Program (TPA)			
Wildlife & Parks Program (TPA)			
Total, Trust-Natural Resources Management	0.000	0.000	0.000
TRUST - REAL ESTATE SERVICES			
Rights Protection (TPA)			
Trust Services (TPA)			
Probate (TPA)			
RES Program (TPA)			
EQ Program (TPA)			
Total, Trust-Real Estate Services	0.000	0.000	0.000
PUBLIC SAFETY & JUSTICE			
Tribal Courts (TPA)			
Fire Protection (TPA)			
Total, Public Safety & Justice	0.000	0.000	0.000
COMMUNITY & ECONOMIC DEVELOPMENT			
Job Placement & Training (TPA)			
Economic Development (TPA)			
Total, Community & Economic Development	0.000	0.000	0.000
EXECUTIVE DIRECTION & ADMINISTRATIVE SERVICES			
Executive Direction (TPA)			
Administrative Services (TPA)			
Total, Executive Direction & Administrative Svcs	0.000	0.000	0.000
TOTAL, BUREAU OF INDIAN AFFAIRS	423.817	1,388.731	1,494.863
BUREAU OF INDIAN EDUCATION			
Johnson-O'Malley Assistance Grants (TPA)			
Scholarships & Adult Education (TPA)			
TOTAL, BUREAU OF INDIAN EDUCATION	0.000	0.000	0.000
TOTAL, DIRECT APPROPRIATED FUNDS	423.817	1,388.731	1,494.863

TPA - BASE FUNDING
(Dollars in Thousands)

EASTERN OKLAHOMA REGION									
PROGRAM TITLE	EASTERN OKLAHOMA TOTAL	EASTERN OKLAHOMA FIELD OPS	CHICKASAW AGENCY	MIAMI AGENCY	OTTAWA TRIBE OF OKLAHOMA	PEORIA TRIBE	OSAGE AGENCY	OKMULGEE AGENCY	ALABAMA QUASSARTE
TRIBAL GOVERNMENT									
Aid to Tribal Government (TPA)	2,752.223	392.304	116.177	65.026	240.460	170.022			232.979
Consolidated Tribal Gov't Program (TPA)	0.045								
Total, Tribal Government	2,752.268	392.304	116.177	65.026	240.460	170.022	0.000	0.000	232.979
HUMAN SERVICES									
Social Services (TPA)	497.374	148.020							
Indian Child Welfare Act (TPA)	397.327	0.501			17.358	58.292			32.870
Housing Program (TPA)	0.066					0.066			
Total, Human Services	894.767	148.521	0.000	0.000	17.358	58.358	0.000	0.000	32.870
TRUST - NATURAL RESOURCES MANAGEMENT									
Natural Resources (TPA)	272.153		73.918	63.572		1.040	133.623		
Agriculture Program (TPA)	204.427	0.000	132.836						
Water Resources Program (TPA)	0.347					0.347			
Wildlife & Parks Program (TPA)	41.283								
Total, Trust-Natural Resources Management	518.210	0.000	206.754	63.572	0.000	1.387	133.623	0.000	0.000
TRUST - REAL ESTATE SERVICES									
Trust Services (TPA)	638.130	259.912	107.518	122.060			33.929		
Probate (TPA)	549.436	214.239	38.241	78.014			114.996	35.951	
RES Program (TPA)	2,351.940	1,132.993	360.153	153.898			380.972	95.991	
EQ Program (TPA)	150.868	150.868							
Total, Trust-Real Estate Services	3,690.374	1,758.012	505.912	353.972	0.000	0.000	529.897	131.942	0.000
PUBLIC SAFETY & JUSTICE									
Tribal Courts (TPA)	221.851			100.670					
Total, Public Safety & Justice	221.851	0.000	0.000	100.670	0.000	0.000	0.000	0.000	0.000
COMMUNITY & ECONOMIC DEVELOPMENT									
Job Placement & Training (TPA)	214.541			1.231					
Economic Development (TPA)	0.843		0.231						
Minerals & Mining Program (TPA)	1,848.705						1,848.705		
Total, Community & Economic Development	2,064.089	0.000	0.231	1.231	0.000	0.000	1,848.705	0.000	0.000
EXECUTIVE DIRECTION & ADMINISTRATIVE SERVICES									
Executive Direction (TPA)	1,202.143	179.770	143.806	165.314			186.463	301.872	
Administrative Services (TPA)	39.787	39.787							
Total, Executive Direction & Administrative Svcs	1,241.930	219.557	143.806	165.314	0.000	0.000	186.463	301.872	0.000
TOTAL, BUREAU OF INDIAN AFFAIRS	11,383.489	2,518.394	972.880	749.785	257.818	229.767	2,698.688	433.814	265.849
BUREAU OF INDIAN EDUCATION									
Johnson-O'Malley Assistance Grants (TPA)	951.697								
Scholarships & Adult Education (TPA)	547.586	0.045			20.675	62.251			
TOTAL, BUREAU OF INDIAN EDUCATION	1,499.283	0.045	0.000	0.000	20.675	62.251	0.000	0.000	0.000
TOTAL, DIRECT APPROPRIATED FUNDS	12,882.772	2,518.439	972.880	749.785	278.493	292.018	2,698.688	433.814	265.849

TPA - BASE FUNDING
(Dollars in Thousands)

EASTERN OKLAHOMA REGION									
PROGRAM TITLE	KIALEGEE	MUSCOGEE NATION	THLOPTH-LOCCO	TALIHINA AGENCY	DELAWARE TRIBE OF INDIANS	UNITED KEETOOWAH	SHAWNEE INDIANS OF OKLAHOMA	CHEROKEE NATION	WEWOKA AGENCY
TRIBAL GOVERNMENT									
Aid to Tribal Government (TPA)	247.845		223.278		241.073	2.621	161.835	2.537	94.178
Consolidated Tribal Gov't Program (TPA)									
Total, Tribal Government	247.845	0.000	223.278	0.000	241.073	2.621	161.835	2.537	94.178
HUMAN SERVICES									
Social Services (TPA)									
Indian Child Welfare Act (TPA)	34.070	103.067	47.708						
Housing Program (TPA)									
Total, Human Services	34.070	103.067	47.708	0.000	0.000	0.000	0.000	0.000	0.000
TRUST - NATURAL RESOURCES MANAGEMENT									
Natural Resources (TPA)									
Agriculture Program (TPA)									71.301
Water Resources Program (TPA)									
Wildlife & Parks Program (TPA)									
Total, Trust-Natural Resources Management	0.000	0.000	0.000	0.000	0.000	0.000	0.000	0.000	71.301
TRUST - REAL ESTATE SERVICES									
Trust Services (TPA)									114.711
Probate (TPA)					37.285				30.710
RES Program (TPA)					78.125				149.808
EQ Program (TPA)									
Total, Trust-Real Estate Services	0.000	0.000	0.000	115.410	0.000	0.000	0.000	0.000	295.229
PUBLIC SAFETY & JUSTICE									
Tribal Courts (TPA)									
Total, Public Safety & Justice	0.000	0.000	0.000	0.000	0.000	0.000	0.000	0.000	0.000
COMMUNITY & ECONOMIC DEVELOPMENT									
Job Placement & Training (TPA)									
Economic Development (TPA)									0.612
Minerals & Mining Program (TPA)									
Total, Community & Economic Development	0.000	0.000	0.000	0.000	0.000	0.000	0.000	0.000	0.612
EXECUTIVE DIRECTION & ADMINISTRATIVE SERVICES									
Executive Direction (TPA)					112.217				112.701
Administrative Services (TPA)									
Total, Executive Direction & Administrative Svcs	0.000	0.000	0.000	112.217	0.000	0.000	0.000	0.000	112.701
TOTAL, BUREAU OF INDIAN AFFAIRS	281.915	103.067	270.986	227.627	241.073	2.621	161.835	2.537	574.021
BUREAU OF INDIAN EDUCATION									
Johnson-O'Malley Assistance Grants (TPA)		829.915							
Scholarships & Adult Education (TPA)									
TOTAL, BUREAU OF INDIAN EDUCATION	0.000	829.915	0.000	0.000	0.000	0.000	0.000	0.000	0.000
TOTAL, DIRECT APPROPRIATED FUNDS	281.915	932.982	270.986	227.627	241.073	2.621	161.835	2.537	574.021

TPA - BASE FUNDING
(Dollars in Thousands)

EASTERN OKLAHOMA REGION	
PROGRAM TITLE	SEMINOLE NATION
TRIBAL GOVERNMENT	
Aid to Tribal Government (TPA)	561.888
Consolidated Tribal Gov't Program (TPA)	0.045
Total, Tribal Government	561.933
HUMAN SERVICES	
Social Services (TPA)	349.354
Indian Child Welfare Act (TPA)	103.461
Housing Program (TPA)	
Total, Human Services	452.815
TRUST - NATURAL RESOURCES MANAGEMENT	
Natural Resources (TPA)	
Agriculture Program (TPA)	0.290
Water Resources Program (TPA)	
Wildlife & Parks Program (TPA)	41.283
Total, Trust-Natural Resources Management	41.573
TRUST - REAL ESTATE SERVICES	
Trust Services (TPA)	
Probate (TPA)	
RES Program (TPA)	
EQ Program (TPA)	
Total, Trust-Real Estate Services	0.000
PUBLIC SAFETY & JUSTICE	
Tribal Courts (TPA)	121.181
Total, Public Safety & Justice	121.181
COMMUNITY & ECONOMIC DEVELOPMENT	
Job Placement & Training (TPA)	213.310
Economic Development (TPA)	
Minerals & Mining Program (TPA)	
Total, Community & Economic Development	213.310
EXECUTIVE DIRECTION & ADMINISTRATIVE SERVICES	
Executive Direction (TPA)	
Administrative Services (TPA)	
Total, Executive Direction & Administrative Svcs	0.000
TOTAL, BUREAU OF INDIAN AFFAIRS	1,390.812
BUREAU OF INDIAN EDUCATION	
Johnson-O'Malley Assistance Grants (TPA)	121.782
Scholarships & Adult Education (TPA)	464.615
TOTAL, BUREAU OF INDIAN EDUCATION	586.397
TOTAL, DIRECT APPROPRIATED FUNDS	1,977.209

TPA - BASE FUNDING
(Dollars in Thousands)

WESTERN REGION																	
PROGRAM TITLE	WESTERN TOTAL	WESTERN FIELD OPS	COLORADO RIVER AGENCY	COLORADO RIVER TRIBE	FORT MOHAVE	HEMEHUE	FT APACHE AGENCY	WHITE MOUNTAIN APACHE	PAPAGO AGENCY	TOHONO O'ODHAM	SALT RIVER AGENCY	FORT MCDOWELL	PASCUA YAQUI	PIMA AGENCY	SAN CARLOS AGENCY	SAN CARLOS APACHE	WESTERN NEVADA AGENCY
TRIBAL GOVERNMENT																	
Aid to Tribal Government (TPA)	2,609.658		386.775		146.182	343.836							54.790				
Consolidated Tribal Gov't Program (TPA)	7,864.266									690.310	259.710	139.584	1.047	124.052		149.557	213.594
Road Maintenance (TPA)	2.643					0.089											
Total, Tribal Government	10,476.567	0.000	386.775	0.000	146.182	343.925	0.000	0.000	0.000	690.310	259.710	139.584	55.837	124.052	0.000	149.557	213.594
HUMAN SERVICES																	
Social Services (TPA)	5,157.261		157.857	195.872	207.229	265.605		115.885		125.564			640.558	25.989			197.780
Indian Child Welfare Act (TPA)	594.730			47.727		1.071			27.644				103.329				
Housing Program (TPA)	2.032			0.328									1.111				
Total, Human Services	5,754.023	0.000	157.857	243.927	207.229	266.676	0.000	115.885	27.644	125.564	0.000	0.000	744.998	25.989	0.000	0.000	197.780
TRUST - NATURAL RESOURCES MANAGEMENT																	
Natural Resources (TPA)	886.783		342.840	1.377		16.355	25.055			13.063			44.772			17.125	
Agriculture Program (TPA)	3,076.498			162.052		0.152	0.058	266.423		91.191			158.249		76.819	0.320	108.362
Forestry Program (TPA)	4,360.581			10.838				395.157		151.733			1,123.707				
Water Resources Program (TPA)	408.983			208.712													
Wildlife & Parks Program (TPA)	178.836			1.330					2.554				94.359				
Total, Trust-Natural Resources Management	8,911.681	0.000	342.840	384.309	0.000	16.507	25.113	661.580	0.000	258.541	0.000	0.000	1,421.087	0.000	76.819	17.445	108.362
TRUST - REAL ESTATE SERVICES																	
Rights Protection (TPA)	353.062																
Trust Services (TPA)	793.678	74.962	153.371				78.474	124.396									
Probate (TPA)	1,333.487	158.357	67.008				75.010	75.038							41.514		
RES Program (TPA)	3,173.242	579.771	311.952	70.348				416.246					36.601		254.732		66.567
EQ Program (TPA)	536.552																
Total, Trust-Real Estate Services	6,190.021	813.090	532.331	70.348	0.000	0.000	153.484	615.680	0.000	0.000	0.000	0.000	36.601	0.000	296.246	0.000	66.567
PUBLIC SAFETY & JUSTICE																	
Tribal Courts (TPA)	3,143.460		50.819	199.824		128.362							727.166				102.042
Fire Protection (TPA)	106.261			0.199													
Total, Public Safety & Justice	3,249.721	0.000	50.819	200.023	0.000	128.362	0.000	0.000	0.000	0.000	0.000	0.000	727.166	0.000	0.000	0.000	102.042
COMMUNITY & ECONOMIC DEVELOPMENT																	
Job Placement & Training (TPA)	802.872			88.206		30.008							303.807				
Economic Development (TPA)	426.075			42.324									82.648				
Minerals & Mining Program (TPA)	452.671							423.971									
Total, Community & Economic Development	1,681.618	0.000	0.000	130.530	0.000	30.008	0.000	423.971	0.000	0.000	0.000	0.000	386.455	0.000	0.000	0.000	0.000
EXECUTIVE DIRECTION & ADMINISTRATIVE SERVICES																	
Executive Direction (TPA)	2,582.580	365.040	213.100				226.162	209.358									
Administrative Services (TPA)	2,022.762	223.916	97.338				380.931	166.048								131.456	100.295
Total, Executive Direction & Administrative Svcs	4,605.342	588.956	310.438	0.000	0.000	0.000	607.093	375.406	0.000	0.000	0.000	0.000	0.000	0.000	231.751	0.000	0.000
TOTAL, BUREAU OF INDIAN AFFAIRS	40,868.973	1,402.046	1,781.060	1,029.137	353.411	785.478	785.690	2,192.522	27.644	1,074.415	259.710	139.584	3,372.144	150.041	604.816	167.002	688.345
BUREAU OF INDIAN EDUCATION																	
Johnson-O'Malley Assistance Grants (TPA)	1,136.740		0.354	52.355		27.029							236.947				
Tribal Colleges & Universities Supplements (TPA)	146.304																
Scholarships & Adult Education (TPA)	2,671.974		0.361	146.617		109.628							867.734			8.637	
TOTAL, BUREAU OF INDIAN EDUCATION	3,955.018	0.000	0.715	198.972	0.000	136.657	0.000	0.000	0.000	0.000	0.000	0.000	1,104.681	0.000	0.000	8.637	0.000
TOTAL, DIRECT APPROPRIATED FUNDS	44,823.991	1,402.046	1,781.775	1,228.109	353.411	922.135	785.690	2,192.522	27.644	1,074.415	259.710	139.584	4,476.825	150.041	604.816	175.639	688.345

TPA - BASE FUNDING
(Dollars in Thousands)

WESTERN REGION										SOUTHERN					
PROGRAM TITLE	GOSHUTE	HOPI AGENCY	HOPI TRIBE	TRUXTON CANON AGENCY	YAVAPAI APACHE	HAVASUPA	HUALAPAI	YAVAPAI PRESCOTT	TONTO APACHE	PAIUTE FIELD STATION	KAIBAB PAIUTE	LAS VEGAS	MOAPA	SAN JUAN PAIUTE	UTAH PAIUTE
TRIBAL GOVERNMENT															
Aid to Tribal Government (TPA)	2.094				68.535		113.259	0.693	156.027	122.439					
Consolidated Tribal Gov't Program (TPA)	153.290			2,671.366		0.463					144.966	169.577	178.129	604.831	
Road Maintenance (TPA)															
Total, Tribal Government	155.384	0.000	0.000	2,671.366	68.535	0.463	113.259	0.693	156.027	122.439	144.966	169.577	178.129	604.831	0.000
HUMAN SERVICES															
Social Services (TPA)		231.966	936.055		84.151	3.095	58.834	121.310							
Indian Child Welfare Act (TPA)			195.822			35.037	69.022								
Housing Program (TPA)															
Total, Human Services	0.000	231.966	1,131.877	0.000	84.151	38.132	127.856	121.310	0.000	0.000	0.000	0.000	0.000	0.000	0.000
TRUST - NATURAL RESOURCES MANAGEMENT															
Natural Resources (TPA)															
Agriculture Program (TPA)			742.620			1.199		152.893							18.419
Forestry Program (TPA)															0.026
Water Resources Program (TPA)			111.687												
Wildlife & Parks Program (TPA)															
Total, Trust-Natural Resources Management	0.000	0.000	854.307	0.000	0.000	1.199	0.000	152.893	0.000	0.000	0.000	0.000	0.000	0.000	18.445
TRUST - REAL ESTATE SERVICES															
Rights Protection (TPA)															353.062
Trust Services (TPA)															112.682
Probate (TPA)					70.947			57.695	115.155	178.039					474.261
RES Program (TPA)		5.867	25.067		123.686	0.461		51.564	121.595	104.354					327.137
EQ Program (TPA)															338.974
Total, Trust-Real Estate Services	0.000	5.867	25.067	0.000	194.633	0.461	0.000	109.259	414.789	104.354	0.000	0.000	0.000	0.000	1,606.116
PUBLIC SAFETY & JUSTICE															
Tribal Courts (TPA)	41.838	156.507	377.095	159.996	9.863	1.371									
Fire Protection (TPA)															
Total, Public Safety & Justice	41.838	156.507	377.095	159.996	9.863	1.371	0.000	0.000	0.000	0.000	0.000	0.000	0.000	0.000	0.000
COMMUNITY & ECONOMIC DEVELOPMENT															
Job Placement & Training (TPA)		87.316					61.406								
Economic Development (TPA)			248.557	52.546											
Minerals & Mining Program (TPA)															
Total, Community & Economic Development	0.000	87.316	248.557	52.546	0.000	0.000	61.406	0.000	0.000	0.000	0.000	0.000	0.000	0.000	0.000
EXECUTIVE DIRECTION & ADMINISTRATIVE SERVICES															
Executive Direction (TPA)					148.199			214.636	151.817	273.796					
Administrative Services (TPA)					107.234			194.464	63.766						
Total, Executive Direction & Administrative Svcs	0.000	0.000	0.000	0.000	255.433	0.000	0.000	409.100	215.583	273.796	0.000	0.000	0.000	0.000	0.000
TOTAL, BUREAU OF INDIAN AFFAIRS	197.222	481.656	2,636.903	2,883.908	612.615	41.626	302.521	793.255	786.399	500.589	144.966	169.577	178.129	604.831	1,624.561
BUREAU OF INDIAN EDUCATION															
Johnson-O'Malley Assistance Grants (TPA)		72.679	138.836	9.585			47.191								
Tribal Colleges & Universities Supplements (TPA)			146.304												
Scholarships & Adult Education (TPA)	0.020	66.263	843.098			0.006	62.346								
TOTAL, BUREAU OF INDIAN EDUCATION	0.020	138.942	1,128.238	9.585	0.000	0.006	109.537	0.000	0.000	0.000	0.000	0.000	0.000	0.000	0.000
TOTAL, DIRECT APPROPRIATED FUNDS	197.242	620.598	3,765.141	2,893.493	612.615	41.632	412.058	793.255	786.399	500.589	144.966	169.577	178.129	604.831	1,624.561

TPA - BASE FUNDING
(Dollars in Thousands)

PACIFIC REGION														
PROGRAM TITLE	PACIFIC TOTAL	PACIFIC FIELD OPS	CENTRAL CALIFORNIA AGENCY	IONE MIWUK	PASKENTA	AUBURN	SCOTTS VALLEY	BERRY CREEK	GUIDIVILLE	BIG SANDY	BIG VALLEY	BUENA VISTA	LYTTON	COLD SPRINGS
TRIBAL GOVERNMENT														
Aid to Tribal Government (TPA)	5,220.549	186.886	863.090		179.850	175.166						186.794		
Consolidated Tribal Gov't Program (TPA)	13,043.716			168.749	2.219		179.176	106.733	242.575	145.559	223.968	0.852	191.831	149.586
Road Maintenance (TPA)	2.520													
Total, Tribal Government	18,266.785	186.886	863.090	168.749	182.069	175.166	179.176	106.733	242.575	145.559	223.968	187.646	191.831	149.586
HUMAN SERVICES														
Social Services (TPA)	863.358	531.250	61.303											
Indian Child Welfare Act (TPA)	1,397.140			21.290			15.123	99.035		51.011	0.468			38.793
Human Services Tribal Design (TPA)	25.338													
Total, Human Services	2,285.836	531.250	61.303	21.290	0.000	0.000	15.123	99.035	0.000	51.011	0.468	0.000	0.000	38.793
TRUST - NATURAL RESOURCES MANAGEMENT														
Natural Resources (TPA)	422.300		98.090											
Agriculture Program (TPA)	20.171													
Forestry Program (TPA)	222.139	1.823	71.895											
Water Resources Program (TPA)	184.372									0.767				
Wildlife & Parks Program (TPA)	74.377													
Total, Trust-Natural Resources Management	923.359	1.823	169.985	0.000	0.000	0.000	0.000	0.000	0.000	0.767	0.000	0.000	0.000	0.000
TRUST - REAL ESTATE SERVICES														
Rights Protection (TPA)	256.956	74.759												
Trust Services (TPA)	365.928	113.163												
Probate (TPA)	645.038		218.632											
RES Program (TPA)	1,977.569	405.873	468.709									0.167		
EQ Program (TPA)	296.333	84.469	136.621											
Total, Trust-Real Estate Services	3,541.824	808.662	823.962	0.000	0.000	0.000	0.000	0.000	0.000	0.000	0.000	0.167	0.000	0.000
PUBLIC SAFETY & JUSTICE														
Tribal Courts (TPA)	0.091		0.091											
Fire Protection (TPA)	4.652													
Total, Public Safety & Justice	4.743	0.000	0.091	0.000	0.000	0.000	0.000	0.000	0.000	0.000	0.000	0.000	0.000	0.000
COMMUNITY & ECONOMIC DEVELOPMENT														
Job Placement & Training (TPA)	31.005													
Total, Community & Economic Development	31.005	0.000	0.000	0.000	0.000	0.000	0.000	0.000	0.000	0.000	0.000	0.000	0.000	0.000
EXECUTIVE DIRECTION & ADMINISTRATIVE SERVICES														
Executive Direction (TPA)	545.448		180.275											
Administrative Services (TPA)	702.806		233.701											
Total, Executive Direction & Administrative Svcs	1,248.254	0.000	413.976	0.000	0.000	0.000	0.000	0.000	0.000	0.000	0.000	0.000	0.000	0.000
TOTAL, BUREAU OF INDIAN AFFAIRS	26,301.806	1,528.621	2,332.407	190.039	182.069	175.166	194.299	205.768	242.575	197.337	224.436	187.813	191.831	188.379
BUREAU OF INDIAN EDUCATION														
Johnson-O'Malley Assistance Grants (TPA)	8.404										1.317			
Scholarships & Adult Education (TPA)	69.745													
TOTAL, BUREAU OF INDIAN EDUCATION	78.149	0.000	0.000	0.000	0.000	0.000	0.000	0.000	0.000	0.000	1.317	0.000	0.000	0.000
TOTAL, DIRECT APPROPRIATED FUNDS	26,379.955	1,528.621	2,332.407	190.039	182.069	175.166	194.299	205.768	242.575	197.337	225.753	187.813	191.831	188.379

TPA - BASE FUNDING
(Dollars in Thousands)

PACIFIC REGION														
PROGRAM TITLE	COLUSA	CORTINA	CLOVERDALE	ROBINSON	ENTERPRISE	GRINDSTONE	BENTON	HOPLAND	JACKSON	CHICKEN RANCH	CAHTO (LAYTONVILLE)	FORT INDEPENDENCE	MANCHESTER	MIDDLETOWN
TRIBAL GOVERNMENT														
Aid to Tribal Government (TPA)														
Consolidated Tribal Gov't Program (TPA)	186.888	189.673	181.712	210.873	186.077	158.830	197.639	184.177	153.217	187.986	202.385	190.315	198.595	139.695
Road Maintenance (TPA)														
Total, Tribal Government	186.888	189.673	181.712	210.873	186.077	158.830	197.639	184.177	153.217	187.986	202.385	190.315	198.595	139.695
HUMAN SERVICES														
Social Services (TPA)														
Indian Child Welfare Act (TPA)	0.192		42.559					38.109	1.526					61.556
Human Services Tribal Design (TPA)														
Total, Human Services	0.192	0.000	42.559	0.000	0.000	0.000	0.000	38.109	1.526	0.000	0.000	0.000	0.000	61.556
TRUST - NATURAL RESOURCES MANAGEMENT														
Natural Resources (TPA)														
Agriculture Program (TPA)														
Forestry Program (TPA)														
Water Resources Program (TPA)		0.052										0.344		
Wildlife & Parks Program (TPA)														
Total, Trust-Natural Resources Management	0.000	0.052	0.000	0.000	0.000	0.000	0.000	0.000	0.000	0.000	0.000	0.344	0.000	0.000
TRUST - REAL ESTATE SERVICES														
Rights Protection (TPA)														
Trust Services (TPA)														
Probate (TPA)														
RES Program (TPA)														
EQ Program (TPA)														
Total, Trust-Real Estate Services	0.000	0.000	0.000	0.000	0.000	0.000	0.000	0.000	0.000	0.000	0.000	0.000	0.000	0.000
PUBLIC SAFETY & JUSTICE														
Tribal Courts (TPA)														
Fire Protection (TPA)														
Total, Public Safety & Justice	0.000	0.000	0.000	0.000	0.000	0.000	0.000	0.000	0.000	0.000	0.000	0.000	0.000	0.000
COMMUNITY & ECONOMIC DEVELOPMENT														
Job Placement & Training (TPA)														
Total, Community & Economic Development	0.000	0.000	0.000	0.000	0.000	0.000	0.000	0.000	0.000	0.000	0.000	0.000	0.000	0.000
EXECUTIVE DIRECTION & ADMINISTRATIVE SERVICES														
Executive Direction (TPA)														
Administrative Services (TPA)														
Total, Executive Direction & Administrative Svcs	0.000	0.000	0.000	0.000	0.000	0.000	0.000	0.000	0.000	0.000	0.000	0.000	0.000	0.000
TOTAL, BUREAU OF INDIAN AFFAIRS	187.080	189.725	224.271	210.873	186.077	158.830	197.639	222.286	154.743	187.986	202.385	190.659	198.595	201.251
BUREAU OF INDIAN EDUCATION														
Johnson-O'Malley Assistance Grants (TPA)														
Scholarships & Adult Education (TPA)						42.168								
TOTAL, BUREAU OF INDIAN EDUCATION	0.000	0.000	0.000	0.000	0.000	42.168	0.000	0.000	0.000	0.000	0.000	0.000	0.000	0.000
TOTAL, DIRECT APPROPRIATED FUNDS	187.080	189.725	224.271	210.873	186.077	200.998	197.639	222.286	154.743	187.986	202.385	190.659	198.595	201.251

TPA - BASE FUNDING
(Dollars in Thousands)

PACIFIC REGION	BIG PINE	CHOOPDA (CHICO RANCHERIA)	PICAYUNE	POTTER VALLEY	REDWOOD VALLEY	ROUND VALLEY (COVELO)	RUMSEY	SANTA ROSA RANCHERIA	STEWARTS POINT	SHINGLE SPRINGS	GREENVILL	TABLE MOUNTAIN	TULE RIVER	LONE PINE	MOORETOWN
PROGRAM TITLE															
TRIBAL GOVERNMENT															
Aid to Tribal Government (TPA)				205.477			192.190	167.095		0.768					
Consolidated Tribal Gov't Program (TPA)	210.605	227.591	210.652		190.748	58.141			167.728	201.391	204.823	195.040	356.095	201.526	265.509
Road Maintenance (TPA)															
Total, Tribal Government	210.605	227.591	210.652	205.477	190.748	58.141	192.190	167.095	167.728	202.159	204.823	195.040	356.095	201.526	265.509
HUMAN SERVICES															
Social Services (TPA)												0.009			
Indian Child Welfare Act (TPA)			51.895		20.057	42.943			30.996		15.196	0.100	32.332		52.302
Human Services Tribal Design (TPA)															
Total, Human Services	0.000	0.000	51.895	0.000	20.057	42.943	0.000	0.000	30.996	0.000	15.196	0.109	32.332	0.000	52.302
TRUST - NATURAL RESOURCES MANAGEMENT															
Natural Resources (TPA)						315.211									
Agriculture Program (TPA)															
Forestry Program (TPA)												0.288			
Water Resources Program (TPA)															
Wildlife & Parks Program (TPA)															
Total, Trust-Natural Resources Management	0.000	0.000	0.000	0.000	0.000	315.211	0.000	0.000	0.000	0.000	0.000	0.288	0.000	0.000	0.000
TRUST - REAL ESTATE SERVICES															
Rights Protection (TPA)															
Trust Services (TPA)															
Probate (TPA)															
RES Program (TPA)						57.579									
EQ Program (TPA)															
Total, Trust-Real Estate Services	0.000	0.000	0.000	0.000	0.000	57.579	0.000	0.000	0.000	0.000	0.000	0.000	0.000	0.000	0.000
PUBLIC SAFETY & JUSTICE															
Tribal Courts (TPA)															
Fire Protection (TPA)															
Total, Public Safety & Justice	0.000	0.000	0.000	0.000	0.000	0.000	0.000	0.000	0.000	0.000	0.000	0.000	0.000	0.000	0.000
COMMUNITY & ECONOMIC DEVELOPMENT															
Job Placement & Training (TPA)															
Total, Community & Economic Development	0.000	0.000	0.000	0.000	0.000	0.000	0.000	0.000	0.000	0.000	0.000	0.000	0.000	0.000	0.000
EXECUTIVE DIRECTION & ADMINISTRATIVE SERVICES															
Executive Direction (TPA)															
Administrative Services (TPA)															
Total, Executive Direction & Administrative Svcs	0.000	0.000	0.000	0.000	0.000	0.000	0.000	0.000	0.000	0.000	0.000	0.000	0.000	0.000	0.000
TOTAL, BUREAU OF INDIAN AFFAIRS	210.605	227.591	262.547	205.477	210.805	473.874	192.190	167.095	198.724	202.159	220.019	195.437	388.427	201.526	317.811
BUREAU OF INDIAN EDUCATION															
Johnson-O'Malley Assistance Grants (TPA)															
Scholarships & Adult Education (TPA)															0.014
TOTAL, BUREAU OF INDIAN EDUCATION	0.000	0.000	0.000	0.000	0.000	0.000	0.000	0.000	0.000	0.000	0.000	0.000	0.000	0.000	0.014
TOTAL, DIRECT APPROPRIATED FUNDS	210.605	227.591	262.547	205.477	210.805	473.874	192.190	167.095	198.724	202.159	220.019	195.437	388.427	201.526	317.825

TPA - BASE FUNDING
(Dollars in Thousands)

PACIFIC REGION																
PROGRAM TITLE	MIWOK	SHERWOOD VALLEY	ELEM INDIAN COLONY	TUOLUMNE	UPPER LAKE	COYOTE VALLEY	RIDGEPORT PAIUTE	DEATH VALLEY TIMBI-SHA SHOSHONE	WILTON MIWOK	TEJON	NORTHERN CALIFORNIA AGENCY	ALTURAS	FORT BIDWELL	PIT RIVER	BIG LAGOON	RESIGHINI
TRIBAL GOVERNMENT																
Aid to Tribal Government (TPA)									154.000	154.000	297.322				147.775	
Consolidated Tribal Gov't Program (TPA)	212.435	199.436	201.988	159.108	183.067	217.907	200.187	189.269	6.765	4.191		192.018	244.365	198.289	6.965	206.702
Road Maintenance (TPA)															2.520	
Total, Tribal Government	212.435	199.436	201.988	159.108	183.067	217.907	200.187	189.269	160.765	158.191	297.322	192.018	244.365	198.289	157.260	206.702
HUMAN SERVICES																
Social Services (TPA)															8.536	0.012
Indian Child Welfare Act (TPA)		9.695		51.943	0.200									0.087	30.212	0.019
Human Services Tribal Design (TPA)																
Total, Human Services	0.000	9.695	0.000	51.943	0.200	0.000	0.000	0.000	0.000	0.000	0.000	0.000	0.000	0.087	38.748	0.031
TRUST - NATURAL RESOURCES MANAGEMENT																
Natural Resources (TPA)											8.999					
Agriculture Program (TPA)														0.257		
Forestry Program (TPA)											62.849		7.388			
Water Resources Program (TPA)													0.620	0.400		
Wildlife & Parks Program (TPA)																
Total, Trust-Natural Resources Management	0.000	0.000	0.000	0.000	0.000	0.000	0.000	0.000	0.000	0.000	71.848	0.000	8.008	0.657	0.000	0.000
TRUST - REAL ESTATE SERVICES																
Rights Protection (TPA)											57.055		3.880			
Trust Services (TPA)											7.432					
Probate (TPA)											134.321					
RES Program (TPA)											179.741		2.970			
EQ Program (TPA)																
Total, Trust-Real Estate Services	0.000	0.000	0.000	0.000	0.000	0.000	0.000	0.000	0.000	0.000	378.549	0.000	6.850	0.000	0.000	0.000
PUBLIC SAFETY & JUSTICE																
Tribal Courts (TPA)																
Fire Protection (TPA)															4.125	
Total, Public Safety & Justice	0.000	0.000	0.000	0.000	0.000	0.000	0.000	0.000	0.000	0.000	0.000	0.000	0.000	0.000	4.125	0.000
COMMUNITY & ECONOMIC DEVELOPMENT																
Job Placement & Training (TPA)											30.915				0.090	
Total, Community & Economic Development	0.000	0.000	0.000	0.000	0.000	0.000	0.000	0.000	0.000	0.000	30.915	0.000	0.000	0.000	0.090	0.000
EXECUTIVE DIRECTION & ADMINISTRATIVE SERVICES																
Executive Direction (TPA)											102.483					
Administrative Services (TPA)											171.719					
Total, Executive Direction & Administrative Svcs	0.000	0.000	0.000	0.000	0.000	0.000	0.000	0.000	0.000	0.000	274.202	0.000	0.000	0.000	0.000	0.000
TOTAL, BUREAU OF INDIAN AFFAIRS	212.435	209.131	201.988	211.051	183.267	217.907	200.187	189.269	160.765	158.191	1,052.836	192.018	259.223	199.033	200.223	206.733
BUREAU OF INDIAN EDUCATION																
Johnson-O'Malley Assistance Grants (TPA)																
Scholarships & Adult Education (TPA)											6.689				20.857	
TOTAL, BUREAU OF INDIAN EDUCATION	0.000	0.000	0.000	0.000	0.000	0.000	0.000	0.000	0.000	0.000	6.689	0.000	0.000	0.000	20.857	0.000
TOTAL, DIRECT APPROPRIATED FUNDS	212.435	209.131	201.988	211.051	183.267	217.907	200.187	189.269	160.765	158.191	1,059.525	192.018	259.223	199.033	221.080	206.733

TPA - BASE FUNDING
(Dollars in Thousands)

PACIFIC REGION	BLUE LAKE	ELK VALLEY	ROHNERVILL	QUARTZ VALLEY	WIYOTT	TRINIDAD	CEDARVILLE	PALM SPRINGS	AGUA CALIENTE	SOUTHERN CALIFORNIA AGENCY	AUGUSTINE	CABAZON	CAHUILLA	CAMPO	CAPITAN GRANDE	BARONA
PROGRAM TITLE																
TRIBAL GOVERNMENT																
Aid to Tribal Government (TPA)	4.639		11.590					52.891	94.918	533.094		27.732	1.974	160.176	116.034	139.652
Consolidated Tribal Gov't Program (TPA)	241.251	261.395	262.510	253.689	215.079	225.257	208.243				173.538		156.463			0.303
Road Maintenance (TPA)																
Total, Tribal Government	245.890	261.395	274.100	253.689	215.079	225.257	208.243	52.891	94.918	533.094	173.538	27.732	158.437	160.176	116.034	139.955
HUMAN SERVICES																
Social Services (TPA)			0.104	0.213						257.353		4.578				
Indian Child Welfare Act (TPA)													26.550	26.636	26.000	27.188
Human Services Tribal Design (TPA)										25.338						
Total, Human Services	0.000	0.000	0.104	0.213	0.000	0.000	0.000	0.000	0.000	282.691	0.000	4.578	26.550	26.636	26.000	27.188
TRUST - NATURAL RESOURCES MANAGEMENT																
Natural Resources (TPA)																
Agriculture Program (TPA)				0.256			0.080			19.578						
Forestry Program (TPA)										75.823		2.073				
Water Resources Program (TPA)				0.187						80.941		1.956				
Wildlife & Parks Program (TPA)									53.769	20.608						
Total, Trust-Natural Resources Management	0.000	0.000	0.000	0.443	0.000	0.000	0.080	0.000	53.769	196.950	0.000	4.029	0.000	0.000	0.000	0.000
TRUST - REAL ESTATE SERVICES																
Rights Protection (TPA)										119.506		1.756				
Trust Services (TPA)								120.306		125.027						
Probate (TPA)										161.687						
RES Program (TPA)	0.265		0.352					530.354		325.193		6.366				
EQ Program (TPA)										73.016		2.227				
Total, Trust-Real Estate Services	0.265	0.000	0.352	0.000	0.000	0.000	0.000	650.660	0.000	804.429	0.000	10.349	0.000	0.000	0.000	0.000
PUBLIC SAFETY & JUSTICE																
Tribal Courts (TPA)																
Fire Protection (TPA)																
Total, Public Safety & Justice	0.000	0.000	0.000	0.000	0.000	0.000	0.000	0.000	0.000	0.000	0.000	0.000	0.000	0.000	0.000	0.000
COMMUNITY & ECONOMIC DEVELOPMENT																
Job Placement & Training (TPA)																
Total, Community & Economic Development	0.000	0.000	0.000	0.000	0.000	0.000	0.000	0.000	0.000	0.000	0.000	0.000	0.000	0.000	0.000	0.000
EXECUTIVE DIRECTION & ADMINISTRATIVE SERVICES																
Executive Direction (TPA)								133.152		126.016		3.522				
Administrative Services (TPA)								151.713		140.430		5.243				
Total, Executive Direction & Administrative Svcs	0.000	0.000	0.000	0.000	0.000	0.000	0.000	284.865	0.000	266.446	0.000	8.765	0.000	0.000	0.000	0.000
TOTAL, BUREAU OF INDIAN AFFAIRS	246.155	261.395	274.556	254.345	215.079	225.257	208.323	988.416	148.687	2,083.610	173.538	55.453	184.987	186.812	142.034	167.143
BUREAU OF INDIAN EDUCATION																
Johnson-O'Malley Assistance Grants (TPA)																
Scholarships & Adult Education (TPA)						0.017										
TOTAL, BUREAU OF INDIAN EDUCATION	0.000	0.000	0.000	0.000	0.000	0.017	0.000	0.000	0.000	0.000	0.000	0.000	0.000	0.000	0.000	0.000
TOTAL, DIRECT APPROPRIATED FUNDS	246.155	261.395	274.556	254.345	215.079	225.274	208.323	988.416	148.687	2,083.610	173.538	55.453	184.987	186.812	142.034	167.143

TPA - BASE FUNDING
(Dollars in Thousands)

PACIFIC REGION														SANTA ROSA BAND OF CAHUILLA	SANTA YNEZ	SANTA YSABEL
PROGRAM TITLE	INAJA	JAMUL	LA JOLLA	LA POSTA	LOS COYOTES	MESA GRANDE	MORONGO	PALA	PAUMA	PECHANGA	RINCON	SAN MANUEL	SAN PASQUAL			
TRIBAL GOVERNMENT																
Aid to Tribal Government (TPA)	159.674				167.116	179.560			165.311		163.869			154.241		
Consolidated Tribal Gov't Program (TPA)		174.548	200.985	160.306			6.201	169.700		82.974		123.397	136.217		165.764	168.265
Road Maintenance (TPA)																
Total, Tribal Government	159.674	174.548	200.985	160.306	167.116	179.560	6.201	169.700	165.311	82.974	163.869	123.397	136.217	154.241	165.764	168.265
HUMAN SERVICES																
Social Services (TPA)																
Indian Child Welfare Act (TPA)	26.000	6.998	2.328	9.058	26.000	12.734	38.003	37.771	26.512	40.202	41.425	39.001	26.267	26.851	35.510	43.787
Human Services Tribal Design (TPA)																
Total, Human Services	26.000	6.998	2.328	9.058	26.000	12.734	38.003	37.771	26.512	40.202	41.425	39.001	26.267	26.851	35.510	43.787
TRUST - NATURAL RESOURCES MANAGEMENT																
Natural Resources (TPA)																
Agriculture Program (TPA)																
Forestry Program (TPA)																
Water Resources Program (TPA)										99.105						
Wildlife & Parks Program (TPA)																
Total, Trust-Natural Resources Management	0.000	0.000	0.000	0.000	0.000	0.000	0.000	0.000	0.000	99.105	0.000	0.000	0.000	0.000	0.000	0.000
TRUST - REAL ESTATE SERVICES																
Rights Protection (TPA)																
Trust Services (TPA)																
Probate (TPA)																
RES Program (TPA)																
EQ Program (TPA)																
Total, Trust-Real Estate Services	0.000	0.000	0.000	0.000	0.000	0.000	0.000	0.000	0.000	0.000	0.000	0.000	0.000	0.000	0.000	0.000
PUBLIC SAFETY & JUSTICE																
Tribal Courts (TPA)																
Fire Protection (TPA)																
Total, Public Safety & Justice	0.000	0.000	0.000	0.000	0.000	0.000	0.000	0.000	0.000	0.000	0.000	0.000	0.000	0.000	0.000	0.000
COMMUNITY & ECONOMIC DEVELOPMENT																
Job Placement & Training (TPA)																
Total, Community & Economic Development	0.000	0.000	0.000	0.000	0.000	0.000	0.000	0.000	0.000	0.000	0.000	0.000	0.000	0.000	0.000	0.000
EXECUTIVE DIRECTION & ADMINISTRATIVE SERVICES																
Executive Direction (TPA)																
Administrative Services (TPA)																
Total, Executive Direction & Administrative Svcs	0.000	0.000	0.000	0.000	0.000	0.000	0.000	0.000	0.000	0.000	0.000	0.000	0.000	0.000	0.000	0.000
TOTAL, BUREAU OF INDIAN AFFAIRS	185.674	181.546	203.313	169.364	193.116	192.294	44.204	207.471	191.823	222.281	205.294	162.398	162.484	181.092	201.274	212.052
BUREAU OF INDIAN EDUCATION																
Johnson-O'Malley Assistance Grants (TPA)									7.087							
Scholarships & Adult Education (TPA)																
TOTAL, BUREAU OF INDIAN EDUCATION	0.000	0.000	0.000	0.000	0.000	0.000	0.000	0.000	7.087	0.000	0.000	0.000	0.000	0.000	0.000	0.000
TOTAL, DIRECT APPROPRIATED FUNDS	185.674	181.546	203.313	169.364	193.116	192.294	44.204	207.471	198.910	222.281	205.294	162.398	162.484	181.092	201.274	212.052

TPA - BASE FUNDING
(Dollars in Thousands)

PACIFIC REGION						
PROGRAM TITLE	SOBOBA	SYCUAN	TORRES- MARTINEZ	RAMONA	TWENTY NINE PALMS	VIEJAS
TRIBAL GOVERNMENT						
Aid to Tribal Government (TPA)	177.665					
Consolidated Tribal Gov't Program (TPA)		136.752	195.323	166.875	149.704	117.126
Road Maintenance (TPA)						
Total, Tribal Government	177.665	136.752	195.323	166.875	149.704	117.126
HUMAN SERVICES						
Social Services (TPA)						
Indian Child Welfare Act (TPA)	43.527	26.636	21.947		26.356	26.214
Human Services Tribal Design (TPA)						
Total, Human Services	43.527	26.636	21.947	0.000	26.356	26.214
TRUST - NATURAL RESOURCES MANAGEMENT						
Natural Resources (TPA)						
Agriculture Program (TPA)						
Forestry Program (TPA)						
Water Resources Program (TPA)						
Wildlife & Parks Program (TPA)						
Total, Trust-Natural Resources Management	0.000	0.000	0.000	0.000	0.000	0.000
TRUST - REAL ESTATE SERVICES						
Rights Protection (TPA)						
Trust Services (TPA)						
Probate (TPA)						
RES Program (TPA)						
EQ Program (TPA)						
Total, Trust-Real Estate Services	0.000	0.000	0.000	0.000	0.000	0.000
PUBLIC SAFETY & JUSTICE						
Tribal Courts (TPA)						
Fire Protection (TPA)	0.527					
Total, Public Safety & Justice	0.527	0.000	0.000	0.000	0.000	0.000
COMMUNITY & ECONOMIC DEVELOPMENT						
Job Placement & Training (TPA)						
Total, Community & Economic Development	0.000	0.000	0.000	0.000	0.000	0.000
EXECUTIVE DIRECTION & ADMINISTRATIVE SERVICES						
Executive Direction (TPA)						
Administrative Services (TPA)						
Total, Executive Direction & Administrative Svcs	0.000	0.000	0.000	0.000	0.000	0.000
TOTAL, BUREAU OF INDIAN AFFAIRS	221.719	163.388	217.270	166.875	176.060	143.340
BUREAU OF INDIAN EDUCATION						
Johnson-O'Malley Assistance Grants (TPA)						
Scholarships & Adult Education (TPA)						
TOTAL, BUREAU OF INDIAN EDUCATION	0.000	0.000	0.000	0.000	0.000	0.000
TOTAL, DIRECT APPROPRIATED FUNDS	221.719	163.388	217.270	166.875	176.060	143.340

TPA - BASE FUNDING
(Dollars in Thousands)

SOUTHWEST REGION														
PROGRAM TITLE	SOUTHWEST TOTAL	SOUTHWEST FIELD OPS	SOUTHERN PUEBLOS AGENCY	ACOMA	COCHITI	ISLETA	JEMEZ	SANDIA	SAN FELIPE	SANTA ANA	SANTO DOMINGO	ZIA	YSLETA DEL SUR	LAGUNA AGENCY
TRIBAL GOVERNMENT														
Aid to Tribal Government (TPA)	1,776.329	71.876	400.538			163.489		4.074	0.175	48.918		71.968		57.660
Consolidated Tribal Govt Program (TPA)	5,203.167			505.805	344.468		0.442	335.358	490.752		286.907		0.000	579.413
Road Maintenance (TPA)	3.666					0.626								
Total, Tribal Government	6,983.162	71.876	400.538	505.805	344.468	164.115	0.442	339.432	490.927	48.918	286.907	71.968	0.000	637.073
HUMAN SERVICES														
Social Services (TPA)	3,193.207	217.976	170.448	113.616		189.894			0.214		228.930	54.695		
Indian Child Welfare Act (TPA)	834.068	0.790		73.031		66.332		35.718	0.091	47.285	68.570	44.069		
Housing Program (TPA)	0.601													
Human Services Tribal Design (TPA)	8.423													
Total, Human Services	4,036.299	218.766	170.448	186.647	0.000	256.226	0.000	35.718	0.305	47.285	297.500	98.764	0.000	0.000
TRUST - NATURAL RESOURCES MANAGEMENT														
Natural Resources (TPA)	580.638	373.617	146.425				13.234							
Agriculture Program (TPA)	2,660.616	0.347	270.086	197.768		0.294	0.000		61.134	0.513	76.580	99.930	0.000	116.990
Forestry Program (TPA)	2,627.503	334.280	168.457	87.091			0.000						0.000	
Water Resources Program (TPA)	121.153													72.583
Wildlife & Parks Program (TPA)	446.750		77.375				7.377						4.697	
Total, Trust-Natural Resources Management	6,436.660	708.244	662.343	284.859	0.000	0.294	20.611	0.000	61.134	0.513	76.580	99.930	4.697	189.573
TRUST - REAL ESTATE SERVICES														
Rights Protection (TPA)	654.495	599.504												
Trust Services (TPA)	558.344	460.539												
Probate (TPA)	274.631	215.399												0.280
RES Program (TPA)	1,631.911	135.679	310.944	23.093			0.000						7.680	109.961
EQ Program (TPA)	89.825	0.219	78.647				8.355						2.604	
Total, Trust-Real Estate Services	3,209.206	1,411.340	389.591	23.093	0.000	0.000	8.355	0.000	0.000	0.000	0.000	0.000	10.284	110.241
PUBLIC SAFETY & JUSTICE														
Tribal Courts (TPA)	1,892.821	121.469		0.000		100.064			0.118	44.645		48.229		
Fire Protection (TPA)	23.871													
Total, Public Safety & Justice	1,916.692	121.469	0.000	0.000	0.000	100.064	0.000	0.000	0.118	44.645	0.000	48.229	0.000	0.000
COMMUNITY & ECONOMIC DEVELOPMENT														
Job Placement & Training (TPA)	413.646		223.626										0.000	
Economic Development (TPA)	95.078						0.000							
Minerals & Mining Program (TPA)	45.636	45.636												
Total, Community & Economic Development	554.360	45.636	223.626	0.000	0.000	0.000	0.000	0.000	0.000	0.000	0.000	0.000	0.000	0.000
EXECUTIVE DIRECTION & ADMINISTRATIVE SERVICES														
Executive Direction (TPA)	1,277.354	114.752	203.409											0.563
Administrative Services (TPA)	1,497.770	147.813	368.447											1.056
Total, Executive Direction & Administrative Svcs	2,775.124	262.565	571.856	0.000	0.000	0.000	0.000	0.000	0.000	0.000	0.000	0.000	0.000	1.619
TOTAL, BUREAU OF INDIAN AFFAIRS	25,911.503	2,839.896	2,418.402	1,000.404	344.468	520.699	29.408	375.150	552.484	141.361	660.987	318.891	14.981	938.506
BUREAU OF INDIAN EDUCATION														
Johnson-O'Malley Assistance Grants (TPA)	513.405			71.676		59.372		0.304		26.935	78.928	18.992	0.102	41.140
Scholarships & Adult Education (TPA)	1,553.997	0.019		131.492		121.486	0.346	4.476	0.150	43.718	154.870	75.985		
TOTAL, BUREAU OF INDIAN EDUCATION	2,067.402	0.019	0.000	203.168	0.000	180.858	0.346	4.780	0.150	70.653	233.798	94.977	0.102	41.140
TOTAL, DIRECT APPROPRIATED FUNDS	27,978.905	2,839.915	2,418.402	1,203.572	344.468	701.557	29.754	379.930	552.634	212.014	894.785	413.868	15.083	979.646

TPA - BASE FUNDING
(Dollars in Thousands)

SOUTHWEST REGION	NORTHERN PUEBLOS AGENCY	NAMBE	PICURIS	POJOAQUE	SAN ILDEFONSO	TESUQUE	SOUTHERN UTE AGENCY	SOUTHERN UTE TRIBE	UTE MOUNTAIN AGENCY	UTE MOUNTAIN TRIBE	JICARILLA AGENCY	JICARILLA APACHE TRIBE	MESCALERO AGENCY	MESCALERO APACHE TRIBE
PROGRAM TITLE														
TRIBAL GOVERNMENT														
Aid to Tribal Government (TPA)	74.778	2.113	1.604	1.785	2.396	1.036	1.318			198.080	1.166		186.716	254.157
Consolidated Tribal Govt Program (TPA)		205.745	156.291	191.567	303.309	186.033								
Road Maintenance (TPA)										1.072		1.968		
Total, Tribal Government	74.778	207.858	157.895	193.352	305.705	187.069	1.318	0.000	0.000	199.152	1.166	1.968	186.716	254.157
HUMAN SERVICES														
Social Services (TPA)	183.597							184.957		633.027		508.673	314.291	73.000
Indian Child Welfare Act (TPA)		43.000	29.654	29.540	38.075	28.915		56.746		48.642		68.518		62.828
Housing Program (TPA)														
Human Services Tribal Design (TPA)								2.040		6.383				
Total, Human Services	183.597	43.000	29.654	29.540	38.075	28.915	0.000	243.743	0.000	688.052	0.000	577.191	314.291	135.828
TRUST - NATURAL RESOURCES MANAGEMENT														
Natural Resources (TPA)	47.362													
Agriculture Program (TPA)	217.449							405.486	131.412		314.708		470.065	
Forestry Program (TPA)	184.992						162.462		77.358	0.013	739.732		736.024	22.129
Water Resources Program (TPA)	48.570													
Wildlife & Parks Program (TPA)	90.049				0.000		0.706			36.829		160.849		68.868
Total, Trust-Natural Resources Management	588.422	0.000	0.000	0.000	0.000	0.000	163.168	405.486	208.770	36.842	1,054.440	160.849	1,206.089	90.997
TRUST - REAL ESTATE SERVICES														
Rights Protection (TPA)	51.342												0.537	
Trust Services (TPA)							97.805							
Probate (TPA)							50.867		2.961					
RES Program (TPA)	155.298			0.000	0.000	0.000	234.091		139.006		319.113		82.609	
EQ Program (TPA)														
Total, Trust-Real Estate Services	206.640	0.000	0.000	0.000	0.000	0.000	382.763	0.000	141.967	0.000	319.113	0.000	83.146	0.000
PUBLIC SAFETY & JUSTICE														
Tribal Courts (TPA)	0.003			0.000	0.000	0.000		166.425	180.937	236.518				994.413
Fire Protection (TPA)												3.978		10.091
Total, Public Safety & Justice	0.003	0.000	0.000	0.000	0.000	0.000	0.000	166.425	180.937	236.518	0.000	3.978	0.000	1,004.504
COMMUNITY & ECONOMIC DEVELOPMENT														
Job Placement & Training (TPA)	40.476						0.211			52.837		33.910		
Economic Development (TPA)								95.078						
Minerals & Mining Program (TPA)														
Total, Community & Economic Development	40.476	0.000	0.000	0.000	0.000	0.000	0.211	95.078	0.000	52.837	0.000	33.910	0.000	0.000
EXECUTIVE DIRECTION & ADMINISTRATIVE SERVICES														
Executive Direction (TPA)	116.311						145.373		123.703		170.970		151.836	
Administrative Services (TPA)	216.824						65.329		123.930		72.519		265.598	
Total, Executive Direction & Administrative Svcs	333.135	0.000	0.000	0.000	0.000	0.000	210.702	0.000	247.633	0.000	243.489	0.000	417.434	0.000
TOTAL, BUREAU OF INDIAN AFFAIRS	1,427.051	250.858	187.549	222.892	343.780	215.984	758.162	910.732	779.307	1,213.401	1,618.208	777.896	2,207.676	1,485.486
BUREAU OF INDIAN EDUCATION														
Johnson-O'Malley Assistance Grants (TPA)								24.150		41.251		64.343		83.560
Scholarships & Adult Education (TPA)	86.072	39.785						67.601		122.489		269.863		75.711
TOTAL, BUREAU OF INDIAN EDUCATION	86.072	39.785	0.000	0.000	0.000	0.000	0.000	91.751	0.000	163.740	0.000	334.206	0.000	159.271
TOTAL, DIRECT APPROPRIATED FUNDS	1,513.123	290.643	187.549	222.892	343.780	215.984	758.162	1,002.483	779.307	1,377.141	1,618.208	1,112.102	2,207.676	1,644.757

TPA - BASE FUNDING
(Dollars in Thousands)

SOUTHWEST REGION	ZUNI AGENCY	ZUNI PUEBLO	RAMAH NAVAJO AGENCY	RAMAH NAVAJO CHAPTER	RAMAH NAVAJO SCHOOL BOARD
PROGRAM TITLE					
TRIBAL GOVERNMENT					
Aid to Tribal Government (TPA)				7.173	225.309
Consolidated Tribal Gov't Program (TPA)		831.861		785.216	
Road Maintenance (TPA)					
Total, Tribal Government	0.000	831.861	0.000	792.389	225.309
HUMAN SERVICES					
Social Services (TPA)					319.889
Indian Child Welfare Act (TPA)		92.264			
Housing Program (TPA)					0.601
Human Services Tribal Design (TPA)					
Total, Human Services	0.000	92.264	0.000	0.000	320.490
TRUST - NATURAL RESOURCES MANAGEMENT					
Natural Resources (TPA)					
Agriculture Program (TPA)	297.854				
Forestry Program (TPA)	114.884		0.081		
Water Resources Program (TPA)					
Wildlife & Parks Program (TPA)					
Total, Trust-Natural Resources Management	412.738	0.000	0.081	0.000	0.000
TRUST - REAL ESTATE SERVICES					
Rights Protection (TPA)		3.112			
Trust Services (TPA)					
Probate (TPA)		5.124			
RES Program (TPA)		114.437			
EQ Program (TPA)					
Total, Trust-Real Estate Services	0.000	122.673	0.000	0.000	0.000
PUBLIC SAFETY & JUSTICE					
Tribal Courts (TPA)					
Fire Protection (TPA)			9.802		
Total, Public Safety & Justice	0.000	0.000	9.802	0.000	0.000
COMMUNITY & ECONOMIC DEVELOPMENT					
Job Placement & Training (TPA)					62.586
Economic Development (TPA)					
Minerals & Mining Program (TPA)					
Total, Community & Economic Development	0.000	0.000	0.000	0.000	62.586
EXECUTIVE DIRECTION & ADMINISTRATIVE SERVICES					
Executive Direction (TPA)	147.648		102.789		
Administrative Services (TPA)	113.573		122.681		
Total, Executive Direction & Administrative Svcs	261.221	0.000	225.470	0.000	0.000
TOTAL, BUREAU OF INDIAN AFFAIRS	673.959	1,046.798	235.353	792.389	608.385
BUREAU OF INDIAN EDUCATION					
Johnson-O'Malley Assistance Grants (TPA)					2.652
Scholarships & Adult Education (TPA)					359.934
TOTAL, BUREAU OF INDIAN EDUCATION	0.000	0.000	0.000	0.000	362.586
TOTAL, DIRECT APPROPRIATED FUNDS	673.959	1,046.798	235.353	792.389	970.971

TPA - BASE FUNDING
(Dollars in Thousands)

NAVAJO REGION								
PROGRAM TITLE	NAVAJO TOTAL	NAVAJO FIELD OPS	NAVAJO NATION	SHIPROCK AGENCY	WESTERN NAVAJO AGENCY	EASTERN NAVAJO AGENCY	CHINLE AGENCY	FORT DEFIANCE AGENCY
TRIBAL GOVERNMENT								
Aid to Tribal Government (TPA)	963.543		963.543					
Total, Tribal Government	963.543	0.000	963.543	0.000	0.000	0.000	0.000	0.000
HUMAN SERVICES								
Social Services (TPA)	5,385.905	2,621	5,383.284					
Indian Child Welfare Act (TPA)	1,210.637	1,149	1,209.488					
Housing Program (TPA)	4.135		4.135					
Total, Human Services	6,600.677	3,770	6,596.907	0.000	0.000	0.000	0.000	0.000
TRUST - NATURAL RESOURCES MANAGEMENT								
Natural Resources (TPA)	1,142.615	1,138.300	4,315					
Agriculture Program (TPA)	4,368.590	1,636.145		559.979	562.344	671.938	329.411	608.773
Forestry Program (TPA)	881.502	147.323	734.179					
Water Resources Program (TPA)	706.023		706.023					
Wildlife & Parks Program (TPA)	501.877		501.877					
Total, Trust-Natural Resources Management	7,600.607	2,921.768	1,946.394	559.979	562.344	671.938	329.411	608.773
TRUST - REAL ESTATE SERVICES								
Trust Services (TPA)	310.043	310.043						
Probate (TPA)	801.348	380.227		106.120		309.896		5.105
RES Program (TPA)	2,509.000	430.003		464.234	208.806	804.307	250.782	350.868
EQ Program (TPA)	579.751	471.512	108.239					
Total, Trust-Real Estate Services	4,200.142	1,591.785	108.239	570.354	208.806	1,114.203	250.782	355.973
PUBLIC SAFETY & JUSTICE								
Tribal Courts (TPA)	1,452.725		1,452.725					
Total, Public Safety & Justice	1,452.725	0.000	1,452.725	0.000	0.000	0.000	0.000	0.000
COMMUNITY & ECONOMIC DEVELOPMENT								
Minerals & Mining Program (TPA)	386.942	386.942						
Total, Community & Economic Development	386.942	386.942	0.000	0.000	0.000	0.000	0.000	0.000
EXECUTIVE DIRECTION & ADMINISTRATIVE SERVICES								
Executive Direction (TPA)	411.197					411.197		
Administrative Services (TPA)	402.372	402.372						
Total, Executive Direction & Administrative Svcs	813.569	402.372	0.000	0.000	0.000	411.197	0.000	0.000
TOTAL, BUREAU OF INDIAN AFFAIRS	22,018.205	5,306.637	11,067.808	1,130.333	771.150	2,197.338	580.193	964.746
BUREAU OF INDIAN EDUCATION								
Johnson-O'Malley Assistance Grants (TPA)	3,825.047		3,825.047					
Scholarships & Adult Education (TPA)	13,495.397		13,495.397					
TOTAL, BUREAU OF INDIAN EDUCATION	17,320.444	0.000	17,320.444	0.000	0.000	0.000	0.000	0.000
TOTAL, DIRECT APPROPRIATED FUNDS	39,338.649	5,306.637	28,388.252	1,130.333	771.150	2,197.338	580.193	964.746

TPA - BASE FUNDING
(Dollars in Thousands)

NORTHWEST REGION													
PROGRAM TITLE	NORTHWEST TOTAL	NORTHWEST FIELD OPS	SILETZ AGENCY	COOS, UMPQUA, SIUSLAW	COW CREEK	COLVILLE AGENCY	COLVILLE TRIBE	FT HALL AGENCY	SHOSHONE- BANNOCK	NORTHWEST BAND OF SHOSHONI	NORTHERN IDAHO AGENCY	COEUR D'ALENE	NEZ PERCE
TRIBAL GOVERNMENT													
Aid to Tribal Government (TPA)	3,367.002	122.056			1.305		0.048	5.821	0.519	241.616	4.440	73.903	6.843
Consolidated Tribal Gov't Program (TPA)	3,949.417			0.000								1,908.764	1,375.922
Road Maintenance (TPA)	13.523												
Total, Tribal Government	7,329.942	122.056	0.000	0.000	1.305	0.000	0.048	5.821	0.519	241.616	4.440	1,982.667	1,382.765
HUMAN SERVICES													
Social Services (TPA)	2,672.896	284.526		1.596	1.157		405.335		246.987		12.647		141.322
Indian Child Welfare Act (TPA)	907.023	0.692		0.327			246.973		67.497			3.482	2.532
Human Services Tribal Design (TPA)	87.779						2.311						
Total, Human Services	3,667.698	285.218	0.000	1.923	1.157	0.000	654.619	0.000	314.484	0.000	12.647	3.482	143.854
TRUST - NATURAL RESOURCES MANAGEMENT													
Natural Resources (TPA)	1,014.833	21.157		0.656	2.841		121.673		17.887	50.315			
Agriculture Program (TPA)	1,868.753	9.032				340.640	229.191	406.017	37.042				
Forestry Program (TPA)	9,094.534	271.603	0.449	0.412		2,132.031	1,297.322		20.183		11.674	19.912	66.113
Water Resources Program (TPA)	462.360						359.425		94.081				
Wildlife & Parks Program (TPA)	1,643.421	13.362					332.757		42.159				21.725
Total, Trust-Natural Resources Management	14,083.901	315.154	0.449	1.068	2.841	2,472.671	2,340.368	406.017	211.352	50.315	11.674	19.912	87.838
TRUST - REAL ESTATE SERVICES													
Rights Protection (TPA)	111.604			0.601					48.042				3.273
Trust Services (TPA)	1,178.977	993.536				6.745		5.422			3.137		
Probate (TPA)	947.009	479.611				114.730		147.977					
RES Program (TPA)	3,078.256	113.987	0.669			18.848	563.763	362.354			274.383	15.119	
EQ Program (TPA)	52.986	20.890							28.490				
Total, Trust-Real Estate Services	5,368.832	1,608.024	0.669	0.601	0.000	140.323	563.763	515.753	76.532	0.000	277.520	15.119	3.273
PUBLIC SAFETY & JUSTICE													
Tribal Courts (TPA)	2,283.720	638.764		0.447			347.198		540.397			7.244	
Fire Protection (TPA)	102.838						65.995		21.094				
Total, Public Safety & Justice	2,386.558	638.764	0.000	0.447	0.000	0.000	413.193	0.000	561.491	0.000	0.000	7.244	0.000
COMMUNITY & ECONOMIC DEVELOPMENT													
Job Placement & Training (TPA)	281.477								3.212				
Economic Development (TPA)	319.035								98.372				
Minerals & Mining Program (TPA)	87.201	6.876											
Total, Community & Economic Development	687.713	6.876	0.000	0.000	0.000	0.000	0.000	0.000	101.584	0.000	0.000	0.000	0.000
EXECUTIVE DIRECTION & ADMINISTRATIVE SERVICES													
Executive Direction (TPA)	1,842.850	83.602	1.640			178.564		113.405			182.355		
Administrative Services (TPA)	2,052.082	365.682	0.931	0.521		152.715	35.164	194.791	14.290		114.024		
Total, Executive Direction & Administrative Svcs	3,894.932	449.284	2.571	0.521	0.000	331.279	35.164	308.196	14.290	0.000	296.379	0.000	0.000
TOTAL, BUREAU OF INDIAN AFFAIRS	37,419.576	3,425.376	3.689	4.560	5.303	2,944.273	4,007.155	1,235.787	1,280.252	291.931	602.660	2,028.424	1,617.730
BUREAU OF INDIAN EDUCATION													
Johnson-O'Malley Assistance Grants (TPA)	562.104			0.263			91.266		76.868			18.052	7.138
Scholarships & Adult Education (TPA)	1,956.871			1.275	0.834		328.749		14.708	60.884		9.400	365.436
TOTAL, BUREAU OF INDIAN EDUCATION	2,518.975	0.000	0.000	1.538	0.834	0.000	420.015	0.000	91.576	60.884	0.000	27.452	372.574
TOTAL, DIRECT APPROPRIATED FUNDS	39,938.551	3,425.376	3.689	6.098	6.137	2,944.273	4,427.170	1,235.787	1,371.828	352.815	602.660	2,055.876	1,990.304

TPA - BASE FUNDING
(Dollars in Thousands)

NORTHWEST REGION	OLYMPIC PENINSULA AGENCY	CHEHALIS	HOH	QUILEUTE	COWLITZ	UMATILLA AGENCY	WARM SPRINGS AGENCY	WARM SPRINGS TRIBE	KLAMATH	BURNS PAIUTE	PUGET SOUND AGENCY	SAMISH	NOOKSACK	PUYALLUP
PROGRAM TITLE														
TRIBAL GOVERNMENT														
Aid to Tribal Government (TPA)	63.105	114.842	16.194	71.463	365.806			142.667	684.162	34.925	183.503	377.826	57.340	48.988
Consolidated Tribal Gov't Program (TPA)				0.789									24.880	
Road Maintenance (TPA)														
Total, Tribal Government	63.105	114.842	16.194	72.252	365.806	0.000	0.000	142.667	684.162	34.925	183.503	377.826	82.220	48.988
HUMAN SERVICES														
Social Services (TPA)		60.218	11.567	97.896			283.002	173.876	152.254	99.286	78.170	1.520	21.609	
Indian Child Welfare Act (TPA)		45.934	31.561	43.237				67.585	85.962	32.295			70.632	1.151
Human Services Tribal Design (TPA)														85.468
Total, Human Services	0.000	106.152	43.128	141.133	0.000	0.000	283.002	241.461	238.216	131.581	78.170	1.520	92.241	86.619
TRUST - NATURAL RESOURCES MANAGEMENT														
Natural Resources (TPA)			18.474	62.710		31.028			202.737	16.108			26.086	403.048
Agriculture Program (TPA)								0.649		15.452				
Forestry Program (TPA)	79.268	34.189		13.180		213.562		6.143			188.193		4.449	
Water Resources Program (TPA)								6.540						0.417
Wildlife & Parks Program (TPA)		140.644	22.122	17.822		2.982		4.967	791.056					1.392
Total, Trust-Natural Resources Management	79.268	174.833	40.596	93.712	0.000	247.572	0.000	18.299	993.793	31.560	188.193	0.000	30.535	404.857
TRUST - REAL ESTATE SERVICES														
Rights Protection (TPA)														
Trust Services (TPA)		0.366								0.400	8.240		4.084	
Probate (TPA)	60.352					0.724					85.661			
RES Program (TPA)	115.839						225.592			0.520	302.596			
EQ Program (TPA)														
Total, Trust-Real Estate Services	176.191	0.366	0.000	0.000	0.000	0.724	225.592	0.000	0.000	0.920	396.497	0.000	4.084	0.000
PUBLIC SAFETY & JUSTICE														
Tribal Courts (TPA)			11.247	185.881				20.674	3.685	71.694				196.829
Fire Protection (TPA)														
Total, Public Safety & Justice	0.000	0.000	11.247	185.881	0.000	0.000	0.000	20.674	3.685	71.694	0.000	0.000	0.000	196.829
COMMUNITY & ECONOMIC DEVELOPMENT														
Job Placement & Training (TPA)		17.904	1.949	39.297					3.573	13.613			13.759	
Economic Development (TPA)		0.925						3.178	60.838					
Minerals & Mining Program (TPA)														
Total, Community & Economic Development	0.000	18.829	1.949	39.297	0.000	0.000	0.000	3.178	64.411	13.613	0.000	0.000	13.759	0.000
EXECUTIVE DIRECTION & ADMINISTRATIVE SERVICES														
Executive Direction (TPA)	152.911	23.197				264.736	119.263				129.105			
Administrative Services (TPA)	128.430	29.814	4.608	4.677			237.111			7.665	16.980	0.593		
Total, Executive Direction & Administrative Svcs	281.341	53.011	4.608	4.677	0.000	264.736	356.374	0.000	0.000	7.665	146.085	0.593	0.000	0.000
TOTAL, BUREAU OF INDIAN AFFAIRS	599.905	468.033	117.722	536.952	365.806	513.032	864.968	426.279	1,984.267	291.958	992.448	379.939	222.839	737.293
BUREAU OF INDIAN EDUCATION														
Johnson-O'Malley Assistance Grants (TPA)		13.688		14.989				89.036		8.685			18.874	
Scholarships & Adult Education (TPA)		22.417	12.852	40.184		0.547		12.569	559.381	35.688		0.716	24.966	42.881
TOTAL, BUREAU OF INDIAN EDUCATION	0.000	36.105	12.852	55.173	0.000	0.547	0.000	101.605	559.381	44.373	0.000	0.716	43.840	42.881
TOTAL, DIRECT APPROPRIATED FUNDS	599.905	504.138	130.574	592.125	365.806	513.579	864.968	527.884	2,543.648	336.331	992.448	380.655	266.679	780.174

TPA - BASE FUNDING
(Dollars in Thousands)

NORTHWEST REGION	SAUK SIUATTLIE	SNOQUALMIE	UPPER SKAGIT	STILLA- GUAMISH	YAKAMA AGENCY	YAKAMA TRIBE	SPOKANE AGENCY	SPOKANE TRIBE	KALISPEL	FLATHEAD AGENCY	METLAKATLA FIELD STATION	TAHOLAH FIELD OFFICE	COEUR D'ALENE AGENCY
PROGRAM TITLE													
TRIBAL GOVERNMENT													
Aid to Tribal Government (TPA)	0.255	199.610	29.780	3.922		48.154		148.853	319.056				
Consolidated Tribal Gov't Program (TPA)	166.082	3.579		249.002		70.905		149.494					
Road Maintenance (TPA)						3.039	8.920				1.564		
Total, Tribal Government	166.337	203.189	29.780	252.924	0.000	122.098	8.920	298.347	319.056	0.000	1.564	0.000	0.000
HUMAN SERVICES													
Social Services (TPA)			17.649		432.586			115.159	34.534				
Indian Child Welfare Act (TPA)			29.738			100.921		46.567	29.937				
Human Services Tribal Design (TPA)													
Total, Human Services	0.000	0.000	47.387	0.000	432.586	100.921	0.000	161.726	64.471	0.000	0.000	0.000	0.000
TRUST - NATURAL RESOURCES MANAGEMENT													
Natural Resources (TPA)	0.986					19.880		12.785	6.462				
Agriculture Program (TPA)					607.404	71.645		113.269	38.412				
Forestry Program (TPA)			7.650		3,441.478	272.253		529.196	124.322	0.542		360.410	
Water Resources Program (TPA)									1.889	0.008			
Wildlife & Parks Program (TPA)						240.462			2.032		9.939		
Total, Trust-Natural Resources Management	0.986	0.000	7.650	0.000	4,048.882	604.240	0.000	655.250	173.117	0.550	9.939	360.410	0.000
TRUST - REAL ESTATE SERVICES													
Rights Protection (TPA)					54.373			3.129	2.186				
Trust Services (TPA)					7.992	30.587		4.237		1.444		112.787	
Probate (TPA)						8.856						49.098	
RES Program (TPA)					258.449	462.740		161.994		8.009		193.394	
EQ Program (TPA)						3.606							
Total, Trust-Real Estate Services	0.000	0.000	0.000	0.000	320.814	505.789	0.000	169.360	2.186	0.000	9.453	355.279	0.000
PUBLIC SAFETY & JUSTICE													
Tribal Courts (TPA)			29.364			140.625		68.981	20.690				
Fire Protection (TPA)								15.749					
Total, Public Safety & Justice	0.000	0.000	29.364	0.000	0.000	140.625	0.000	84.730	20.690	0.000	0.000	0.000	0.000
COMMUNITY & ECONOMIC DEVELOPMENT													
Job Placement & Training (TPA)			4.022			183.988		0.160					
Economic Development (TPA)						70.126		65.574	20.022				
Minerals & Mining Program (TPA)							10.117	70.208					
Total, Community & Economic Development	0.000	0.000	4.022	0.000	0.000	254.114	10.117	135.942	20.022	0.000	0.000	0.000	0.000
EXECUTIVE DIRECTION & ADMINISTRATIVE SERVICES													
Executive Direction (TPA)					157.187		99.220			142.154	109.744		85.767
Administrative Services (TPA)					327.538	18.215	219.505	21.328	0.130		85.452		71.918
Total, Executive Direction & Administrative Svcs	0.000	0.000	0.000	0.000	484.725	18.215	318.725	21.328	0.130	142.154	195.196	0.000	157.685
TOTAL, BUREAU OF INDIAN AFFAIRS	167.323	203.189	118.203	252.924	5,287.007	1,746.002	337.762	1,526.683	599.672	142.704	216.152	715.689	157.685
BUREAU OF INDIAN EDUCATION													
Johnson-O'Malley Assistance Grants (TPA)			5.278			190.711	22.164	0.712	4.380				
Scholarships & Adult Education (TPA)			20.618			402.294		0.472					
TOTAL, BUREAU OF INDIAN EDUCATION	0.000	0.000	25.896	0.000	0.000	593.005	22.164	1.184	4.380	0.000	0.000	0.000	0.000
TOTAL, DIRECT APPROPRIATED FUNDS	167.323	203.189	144.099	252.924	5,287.007	2,339.007	359.926	1,527.867	604.052	142.704	216.152	715.689	157.685

TPA - BASE FUNDING
(Dollars in Thousands)

EASTERN REGION														
PROGRAM TITLE	EASTERN TOTAL	EASTERN FIELD OPS	INDIAN TOWNSHIP	PLEASANT POINT	PENOBSCOT	MALISEET	PEQUOT	MICCOSUKEE	NARRAGANSETT	POARCH CREEK	AROOSTOOK MICMAC	CATAWBA	MOHEGAN	JENA CHOCTAW
TRIBAL GOVERNMENT														
Aid to Tribal Government (TPA)	1,748.928	246.332	18.888				89.157	51.168	2.351					9.501
Consolidated Tribal Govt Program (TPA)	12,650.476		758.092	1,054.336	1,729.891	461.584	136.295	1,129.646	972.446	1,168.614	571.091	1,453.020	11.398	230.278
New Tribes (TPA)	1.026													
Road Maintenance (TPA)	2.682						0.179							
Total, Tribal Government	14,403.112	246.332	776.980	1,054.336	1,729.891	461.584	225.631	1,180.814	974.797	1,168.614	571.091	1,453.020	11.398	239.779
HUMAN SERVICES														
Social Services (TPA)	1,209.814	107.628			73.000		99.921	1.362	2.148					
Indian Child Welfare Act (TPA)	651.796	0.618					41.595	2.043	1.032					
Human Services Tribal Design (TPA)	1.023							0.795						
Total, Human Services	1,862.633	108.246	0.000	0.000	73.000	0.000	141.516	4.200	3.180	0.000	0.000	0.000	0.000	0.000
TRUST - NATURAL RESOURCES MANAGEMENT														
Natural Resources (TPA)	56.098	54.041												
Agriculture Program (TPA)	912.420													
Forestry Program (TPA)	654.088	48.082							0.370					
Water Resources Program (TPA)	722.212	0.114						13.554						
Wildlife & Parks Program (TPA)	153.696							5.526	0.370					
Total, Trust-Natural Resources Management	2,498.514	102.237	0.000	0.000	0.000	0.000	0.000	19.080	0.740	0.000	0.000	0.000	0.000	0.000
TRUST - REAL ESTATE SERVICES														
Rights Protection (TPA)	0.243								0.243					
Trust Services (TPA)	170.354	114.342					41.719							
Probate (TPA)	87.084	87.084												
RES Program (TPA)	1,020.705	125.926						6.434	0.697					
EQ Program (TPA)	104.386	104.386												
Total, Trust-Real Estate Services	1,382.772	431.738	0.000	0.000	0.000	0.000	41.719	6.434	0.940	0.000	0.000	0.000	0.000	0.000
PUBLIC SAFETY & JUSTICE														
Tribal Courts (TPA)	996.107							1.452						
Fire Protection (TPA)	496.961		1.863				78.780	0.870						
Total, Public Safety & Justice	1,493.068	0.000	1.863	0.000	0.000	0.000	78.780	2.322	0.000	0.000	0.000	0.000	0.000	0.000
COMMUNITY & ECONOMIC DEVELOPMENT														
Job Placement & Training (TPA)	300.982								1.132					
Economic Development (TPA)	197.452	0.132						2.747						
Minerals & Mining Program (TPA)	0.036	0.036												
Total, Community & Economic Development	498.470	0.168	0.000	0.000	0.000	0.000	0.000	2.747	1.132	0.000	0.000	0.000	0.000	0.000
EXECUTIVE DIRECTION & ADMINISTRATIVE SERVICES														
Executive Direction (TPA)	461.167	1.441												
Administrative Services (TPA)	491.016	0.135												
Total, Executive Direction & Administrative Svcs	952.183	1.576	0.000	0.000	0.000	0.000	0.000	0.000	0.000	0.000	0.000	0.000	0.000	0.000
TOTAL, BUREAU OF INDIAN AFFAIRS	23,090.752	890.297	778.843	1,054.336	1,802.891	461.584	487.646	1,215.597	980.789	1,168.614	571.091	1,453.020	11.398	239.779
BUREAU OF INDIAN EDUCATION														
Johnson-O'Malley Assistance Grants (TPA)	477.289		3.916						45.743		23.005			
Scholarships & Adult Education (TPA)	933.704	0.105	0.485					0.106	22.737					
TOTAL, BUREAU OF INDIAN EDUCATION	1,410.993	0.105	4.401	0.000	0.000	0.000	0.000	0.106	68.480	0.000	23.005	0.000	0.000	0.000
TOTAL, DIRECT APPROPRIATED FUNDS	24,501.745	890.402	783.244	1,054.336	1,802.891	461.584	487.646	1,215.703	1,049.269	1,168.614	594.096	1,453.020	11.398	239.779

TPA - BASE FUNDING
(Dollars in Thousands)

EASTERN REGION															
PROGRAM TITLE	MASHPEE WAMPANOAG	TUNICA BILOXI	CHITIMACHA	COUSHATTA	SHINNECOCK	SENECA	ONONDAGA	ST REGIS MOHAWK	TONAWANDA	TUSCARORA	ONEIDA NATION	CAYUGA	NEW YORK AGENCY	CHEROKEE AGENCY	EASTERN BAND OF CHEROKEE
TRIBAL GOVERNMENT															
Aid to Tribal Government (TPA)		188.884			154.000	217.403	159.058	6.466	186.177	164.720		209.596			1.832
Consolidated Tribal Govt Program (TPA)	316.562	21.775	811.270	6.011		0.777		197.023	2.942		1,334.619	9.487			272.896
New Tribes (TPA)					1.026										
Road Maintenance (TPA)				0.089											2.414
Total, Tribal Government	316.562	210.659	811.270	6.100	155.026	218.180	159.058	203.489	189.119	164.720	1,334.619	219.083	0.000	0.000	277.142
HUMAN SERVICES															
Social Services (TPA)	2.490	32.270		42.986	0.519	0.390		43.806							258.050
Indian Child Welfare Act (TPA)	0.460	28.137	0.049	46.122	0.117	107.978	40.748	75.583	39.862	39.708					94.754
Human Services Tribal Design (TPA)	0.228														
Total, Human Services	3.178	60.407	0.049	89.108	0.636	108.368	40.748	119.389	39.862	39.708	0.000	0.000	0.000	0.000	352.804
TRUST - NATURAL RESOURCES MANAGEMENT															
Natural Resources (TPA)								0.444							
Agriculture Program (TPA)	0.624			174.104	0.144	1.353									69.872
Forestry Program (TPA)	1.708				0.379	3.096								188.903	
Water Resources Program (TPA)								0.267							
Wildlife & Parks Program (TPA)	0.416				0.093										93.177
Total, Trust-Natural Resources Management	2.748	0.000	0.000	174.104	0.616	4.449	0.000	0.711	0.000	0.000	0.000	0.000	0.000	188.903	163.049
TRUST - REAL ESTATE SERVICES															
Rights Protection (TPA)															
Trust Services (TPA)		0.065												10.160	
Probate (TPA)															
RES Program (TPA)	0.584				0.106									698.754	
EQ Program (TPA)															
Total, Trust-Real Estate Services	0.584	0.065	0.000	0.000	0.106	0.000	0.000	0.000	0.000	0.000	0.000	0.000	0.000	708.914	0.000
PUBLIC SAFETY & JUSTICE															
Tribal Courts (TPA)	1.860				0.248	20.585		94.220							621.044
Fire Protection (TPA)	3.265				0.707	24.835	0.291	9.045						2.500	
Total, Public Safety & Justice	5.125	0.000	0.000	0.000	0.955	45.420	0.291	103.265	0.000	0.000	0.000	0.000	0.000	2.500	621.044
COMMUNITY & ECONOMIC DEVELOPMENT															
Job Placement & Training (TPA)				15.297		0.227		22.787					31.085		
Economic Development (TPA)	0.444	0.078			0.139			20.813							
Minerals & Mining Program (TPA)															
Total, Community & Economic Development	0.444	0.078	0.000	15.297	0.139	0.227	0.000	43.600	0.000	0.000	0.000	0.000	31.085	0.000	0.000
EXECUTIVE DIRECTION & ADMINISTRATIVE SERVICES															
Executive Direction (TPA)													1.200	144.238	
Administrative Services (TPA)													148.955	94.353	
Total, Executive Direction & Administrative Svcs	0.000	0.000	0.000	0.000	0.000	0.000	0.000	0.000	0.000	0.000	0.000	0.000	150.155	238.591	0.000
TOTAL, BUREAU OF INDIAN AFFAIRS	328.641	271.209	811.319	284.609	157.478	376.644	200.097	470.454	228.981	204.428	1,334.619	219.083	181.240	1,138.908	1,414.039
BUREAU OF INDIAN EDUCATION															
Johnson-O'Malley Assistance Grants (TPA)				0.212		161.539	1.247	121.050							
Scholarships & Adult Education (TPA)	1.714			76.409	0.304	136.148	0.246	104.167					65.399		
TOTAL, BUREAU OF INDIAN EDUCATION	1.714	0.000	0.000	76.621	0.304	297.687	1.493	225.217	0.000	0.000	0.000	0.000	65.399	0.000	0.000
TOTAL, DIRECT APPROPRIATED FUNDS	330.355	271.209	811.319	361.230	157.782	674.331	201.590	695.671	228.981	204.428	1,334.619	219.083	246.639	1,138.908	1,414.039

TPA - BASE FUNDING
(Dollars in Thousands)

EASTERN REGION				
PROGRAM TITLE	SEMINOLE AGENCY	SEMINOLE TRIBE OF FLORIDA	CHOCTAW AGENCY	MISSISSIPPI CHOCTAW
TRIBAL GOVERNMENT				
Aid to Tribal Government (TPA)	43.327			0.068
Consolidated Tribal Govt Program (TPA)	0.423			
New Tribes (TPA)				
Road Maintenance (TPA)				
Total, Tribal Government	43.750	0.000	0.000	0.068
HUMAN SERVICES				
Social Services (TPA)	183.177			362.067
Indian Child Welfare Act (TPA)	59.706			73.284
Human Services Tribal Design (TPA)				
Total, Human Services	242.883	0.000	0.000	435.351
TRUST - NATURAL RESOURCES MANAGEMENT				
Natural Resources (TPA)	1.304			0.309
Agriculture Program (TPA)	579.479			86.844
Forestry Program (TPA)	185.842	0.009		225.699
Water Resources Program (TPA)	703.487			4.790
Wildlife & Parks Program (TPA)	3.345			50.769
Total, Trust-Natural Resources Management	1,473.457	0.009	0.000	368.411
TRUST - REAL ESTATE SERVICES				
Rights Protection (TPA)				
Trust Services (TPA)	4.068			
Probate (TPA)				
RES Program (TPA)	111.588			76.616
EQ Program (TPA)				
Total, Trust-Real Estate Services	115.656	0.000	0.000	76.616
PUBLIC SAFETY & JUSTICE				
Tribal Courts (TPA)	0.723			255.975
Fire Protection (TPA)	4.360			370.445
Total, Public Safety & Justice	5.083	0.000	0.000	626.420
COMMUNITY & ECONOMIC DEVELOPMENT				
Job Placement & Training (TPA)	125.346			105.108
Economic Development (TPA)	100.716			72.383
Minerals & Mining Program (TPA)				
Total, Community & Economic Development	226.062	0.000	0.000	177.491
EXECUTIVE DIRECTION & ADMINISTRATIVE SERVICES				
Executive Direction (TPA)		232.534	81.754	
Administrative Services (TPA)		100.716	146.857	
Total, Executive Direction & Administrative Svcs	0.000	333.250	228.611	0.000
TOTAL, BUREAU OF INDIAN AFFAIRS	2,106.891	333.259	228.611	1,684.357
BUREAU OF INDIAN EDUCATION				
Johnson-O'Malley Assistance Grants (TPA)	87.902			32.675
Scholarships & Adult Education (TPA)	145.215			380.669
TOTAL, BUREAU OF INDIAN EDUCATION	233.117	0.000	0.000	413.344
TOTAL, DIRECT APPROPRIATED FUNDS	2,340.008	333.259	228.611	2,097.701

Bureau Regional Allocations

FY 2020 REGIONAL OPERATIONS FUNDING
(Dollars in Thousands)

PROGRAM TITLE	BUREAU TOTAL	NON-BASE RESOURCES	GREAT PLAINS REGION	SOUTHERN PLAINS REGION	ROCKY MOUNTAIN REGION	ALASKA REGION	MIDWEST REGION	EASTERN OKLAHOMA REGION	WESTERN REGION	PACIFIC REGION	SOUTHWEST REGION	NAVAJO REGION	NORTHWEST REGION	EASTERN REGION
TRIBAL GOVERNMENT														
Tribal Government Regional Oversight	5,957.725	0.652	880.246	330.144	381.997	657.004	593.692	277.980	737.770	300.667	426.952	694.611	286.647	389.363
All Other Aid to Tribal Government	950.690		223.178	118.619		111.867	118.687	53.757	40.134	98.723	7.322	136.383	29.104	12.916
Community Services, General	591.186		234.624								137.754	189.558		29.250
Self Determination	4,415.849	0.652	422.444	211.525	381.997	545.137	475.005	224.223	697.636	201.944	281.876	368.670	257.543	347.197
Total, Tribal Government	5,957.725	0.652	880.246	330.144	381.997	657.004	593.692	277.980	737.770	300.667	426.952	694.611	286.647	389.363
HUMAN SERVICES														
Human Services Regional Oversight	2,257.308		209.979	191.952	244.927	288.546	146.813	114.189	168.972	127.342	164.242	348.220	134.799	117.327
Housing Development	1,587.800		138.376	147.970	113.823	196.626	116.151	114.189	137.779	127.342	126.586	116.832	134.799	117.327
Social Services	669.508		71.603	43.982	131.104	91.920	30.662		31.193		37.656	231.388		
Total, Human Services	2,257.308		209.979	191.952	244.927	288.546	146.813	114.189	168.972	127.342	164.242	348.220	134.799	117.327
TRUST - NATURAL RESOURCES MANAGEMENT														
Trust-Natural Resources Regional Oversight	4,309.567	0.069	392.792	131.693	387.443	112.598	419.546	109.818	652.657	234.721	363.989	555.340	654.046	294.855
Forest Marketing Assistance	62.937		2.543						34.347			25.993		0.054
Agriculture	668.644		148.523				18.818		189.644			240.782	60.427	10.450
Fish, Wildlife, and Parks	347.868		46.605				26.573				44.350		230.340	
Forestry	1,297.270	0.040		1.701	83.093	109.520	206.679		178.510	124.845	42.696	138.700	250.819	160.667
Natural Resources, General	1,338.624	0.029	123.941	121.474	228.556		116.171	109.818	125.119	109.876	147.035	149.865		106.740
Water Resources	594.224		71.180	8.518	75.794	3.078	51.305		125.037		129.908		112.460	16.944
Total, Trust-Natural Resources Management	4,309.567	0.069	392.792	131.693	387.443	112.598	419.546	109.818	652.657	234.721	363.989	555.340	654.046	294.855
TRUST - REAL ESTATE SERVICES														
Land Titles & Records Offices	14,284.396	27.299	2,595.966	1,807.963	2,574.909	737.638	568.914	512.014		1,087.243	2,902.580		1,469.870	
Land Records Improvement - Regional ***	1,943.998	1,230.036				713.962								
Other Indian Rights Protection	173.189					47.756						68.226	57.207	
Trust-Real Estate Regional Oversight	10,485.758	0.220	1,520.753	902.459	1,327.908	582.705	693.901		1,080.563	635.328	511.560	1,534.203	1,342.509	353.649
Deputy Regional Director	1,130.878		164.521	138.170	146.182	317.718			196.472	157.047			10.768	
Environmental Quality Services	250.357		25.469	45.707			25.980			40.000	0.600		112.601	
Real Estate Services	6,725.078		1,330.214	558.459	913.269	264.987	333.283		675.213	341.215	248.458	958.793	908.660	192.527
Trust Services	2,379.445	0.220	0.549	160.123	268.457		334.638		208.878	97.066	262.502	575.410	310.480	161.122
Total, Trust-Real Estate Services	26,887.341	1,257.555	4,116.719	2,710.422	3,902.817	2,082.061	1,262.815	512.014	1,080.563	1,722.571	3,414.140	1,602.429	2,869.586	353.649
COMMUNITY & ECONOMIC DEVELOPMENT														
Minerals and Mining Regional Oversight	919.139	505.540	3.137	43.672				60.681	178.767			64.455	62.887	
Minerals and Mining Regional Oversight	919.139	505.540	3.137	43.672				60.681	178.767			64.455	62.887	
Total, Community & Economic Development	919.139	505.540	3.137	43.672				60.681	178.767			64.455	62.887	
EXECUTIVE DIRECTION & ADMINISTRATIVE SERVICES														
Executive Direction (Regional)	3,327.322		446.569	307.962	228.288	215.429	121.837	243.552	342.156	305.049	157.018	184.018	399.324	376.120
Administrative Services (Regional)	14,143.998	429.376	1,086.823	1,027.896	1,222.480	997.933	752.715	793.650	1,603.136	886.817	2,013.928	1,472.773	1,091.473	764.998
Regional Safety Management	2,240.411	1,300.000	125.085	90.928	92.930		90.585		91.029		93.256	151.446	107.989	97.163
Total, Executive Direction & Administrative Svcs	19,711.731	1,729.376	1,658.477	1,426.786	1,543.698	1,213.362	965.137	1,037.202	2,036.321	1,191.866	2,264.202	1,808.237	1,598.786	1,238.281
TOTAL, DIRECT APPROPRIATED FUNDS	60,042.811	3,493.192	7,261.350	4,834.669	6,460.882	4,353.571	3,388.003	2,111.884	4,855.050	3,577.167	6,633.525	5,073.292	5,606.751	2,393.475

* Does not include Internal Transfers or Fixed Costs Adjustments.

Self Governance Compact Participation

Self-Governance Compacts Participation

Participation	FY 2010	FY 2011	FY 2012	FY 2013	FY 2014	FY 2015	FY 2016	FY 2017	FY 2018	FY 2019	FY 2020
Number of annual and multi-year self governance funding agreements	98	101	103	106	111	114	115	116	121	126	131 (Est.)
Number of Tribes covered under annual and multi-year self-governance funding agreements 1/	246	249	251	254	259	262	263	264	269	284	287 (Est.)
Obligations (\$000) awarded under annual and multi-year self governance funding agreements 2/	419,372	436,083	410,734	402,159	442,196	453,220	472,414	493,068	515,762	543,607 (Est.)	570,788 (Est.)

1/ The number of annual and multi-year funding agreements differ from the number of participating tribes since consortia of tribes, specifically in the State of Alaska, have one agreement that serves numerous tribes. The number of tribes may vary during a given year and from one year to the next depending upon tribal decisions to be included in or removed from consortia agreements.

2/ Included in self-governance funding agreements are funds from other Federal programs allocated or awarded to self-governance tribes such as funds from the Department of Transportation/Federal Highway Administration/Tribal Transportation Program, Bureau of Land Management, the Department of Labor, and the Department of Health and Human Services under the Employment, Training, and Related Services Demonstration Act (Pub. L. 102-477).

Self Governance
Compacts
by Tribe/Consortium

2020 OSG Cumulative Base and Shortfall Base

As of Feb 13, 2019

Self Governance Tribes - Total TPA Base

Note: Tribal Bases do not include 2019/2020 pay cost request; pay costs will be adjusted upon enactment.

TRIBE/CONSORTIA	2020 Total TPA Base Requested
ABSENTEE SHAWNEE	870,565
AK-CHIN INDIAN COMMUNITY	459,936
ALEUTIAN PRIBILOF ISLANDS ASSOCIATION	1,936,750
ASA'CARSARMIUT TRIBAL COUNCIL	228,323
ASSOCIATION OF VILLAGE COUNCIL PRESIDENTS	7,796,599
ATHABASCAN TRIBAL GOVERNMENTS, COUNCIL OF	6,699
BARROW, NATIVE VILLAGE OF	1,052,860
BISHOP-PAIUTE TRIBE	308,827
BOIS FORTE TRIBE	1,348,090
BRISTOL BAY NATIVE ASSOCIATION	4,861,644
CABAZON BAND OF MISSION INDIANS	205,656
CHEESH-NA TRIBE	191,164
CHEROKEE NATION	8,663,151
CHICKALOON VILLAGE TRADITIONAL COUNCIL	178,632
CHICKASAW NATION	2,911,957
CHIPPEWA CREE TRIBE	4,204,610
CHOCTAW NATION	4,318,908
CHUGACHMUIT	1,104,714
CITIZEN POTAWATOMI NATION	1,061,884
COOS, LOWER UMPQUA AND SIUS CONFEDERATED TRIBES OF	692,482
COPPER RIVER NATIVE ASSOCIATION	230,794
COQUILLE TRIBE OF OREGON	1,204,356
COW CREEK BAND OF UMPQUA TRIBE OF INDIANS	549,951
DELAWARE NATION	286,927
DRY CREEK RANCHERIA BAND OF POMO INDIANS	230,257
DUCK VALLEY, SHOSHONE-PAIUTE OF	1,575,699
DUCKWATER SHOSHONE TRIBE	449,680
EASTERN SHAWNEE TRIBE OF OKLAHOMA	336,397
ELK VALLEY RANCHERIA	259,770
ELY SHOSHONE TRIBE	433,651
EWIIAAPAAYP BAND OF KUMEYAAY INDIANS	244,508
EYAK, NATIVE VILLAGE OF	166,028
FOND DU LAC RESERVATION	1,402,790
FORT SILL APACHE TRIBE	405,630
GILA RIVER INDIAN COMMUNITY	2,270,954
GRAND PORTAGE RESERVATION	755,490
GRAND RONDE, CONFEDERATED TRIBES OF	1,445,305
GRAND TRAVERSE BAND	1,977,901
GRATON RANCHERIA, FEDERATED INDIANS OF	161,996
HOOPA VALLEY TRIBE	2,824,950
JAMESTOWN S'KLALLAM TRIBE	1,175,284
JEMEZ, PUEBLO OF	674,610
KAKE, ORGANIZED VILLAGE OF	413,367
KARUK TRIBE	581,158

2020 OSG Cumulative Base and Shortfall Base

As of Feb 13, 2019

Self Governance Tribes - Total TPA Base

Note: Tribal Bases do not include 2019/2020 pay cost request; pay costs will be adjusted upon enactment.

TRIBE/CONSORTIA	2020 Total TPA Base Requested
KAW NATION	803,954
KAWERAK, INC.	5,145,507
KENAITZE INDIAN TRIBE	513,043
KETCHIKAN INDIAN CORPORATION	1,072,849
KICKAPOO OF OKLAHOMA	460,717
KLAMATH TRIBES, THE	2,546,154
KNIK TRIBAL COUNCIL	188,898
KOI NATION OF NORTHERN CALIFORNIA	195,923
KOOTENAI TRIBE OF IDAHO	343,489
KOTZEBUE, NATIVE VILLAGE OF	794,132
KWINHAGAK, NATIVE VILLAGE OF	240,082
LEECH LAKE TRIBE	1,923,489
LITTLE RIVER BAND OF OTTAWA INDIANS	474,584
LOWER ELWHA S'KLALLAM TRIBE	1,075,601
LUMMI INDIAN NATION	3,912,754
MAKAH TRIBE	2,661,070
MANIILAQ ASSOCIATION	1,281,829
MANZANITA BAND OF MISSION INDIANS	216,702
MATCH-E-BE-NASH-SHE-WISH BAND OF POTTAWATOMI INDIA	178,388
METLAKATLA INDIAN COMMUNITY	1,728,553
MIAMI TRIBE OF OKLAHOMA	281,323
MILLE LACS BAND OF CHIPPEWA	1,408,685
MODOC TRIBE OF OKLAHOMA	288,462
MOHEGAN TRIBE OF INDIANS OF CONNECTICUT	535,776
MORONGO BAND OF MISSION INDIANS	253,869
MUCKLESHOOT TRIBE	1,139,761
MUSCOGEE CREEK NATION	3,891,221
NINILCHIK TRADITIONAL COUNCIL	156,543
NISQUALLY TRIBE	1,214,961
NOME ESKIMO COMMUNITY	591,550
NORTH FORK RANCHERIA	250,596
NULATO TRIBAL COUNCIL	246,026
OHKAY OWINGEH TRIBE OF NEW MEXICO	544,469
ONEIDA TRIBE OF WISCONSIN	1,198,546
ORUTSARARMIUT NATIVE COUNCIL	687,679
OSAGE NATION	1,030,053
PALA BAND OF MISSION INDIANS	259,015
PINOLEVILLE POMO NATION	245,631
PONCA TRIBE OF OKLAHOMA	665,866
PORT GAMBLE S'KLALLAM TRIBE	1,190,931
QAWALANGIN TRIBE OF UNALASKA	13,683
QUAPAW TRIBE OF OKLAHOMA	494,097
QUINAULT INDIAN NATION	7,354,614
RED LAKE BAND OF CHIPPEWA INDIANS	7,165,597

2020 OSG Cumulative Base and Shortfall Base

As of Feb 13, 2019

Self Governance Tribes - Total TPA Base

Note: Tribal Bases do not include 2019/2020 pay cost request; pay costs will be adjusted upon enactment.

TRIBE/CONSORTIA	2020 Total TPA Base Requested
REDDING RANCHERIA	465,737
SAC AND FOX NATION	1,373,066
SAINT PAUL ISLAND, ALEUT COMMUNITY OF	220,192
SALISH & KOOTENAI, CONFEDERATED	5,911,163
SALT RIVER PIMA-MARICOPA	2,922,419
SAMISH INDIAN NATION	377,130
SANTA CLARA PUEBLO	1,141,738
SAULT STE MARIE TRIBE OF CHIPPEWA	2,977,584
SCOTTS VALLEY BAND OF POMO INDIANS	177,991
SELDOVIA VILLAGE TRIBE IRA	205,045
SENECA-CAYUGA NATION OF OKLAHOMA	327,087
SHERWOOD VALLEY BAND OF POMO INDIANS	224,671
SHOALWATER BAY TRIBE	528,548
SILETZ, CONFEDERATED TRIBES OF	1,644,114
SITKA TRIBE	1,232,913
SKOKOMISH INDIAN TRIBE	1,249,912
SQUAXIN ISLAND TRIBE	1,174,866
STEWARTS POINT RANCHERIA, KASHIA BAND OF POMO INDI	183,791
SUQUAMISH TRIBE	1,459,300
SUSANVILLE INDIAN RANCHERIA	235,952
SWINOMISH INDIAN TRIBE	909,182
TANANA CHIEFS CONFERENCE, INC.	7,445,617
TANANA, NATIVE VILLAGE OF	398,380
TAOS, PUEBLO OF	1,034,347
TLINGIT-HAIDA, CENTRAL COUNCIL OF	3,966,896
TOLOWA DEE-NI' NATION	272,828
TRINIDAD RANCHERIA, CHER-AE HEIGHTS INDIAN COMMUNITY OF THE	222,060
TULALIP TRIBES OF WASHINGTON	1,873,838
UMATILLA, CONFEDERATED TRIBES OF	3,110,341
UNITED KEETOOWAH BAND	294,896
WAMPANOAG TRIBE OF GAY HEAD (AQUINNAH)	971,849
WARM SPRINGS, CONFEDERATED TRIBES OF	2,753,907
WASHOE TRIBE	465,191
WHITE EARTH RESERVATION	2,518,662
WYANDOTTE TRIBE OF OKLAHOMA	409,775
YAKUTAT TLINGIT TRIBE	384,278
YSLETA DEL SUR PUEBLO	992,349
YUROK TRIBE	2,993,068
2020 TOTAL TPA BASE REQUESTED	\$ 174,378,259

Consolidated Tribal Government Program

FY 2018 CTGP Breakout
(Dollars in Thousands)

BUREAU WIDE SUMMARY													
PROGRAM TITLE	TOTAL	GREAT PLAINS REGION	SOUTHERN PLAINS REGION	ROCKY MOUNTAIN REGION	ALASKA REGION	MIDWEST REGION	EASTERN OKLAHOMA REIGON	WESTERN REGION	PACIFIC REGION	SOUTHWEST REGION	NAVAJO REGION	NORTHWEST REGION	EASTERN REGION
Aid to Tribal Government	31,200.937	822.585	477.677		7,011.553	1,053.287	0.045	6,560.014	11,178.922	1,651.166		232.656	2,213.032
Consolidated Tribal Gov't Prgm-CTGP	7,510.503	5,104.504						952.537		0.442			1,453.020
New Tribes	155.480	155.480											
Road Maintenance	25.823	4.183											21.640
TRIBAL GOVERNMENT	38,892.743	6,086.752	477.677		7,011.553	1,053.287	0.045	7,512.551	11,178.922	1,651.608		232.656	3,687.692
Social Services	3,785.596	230.290	140.829		137.259	1,204.967			80.339	345.969		343.250	1,302.693
Indian Child Welfare Act	1,830.846	58.940			0.143	469.127			563.822	274.028		133.588	331.198
Welfare Assistance	651.947	123.229							8.061			111.230	409.427
Other, Human Services	522.633	128.171				8.957		47.470	22.088			74.640	241.307
HUMAN SERVICES	6,893.093	635.486	140.829		137.402	1,690.266		47.470	674.310	619.997		662.708	2,284.625
Natural Resources, General	2,626.597	929.443				280.573			19.911	304.679		185.710	906.281
Agriculture	1,300.658	426.261	18.493						21.870			228.156	605.878
Forestry	1,513.707	326.405	289.482			30.528			56.975	76.380		647.501	86.436
Water Resources	931.389	304.686				33.227			10.683			238.798	343.995
Wildlife and Parks	1,016.568	2.085	195.596			125.063			16.635	135.002		105.090	437.097
TRUST-RESOURCES MANAGEMENT	7,388.919	1,988.880	503.571			469.391			126.074	516.061		1,405.255	2,379.687
Trust Services	1,170.786	974.494							7.122				189.170
Rights Protection	162.946	136.392							3.561				22.993
Real Estate Services	2,158.073	1,076.008			29.543	150.000			20.005	317.222		241.428	323.867
Probate													
Environmental Quality Services	60.432	60.432											
Alaskan Native Programs													
TRUST-REAL ESTATE SERVICES	3,552.237	2,247.326			29.543	150.000			30.688	317.222		241.428	536.030
Scholarships and Adult Education	6,187.176	338.398	645.968		367.857	2,262.931		122.681	524.452	90.309		327.685	1,506.895
Johnson O'Malley	1,447.302	303.702			7.059	167.350		151.147	334.129	12.772		425.557	45.586
Tribal Colleges and Universities	183.318	182.318			1.000								
EDUCATION	7,817.796	824.418	645.968		375.916	2,430.281		273.828	858.581	103.081		753.242	1,552.481
Tribal Courts	6,348.039	84.130	300.365		46.933	3,392.630		10.000		1,482.916			1,031.065
Community Fire Protection	1,852.040	423.478	221.648			165.103			63.335	214.547			763.929
PUBLIC SAFETY & JUSTICE	8,200.079	507.608	522.013		46.933	3,557.733		10.000	63.335	1,697.463			1,794.994
Job Placement & Training	909.746		70.958		138.801	137.427		20.417	99.994			242.395	199.754
Economic Development	814.050	184.027			40.769				11.812	297.735		136.105	143.602
Minerals and Mining	145.228	73.617											71.611
COMMUNITY & ECON. DEVELOPMENT	1,869.024	257.644	70.958		179.570	137.427		20.417	111.806	297.735		378.500	414.967
Executive Direction	149.494											149.494	
Administrative Services	862.098	707.958				28.006						126.134	
EXEC.DIRECTION & ADMINISTRATION	1,011.592	707.958				28.006						275.628	
** GRAND TOTAL **	75,625.483	13,256.072	2,361.016		7,780.917	9,516.391	0.045	7,864.266	13,043.716	5,203.167		3,949.417	12,650.476

FY 2018 CTGP Breakout
(Dollars in Thousands)

GREAT PLAINS REGION										
PROGRAM TITLE	GREAT PLAINS TOTAL	FLANDREAU SANTEE SIOUX TRIBE	CHEYENNE RIVER SIOUX TRIBE	THREE AFFILIATED TRIBES	ROSEBUD AGENCY	PONCA TRIBE OF NEBRASKA	SISSETON-WAHPETON OYATE	STANDING ROCK SIOUX TRIBE	OMAHA TRIBE OF NEBRASKA	WINNEBAGO TRIBE
Aid to Tribal Government	822.585			34.877	787.708					
Consolidated Tribal Gov't Pram-CTGP	5,104.504		788.140	2,068.442	125.000	904.350	307.199	737.912	83.506	89.955
Self Governance										
New Tribes	155.480						27.307	128.173		
Road Maintenance	4.183			4.183						
TRIBAL GOVERNMENT	6,086.752		788.140	2,107.502	912.708	904.350	334.506	866.085	83.506	89.955
Social Services	230.290			29.453						200.837
Indian Child Welfare Act	58.940	58.940								
Welfare Assistance	123.229								76.914	46.315
Other, Human Services	128.171							128.171		
Housing Improvement Program	94.856							94.856		
HUMAN SERVICES	635.486	58.940		29.453				223.027	76.914	247.152
Natural Resources, General	929.443	200.781	398.604		281.712				48.346	
Agriculture	426.261		105.101							321.160
Forestry	326.405				321.405					5.000
Water Resources	304.686	33.899		2.197	268.590					
Wildlife and Parks	2.085			2.085						
TRUST-RESOURCES MANAGEMENT	1,988.880	234.680	503.705	4.282	871.707				48.346	326.160
Trust Services	974.494		974.494							
Deputy Superintendents-Trust										
Rights Protection	136.392							61.549		74.843
Real Estate Services	1,076.008		85.136					913.958	76.914	
Probate										
Environmental Quality Services	60.432								60.432	
Alaskan Native Programs										
TRUST-REAL ESTATE SERVICES	2,247.326		1,059.630					975.507	137.346	74.843
Scholarships and Adult Education	338.398	23.327	2.498	39.508			273.065			
Johnson O'Malley	303.702		23.743	62.334		4.465			213.160	
Tribal Colleges and Universities	182.318			74.436						107.882
EDUCATION	824.418	23.327	26.241	176.278		4.465	273.065		213.160	107.882
Tribal Courts	84.130		28.886			55.244				
Community Fire Protection	423.478			20.231					403.247	
PUBLIC SAFETY & JUSTICE	507.608		28.886	20.231		55.244			403.247	
Job Placement & Training										
Economic Development	184.027					121.397			62.630	
Minerals and Mining	73.617								73.617	
COMMUNITY & ECON. DEVELOPMENT	257.644					121.397			136.247	
Executive Direction										
Administrative Services	707.958						75.093	632.865		
Administrative Services	632.865							632.865		
Safety Management	75.093						75.093			
Common Support Services										
EXEC.DIRECTION & ADMINISTRATION	707.958						75.093	632.865		
** GRAND TOTAL **	13,256.072	316.947	2,406.602	2,337.746	1,784.415	1,085.456	682.664	2,697.484	1,098.766	845.992

FY 2018 CTGP Breakout

(Dollars in Thousands)

SOUTHERN PLAINS REGION							
PROGRAM TITLE	SOUTHERN PLAINS TOTAL	ALABAMA COUSHATTA TRIBE OF TEXAS	IOWA TRIBE OF KS & NE	KICKAPOO TRIBE OF KANSAS	PRAIRIE BAND OF POTAWATOMI	SAC & FOX TRIBE OF KS & MO	TONKAWA TRIBE
Aid to Tribal Government	477.677	62.590	71.775	36.986	86.123	129.082	91.121
Consolidated Tribal Gov't Prgm-CTGP							
New Tribes							
Road Maintenance							
TRIBAL GOVERNMENT	477.677	62.590	71.775	36.986	86.123	129.082	91.121
Social Services	140.829	140.829					
Indian Child Welfare Act							
Welfare Assistance							
Other, Human Services							
HUMAN SERVICES	140.829	140.829					
Natural Resources, General							
Agriculture	18.493			18.493			
Forestry	289.482	289.482					
Water Resources							
Wildlife and Parks	195.596	195.596					
TRUST-RESOURCES MANAGEMENT	503.571	485.078		18.493			
Trust Services							
Rights Protection							
Real Estate Services							
Probate							
Environmental Quality Services							
Alaskan Native Programs							
TRUST-REAL ESTATE SERVICES							
Scholarships and Adult Education	645.968	93.886	62.331	138.697	193.775	26.438	130.841
Johnson O'Malley							
Tribal Colleges and Universities							
EDUCATION	645.968	93.886	62.331	138.697	193.775	26.438	130.841
Tribal Courts	300.365		54.775	143.320	102.270		
Community Fire Protection	221.648			92.464	129.184		
PUBLIC SAFETY & JUSTICE	522.013		54.775	235.784	231.454		
Job Placement & Training	70.958			32.363	26.913		11.682
Economic Development							
Minerals and Mining							
COMMUNITY & ECON. DEVELOP.	70.958			32.363	26.913		11.682
Executive Direction							
Administrative Services							
EXEC.DIRECTION & ADMINISTRATION							
** GRAND TOTAL **	2,361.016	782.383	188.881	462.323	538.265	155.520	233.644

FY 2018 CTGP Breakout
(Dollars in Thousands)

ALASKA REGION		BRISTOL BAY NATIVE ASSOC. (BBNA)									KING COVE (AGDAAGUX)	KING SALMON		LARSEN BAY	
PROGRAM TITLE	ALASKA TOTAL		AFOGNAK	CHICKALOON	CHITINA	COPPER CENTER (KLUTI-KAAH)	GULKANA	IGIUGIG	ILLIAMNA	KARLUK			KNIK		MENTASTA
Aid to Tribal Government	7,011.553	2.602	109.958	115.591	144.073	1.572	7.051	140.819	101.376	123.233	95.283	141.929	1.774	125.745	137.152
Consolidated Tribal Govt Prgm-CTGP															
New Tribes															
Road Maintenance															
TRIBAL GOVERNMENT	7,011.553	2.602	109.958	115.591	144.073	1.572	7.051	140.819	101.376	123.233	95.283	141.929	1.774	125.745	137.152
Social Services	137.259		0.075						4.300						
Indian Child Welfare Act	0.143														
Welfare Assistance															
Other, Human Services															
HUMAN SERVICES	137.402		0.075						4.300						
Natural Resources, General															
Agriculture															
Forestry															
Water Resources															
Wildlife and Parks															
TRUST-RESOURCES MANAGEMENT															
Trust Services															
Rights Protection															
Real Estate Services	29.543														
Probate															
Environmental Quality Services															
Alaskan Native Programs															
TRUST-REAL ESTATE SERVICES	29.543														
Scholarships and Adult Education	367.857								43.137						
Johnson O'Malley	7.059														
Tribal Colleges and Universities	1.000														
EDUCATION	375.916								43.137						
Tribal Courts	46.933														
Community Fire Protection															
PUBLIC SAFETY & JUSTICE	46.933														
Job Placement & Training	138.801														
Economic Development	40.769		40.769												
Minerals and Mining															
COMMUNITY & ECON. DEVELOPMENT	179.570		40.769												
Executive Direction															
Administrative Services															
EXEC.DIRECTION & ADMINISTRATION															
** GRAND TOTAL **	7,780.917	2.602	150.802	115.591	144.073	1.572	7.051	140.819	148.813	123.233	95.283	141.929	1.774	125.745	137.152

FY 2018 CTGP Breakout
(Dollars in Thousands)

ALASKA REGION																	
PROGRAM TITLE	NAKNEK	STUYAHOK	NEWHALEN	NINILCHIK	NONDALTON	OLD HARBOR	OUZINKIE	PEDRO BAY	PORT HEIDEN	PORT LYONS	QUAGAN TAYAGUNGIN	SOUTH NAKNEK	TAZLINA	TYONEK	UGASHIK	UNALASKA (QAWALANGIN)	
Aid to Tribal Government	107.315	80.528	107.851	120.214	120.988	66.091	85.075	110.213	1.828	117.327	1.455	2.822	75.506	129.779	2.352	132.957	
Consolidated Tribal Govt Prgm-CTGP																	
New Tribes																	
Road Maintenance																	
TRIBAL GOVERNMENT	107.315	80.528	107.851	120.214	120.988	66.091	85.075	110.213	1.828	117.327	1.455	2.822	75.506	129.779	2.352	132.957	
Social Services	0.736			0.670				42.195									
Indian Child Welfare Act																	
Welfare Assistance																	
Other, Human Services																	
HUMAN SERVICES	0.736			0.670				42.195									
Natural Resources, General																	
Agriculture																	
Forestry																	
Water Resources																	
Wildlife and Parks																	
TRUST-RESOURCES MANAGEMENT																	
Trust Services																	
Rights Protection																	
Real Estate Services																	
Probate																	
Environmental Quality Services																	
Alaskan Native Programs																	
TRUST-REAL ESTATE SERVICES																	
Scholarships and Adult Education				16.452			19.016	5.763					7.219			15.567	
Johnson O'Malley							6.059										
Tribal Colleges and Universities																	
EDUCATION				16.452			25.075	5.763					7.219			15.567	
Tribal Courts																	
Community Fire Protection																	
PUBLIC SAFETY & JUSTICE																	
Job Placement & Training							20.000	4.603					8.944				
Economic Development																	
Minerals and Mining																	
COMMUNITY & ECON. DEVELOPMENT							20.000	4.603					8.944				
Executive Direction																	
Administrative Services																	
EXEC.DIRECTION & ADMINISTRATION																	
** GRAND TOTAL **	108.051	80.528	107.851	137.336	120.988	66.091	130.150	162.774	1.828	117.327	1.455	2.822	91.669	129.779	2.352	148.524	

FY 2018 CTGP Breakout
(Dollars in Thousands)

ALASKA REGION		LESNOI VILLAGE (WOODY ISLAND)	KAGUYAK VILLAGE	KODIAK TRIBAL COUNCIL	KODIAK AREA NATIVE ASSOC.	VALDEZ	SHOONAO TRIBE OF KODIAK	BETHEL AGENCY	AKIACHAK	AKIAK	ALAKANUK	ANDREAFSKY	ANIAK	ATMAUTLUAK	ORUTSAR-ARMIUT	BILL MOORE'S SLOUGH	CHEFORNAK
PROGRAM TITLE	UNGA																
Aid to Tribal Government		145.256	1.368	161.936	0.058				43.725	5.252		3.284	84.158	112.584			19.480
Consolidated Tribal Gov't Prgm-CTGP																	
New Tribes																	
Road Maintenance																	
TRIBAL GOVERNMENT		145.256	1.368	161.936	0.058				43.725	5.252		3.284	84.158	112.584			19.480
Social Services																	
Indian Child Welfare Act																0.143	
Welfare Assistance																	
Other, Human Services																	
HUMAN SERVICES																0.143	
Natural Resources, General																	
Agriculture																	
Forestry																	
Water Resources																	
Wildlife and Parks																	
TRUST-RESOURCES MANAGEMENT																	
Trust Services																	
Rights Protection																	
Real Estate Services									28.630								
Probate																	
Environmental Quality Services																	
Alaskan Native Programs																	
TRUST-REAL ESTATE SERVICES									28.630								
Scholarships and Adult Education													18.049				
Johnson O'Malley																	
Tribal Colleges and Universities																	
EDUCATION													18.049				
Tribal Courts									29.845								
Community Fire Protection																	
PUBLIC SAFETY & JUSTICE									29.845								
Job Placement & Training																	
Economic Development																	
Minerals and Mining																	
COMMUNITY & ECON. DEVELOPMENT																	
Executive Direction																	
Administrative Services																	
EXEC.DIRECTION & ADMINISTRATION																	
** GRAND TOTAL **		145.256	1.368	161.936	0.058				102.200	5.252		3.284	102.207	112.584		0.143	19.480

FY 2018 CTGP Breakout
(Dollars in Thousands)

ALASKA REGION	CHEVAK	CHULOONA- WICK	CROOKED CREEK	EEL CREEK	EMMONAK	GEORGETOWN	HOOPER BAY	UPPER KALSKAG	KASIGLUK	KIPNUK	KONGIGANAK	KOTLIK	KWETHLUK IRA COUNCIL	KWIGILLINGUK	LIME VILLAGE	LOWER KALSKAG	MARSHALL
Aid to Tribal Government		151.114	7.348	21.181	90.932	2.505			114.288		0.281		77.544	68.425	2.397		5.069
Consolidated Tribal Govt Prgm-CTGP																	
New Tribes																	
Road Maintenance																	
TRIBAL GOVERNMENT		151.114	7.348	21.181	90.932	2.505			114.288		0.281		77.544	68.425	2.397		5.069
Social Services					5.088								24.135	33.034			
Indian Child Welfare Act																	
Welfare Assistance																	
Other, Human Services																	
HUMAN SERVICES					5.088								24.135	33.034			
Natural Resources, General																	
Agriculture																	
Forestry																	
Water Resources																	
Wildlife and Parks																	
TRUST-RESOURCES MANAGEMENT																	
Trust Services																	
Rights Protection																	
Real Estate Services																	
Probate																	
Environmental Quality Services																	
Alaskan Native Programs																	
TRUST-REAL ESTATE SERVICES																	
Scholarships and Adult Education		16.880			32.867												
Johnson O'Malley																	
Tribal Colleges and Universities																	
EDUCATION		16.880			32.867												
Tribal Courts					2.194												
Community Fire Protection																	
PUBLIC SAFETY & JUSTICE					2.194												
Job Placement & Training					2.840												
Economic Development																	
Minerals and Mining																	
COMMUNITY & ECON. DEVELOPMENT					2.840												
Executive Direction																	
Administrative Services																	
EXEC.DIRECTION & ADMINISTRATION																	
** GRAND TOTAL **		167.994	7.348	21.181	133.921	2.505			114.288		0.281		101.679	101.459	2.397		5.069

FY 2018 CTGP Breakout
(Dollars in Thousands)

ALASKA REGION																
PROGRAM TITLE	MEKORYUK	MOUNTAIN VILLAGE (KUIGPAGMUIT)	GOODNEWS BAY	NAPAMUTE	NAPAKIAK	NAPASKIAK	NEWTOK	NIGHTMUTE	NUNAPITCHUK	OHAGAMIUT	OSCARVILLE	PAIMUIT	PILOT STATION	PITKA'S POINT	PLATINUM	KWINHAGAK
Aid to Tribal Government	3.548	0.478	2.711			0.128	2.744	0.096	98.508	157.208		3.046		152.833		
Consolidated Tribal Govt Prgm-CTGP																
New Tribes																
Road Maintenance																
TRIBAL GOVERNMENT	3.548	0.478	2.711			0.128	2.744	0.096	98.508	157.208		3.046		152.833		
Social Services																
Indian Child Welfare Act																
Welfare Assistance																
Other, Human Services																
HUMAN SERVICES																
Natural Resources, General																
Agriculture																
Forestry																
Water Resources																
Wildlife and Parks																
TRUST-RESOURCES MANAGEMENT																
Trust Services																
Rights Protection																
Real Estate Services																
Probate																
Environmental Quality Services																
Alaskan Native Programs																
TRUST-REAL ESTATE SERVICES																
Scholarships and Adult Education									8.430	30.000						
Johnson O'Malley																
Tribal Colleges and Universities																
EDUCATION									8.430	30.000						
Tribal Courts									3.349							
Community Fire Protection																
PUBLIC SAFETY & JUSTICE									3.349							
Job Placement & Training																
Economic Development																
Minerals and Mining																
COMMUNITY & ECON. DEVELOPMENT																
Executive Direction																
Administrative Services																
EXEC.DIRECTION & ADMINISTRATION																
** GRAND TOTAL **	3.548	0.478	2.711			0.128	2.744	0.096	110.287	187.208		3.046		152.833		

FY 2018 CTGP Breakout
(Dollars in Thousands)

ALASKA REGION	RED DEVIL	RUSSIAN MISSION (YUKON)	SCAMMON BAY	SHELDON'S POINT	SLEETMUTE	ST MARY'S (ALQAACIQ)	STONE RIVER	TOKSOOK BAY	TULLUKSAK	TUNTUTULIAK	TUNUNAK	UMKUMIUT	CHUATHBALUK (KUSKOKWIM)	FAIRBANKS NATIVE ASSOC.	ARTIC SLOPE NATIVE ASSOC.	ANAKTUVUK PASS
PROGRAM TITLE																
Aid to Tribal Government		1.440			138.332	1.047		64.742	108.398		99.112	1.988	119.373	3.559	0.171	58.713
Consolidated Tribal Gov't Prgm-CTGP																
New Tribes																
Road Maintenance																
TRIBAL GOVERNMENT		1.440			138.332	1.047		64.742	108.398		99.112	1.988	119.373	3.559	0.171	58.713
Social Services																
Indian Child Welfare Act																
Welfare Assistance																
Other, Human Services																
HUMAN SERVICES																
Natural Resources, General																
Agriculture																
Forestry																
Water Resources																
Wildlife and Parks																
TRUST-RESOURCES MANAGEMENT																
Trust Services																
Rights Protection																
Real Estate Services																
Probate																
Environmental Quality Services																
Alaskan Native Programs																
TRUST-REAL ESTATE SERVICES																
Scholarships and Adult Education								5.022								
Johnson O'Malley																
Tribal Colleges and Universities																
EDUCATION								5.022								
Tribal Courts																
Community Fire Protection																
PUBLIC SAFETY & JUSTICE																
Job Placement & Training																
Economic Development																
Minerals and Mining																
COMMUNITY & ECON. DEVELOPMENT																
Executive Direction																
Administrative Services																
EXEC.DIRECTION & ADMINISTRATION																
** GRAND TOTAL **		1.440			138.332	1.047		69.764	108.398		99.112	1.988	119.373	3.559	0.171	58.713

FY 2018 CTGP Breakout
(Dollars in Thousands)

ALASKA REGION																
PROGRAM TITLE	ANVIK	ATOASUK VILLAGE	BEAVER	CHALKYITSIK	EAGLE	KAKTOVIK VILLAGE	KOYUKUK	LOUDEN (GALENA)	NIQSUT VILLAGE	NORTHWAY	NATIVE VILLAGE OF PT. HOPE	POINT LAY	RUBY	STEVENS VILLAGE	WAINWRIGHT	FAIRBANKS AGENCY
Aid to Tribal Government	145.159	46.152	82.256	109.731	0.971	98.264	53.887	82.687	77.955	138.905	60.860	90.284	133.136	123.256	81.850	13.621
Consolidated Tribal Gov't Prgm-CTGP																
New Tribes																
Road Maintenance																
TRIBAL GOVERNMENT	145.159	46.152	82.256	109.731	0.971	98.264	53.887	82.687	77.955	138.905	60.860	90.284	133.136	123.256	81.850	13.621
Social Services											27.026					
Indian Child Welfare Act																
Welfare Assistance																
Other, Human Services																
HUMAN SERVICES											27.026					
Natural Resources, General																
Agriculture																
Forestry																
Water Resources																
Wildlife and Parks																
TRUST-RESOURCES MANAGEMENT																
Trust Services																
Rights Protection																
Real Estate Services																
Probate																
Environmental Quality Services																
Alaskan Native Programs																
TRUST-REAL ESTATE SERVICES																
Scholarships and Adult Education	2.114		35.748					33.256		11.703	24.000					
Johnson O'Malley																
Tribal Colleges and Universities																
EDUCATION	2.114		35.748					33.256		11.703	24.000					
Tribal Courts	11.545															
Community Fire Protection																
PUBLIC SAFETY & JUSTICE	11.545															
Job Placement & Training	1.000		16.008					19.993			10.000					
Economic Development																
Minerals and Mining																
COMMUNITY & ECON. DEVELOPMENT	1.000		16.008					19.993			10.000					
Executive Direction																
Administrative Services																
EXEC.DIRECTION & ADMINISTRATION																
** GRAND TOTAL **	159.818	46.152	134.012	109.731	0.971	98.264	53.887	135.936	77.955	150.608	121.886	90.284	133.136	123.256	81.850	13.621

FY 2018 CTGP Breakout
(Dollars in Thousands)

ALASKA REGION																		
PROGRAM TITLE	KALTAG	AMBLER	BUCKLAND	DEERING	KIANA TRADITIONAL COUNCIL	KIVALINA	KOBUK	NOATAK	SELAWIK IRA COUNCIL	CHILKOOT (HAINES)	HOONAH	KLUKWAN	DOUGLAS	HYDABURG	PETERSBURG	ANGOON	KASAAN	
Aid to Tribal Government	119.805	1.025	120.683	4.497	103.504	0.865	1.189	1.755	2.877	1.206	151.702	141.232	1.864	170.677	95.285	1.384	1.020	
Consolidated Tribal Gov't Prgm-CTGP																		
New Tribes																		
Road Maintenance																		
TRIBAL GOVERNMENT	119.805	1.025	120.683	4.497	103.504	0.865	1.189	1.755	2.877	1.206	151.702	141.232	1.864	170.677	95.285	1.384	1.020	
Social Services																		
Indian Child Welfare Act																		
Welfare Assistance																		
Other, Human Services																		
HUMAN SERVICES																		
Natural Resources, General																		
Agriculture																		
Forestry																		
Water Resources																		
Wildlife and Parks																		
TRUST-RESOURCES MANAGEMENT																		
Trust Services																		
Rights Protection																		
Real Estate Services											0.913							
Probate																		
Environmental Quality Services																		
Alaskan Native Programs																		
TRUST-REAL ESTATE SERVICES											0.913							
Scholarships and Adult Education	9.307										0.600			11.297	21.430			
Johnson O'Malley																		
Tribal Colleges and Universities																		
EDUCATION	9.307										0.600			11.297	21.430			
Tribal Courts																		
Community Fire Protection																		
PUBLIC SAFETY & JUSTICE																		
Job Placement & Training	15.603										1.000	1.000		9.000	24.882			
Economic Development																		
Minerals and Mining																		
COMMUNITY & ECON. DEVELOPMENT	15.603										1.000	1.000		9.000	24.882			
Executive Direction																		
Administrative Services																		
EXEC.DIRECTION & ADMINISTRATION																		
** GRAND TOTAL **	144.715	1.025	120.683	4.497	103.504	0.865	1.189	1.755	2.877	1.206	154.215	142.232	1.864	190.974	141.597	1.384	1.020	

FY 2018 CTGP Breakout
(Dollars in Thousands)

ALASKA REGION	
PROGRAM TITLE	SKAGWAY
Aid to Tribal Government	105.190
Consolidated Tribal Gov't Prgm-CTGP	
New Tribes	
Road Maintenance	
TRIBAL GOVERNMENT	105.190
Social Services	
Indian Child Welfare Act	
Welfare Assistance	
Other, Human Services	
HUMAN SERVICES	
Natural Resources, General	
Agriculture	
Forestry	
Water Resources	
Wildlife and Parks	
TRUST-RESOURCES MANAGEMENT	
Trust Services	
Rights Protection	
Real Estate Services	
Probate	
Environmental Quality Services	
Alaskan Native Programs	
TRUST-REAL ESTATE SERVICES	
Scholarships and Adult Education	
Johnson O'Malley	1.000
Tribal Colleges and Universities	1.000
EDUCATION	2.000
Tribal Courts	
Community Fire Protection	
PUBLIC SAFETY & JUSTICE	
Job Placement & Training	3.928
Economic Development	
Minerals and Mining	
COMMUNITY & ECON. DEVELOPMENT	3.928
Executive Direction	
Administrative Services	
EXEC.DIRECTION & ADMINISTRATION	
** GRAND TOTAL **	111.118

FY 2018 CTGP Breakout
(Dollars in Thousands)

MIDWEST REGION													
PROGRAM TITLE	MIDWEST TOTAL	SAC & FOX TRIBE OF IOWA	MINNESOTA CHIPPEWA	BAD RIVER	LAC COURTE ORIELLES	FOREST COUNTY POTAWATOMI	RED CLIFF	ST. CROIX	SOKAOGON CHIPPEWA	STOCKBRIDGE MUNSEE	HO CHUNK NATION	UPPER SIOUX	PRAIRIE ISLAND
Aid to Tribal Government	1,053.287	37.135	242.252							23.260			187.061
Consolidated Tribal Gov't Prgm-CTGP													
New Tribes													
Road Maintenance													
TRIBAL GOVERNMENT	1,053.287	37.135	242.252							23.260			187.061
Social Services	1,204.967											52.734	
Indian Child Welfare Act	469.127						92.062	104.280	34.949	62.510	99.000		
Welfare Assistance													
Other, Human Services	8.957												
Housing Improvement Program	7.215	7.215											
HUMAN SERVICES	1,690.266	7.215					92.062	104.280	34.949	62.510	99.000	52.734	
Natural Resources, General	280.573												
Agriculture													
Forestry	30.528									30.528			
Water Resources	33.227												
Wildlife and Parks	125.063												
TRUST-RESOURCES MANAGEMENT	469.391									30.528			
Trust Services													
Rights Protection													
Real Estate Services	150.000												
Probate													
Environmental Quality Services													
Alaskan Native Programs													
TRUST-REAL ESTATE SERVICES	150.000												
Scholarships and Adult Education	2,262.931	168.270		222.544	153.845	126.833	209.415	85.650	82.367	140.002	374.687		
Johnson O'Malley	167.350							30.000	18.491		78.500		
Tribal Colleges and Universities													
EDUCATION	2,430.281	168.270		222.544	153.845	126.833	209.415	115.650	100.858	140.002	453.187		
Tribal Courts	3,392.630	43.554					187.158	59.224	31.938				
Community Fire Protection	165.103						17.198	14.990		23.260			
PUBLIC SAFETY & JUSTICE	3,557.733	43.554					204.356	74.214	31.938	23.260			
Job Placement & Training	137.427				35.000			48.000					
Economic Development													
Minerals and Mining													
COMMUNITY & ECON. DEVELOPMENT	137.427				35.000			48.000					
Executive Direction													
Administrative Services	28.006							28.006					
EXEC.DIRECTION & ADMINISTRATION	28.006							28.006					
** GRAND TOTAL **	9,516.391	256.174	242.252	222.544	188.845	126.833	505.833	370.150	167.745	279.560	552.187	52.734	187.061

FY 2018 CTGP Breakout
(Dollars in Thousands)

MIDWEST REGION											
PROGRAM TITLE	SHAKOPEE	LOWER SIOUX	MENOMINEE	BAY MILLS	HANNAHVILLE	SAGINAW CHIPPEWA	KEWEENAW BAY	LAC VIEUX DESERT	HURON POTAWATOMI	POKAGON BAND OF POTAWATOMI	LITTLE TRAVERSE BAY BAND OF OTTAWA
Aid to Tribal Government	6.664	38.280	185.907	70.310		36.420			51.243		174.755
Consolidated Tribal Gov't Prgm-CTGP											
New Tribes											
Road Maintenance											
TRIBAL GOVERNMENT	6.664	38.280	185.907	70.310		36.420			51.243		174.755
Social Services		101.444		169.892	160.500	225.592	339.418	114.631			40.756
Indian Child Welfare Act						42.352		33.974			
Welfare Assistance											
Other, Human Services					8.957						
Housing Improvement Program											
HUMAN SERVICES		101.444		169.892	169.457	267.944	339.418	148.605			40.756
Natural Resources, General						7.843					272.730
Agriculture											
Forestry											
Water Resources											33.227
Wildlife and Parks				69.221							55.842
TRUST-RESOURCES MANAGEMENT				69.221		7.843					361.799
Trust Services											
Rights Protection											
Real Estate Services	150.000										
Probate											
Environmental Quality Services											
Alaskan Native Programs											
TRUST-REAL ESTATE SERVICES	150.000										
Scholarships and Adult Education				118.483	79.781	2.000	36.146	144.537	68.802		249.569
Johnson O'Malley					13.014	25.206		2.139			
Tribal Colleges and Universities											
EDUCATION				118.483	92.795	27.206	36.146	146.676	68.802		249.569
Tribal Courts		35.360		362.453	88.139	106.684	273.796	74.109	73.500	1,388.731	667.984
Community Fire Protection					62.450	47.205					
PUBLIC SAFETY & JUSTICE		35.360		362.453	150.589	153.889	273.796	74.109	73.500	1,388.731	667.984
Job Placement & Training								54.427			
Economic Development											
Minerals and Mining											
COMMUNITY & ECON. DEVELOPMENT								54.427			
Executive Direction											
Administrative Services											
EXEC.DIRECTION & ADMINISTRATION											
** GRAND TOTAL **	156.664	175.084	185.907	790.359	412.841	493.302	649.360	423.817	193.545	1,388.731	1,494.863

FY 2018 CTGP Breakout
(Dollars in Thousands)

EASTERN OKLAHOMA REGION		
PROGRAM TITLE	EASTERN OKLAHOMA TOTAL	SEMINOLE NATION
Aid to Tribal Government	0.045	0.045
Consolidated Tribal Gov't Prgm-CTGP		
New Tribes		
Road Maintenance		
TRIBAL GOVERNMENT	0.045	0.045
Social Services		
Indian Child Welfare Act		
Welfare Assistance		
Other, Human Services		
HUMAN SERVICES		
Natural Resources, General		
Agriculture		
Forestry		
Water Resources		
Wildlife and Parks		
TRUST-RESOURCES MANAGEMENT		
Trust Services		
Rights Protection		
Real Estate Services		
Probate		
Environmental Quality Services		
Alaskan Native Programs		
TRUST-REAL ESTATE SERVICES		
Scholarships and Adult Education		
Johnson O'Malley		
Tribal Colleges and Universities		
EDUCATION		
Tribal Courts		
Community Fire Protection		
PUBLIC SAFETY & JUSTICE		
Job Placement & Training		
Economic Development		
Minerals and Mining		
COMMUNITY & ECON. DEVELOPMENT		
Executive Direction		
Administrative Services		
EXEC.DIRECTION & ADMINISTRATION		
** GRAND TOTAL **	0.045	0.045

FY 2018 CTGP Breakout
(Dollars in Thousands)

WESTERN REGION																	
PROGRAM TITLE	WESTERN TOTAL	TOHONO O'ODHAM	SALT RIVER AGENCY	FORT MCDOWELL	PIMA AGENCY	SAN CARLOS APACHE	WESTERN NEVADA AGENCY	FALLON	PYRAMID LAKE	SUMMIT LAKE	WALKER RIVER	YERINGTON	YOMBA	SKULL VALLEY	FT YUMA AGENCY	EASTERN NEVADA AGENCY	
Aid to Tribal Government	6,560.014	690.310	259.710	139.584	124.052	149.557	213.594	36.207	1,322.706	115.271		49.622		32.913	381.364	124.291	
Consolidated Tribal Gov't Prgm-CTGP	952.537																
New Tribes																	
Road Maintenance																	
TRIBAL GOVERNMENT	7,512.551	690.310	259.710	139.584	124.052	149.557	213.594	36.207	1,322.706	115.271		49.622		32.913	381.364	124.291	
Social Services																	
Indian Child Welfare Act																	
Welfare Assistance																	
Other, Human Services	47.470												47.470				
Housing Improvement Program																	
HUMAN SERVICES	47.470												47.470				
Natural Resources, General																	
Agriculture																	
Forestry																	
Water Resources																	
Wildlife and Parks																	
TRUST-RESOURCES MANAGEMENT																	
Trust Services																	
Rights Protection																	
Real Estate Services																	
Probate																	
Environmental Quality Services																	
Alaskan Native Programs																	
TRUST-REAL ESTATE SERVICES																	
Scholarships and Adult Education	122.681										93.206						
Johnson O'Malley	151.147							57.470	93.677								
Tribal Colleges and Universities																	
EDUCATION	273.828							57.470	93.677		93.206						
Tribal Courts	10.000												10.000				
Community Fire Protection																	
PUBLIC SAFETY & JUSTICE	10.000												10.000				
Job Placement & Training	20.417																
Economic Development																	
Minerals and Mining																	
COMMUNITY & ECON. DEVELOPMENT	20.417																
Executive Direction																	
Administrative Services																	
EXEC.DIRECTION & ADMINISTRATION																	
** GRAND TOTAL **	7,864.266	690.310	259.710	139.584	124.052	149.557	213.594	93.677	1,416.383	115.271	93.206	49.622	57.470	32.913	381.364	124.291	

FY 2018 CTGP Breakout
(Dollars in Thousands)

WESTERN REGION								
PROGRAM TITLE	TE-MOAK	GOSHUTE	TRUXTON CANON AGENCY	HAVASUPAI	KAIBAB PAIUTE	LAS VEGAS	MOAPA	UTAH PAIUTE
Aid to Tribal Government	0.640	103.398	2,671.366	0.463	144.966			
Consolidated Tribal Gov't Prgm-CTGP						169.577	178.129	604.831
New Tribes								
Road Maintenance								
TRIBAL GOVERNMENT	0.640	103.398	2,671.366	0.463	144.966	169.577	178.129	604.831
Social Services								
Indian Child Welfare Act								
Welfare Assistance								
Other, Human Services								
Housing Improvement Program								
HUMAN SERVICES								
Natural Resources, General								
Agriculture								
Forestry								
Water Resources								
Wildlife and Parks								
TRUST-RESOURCES MANAGEMENT								
Trust Services								
Rights Protection								
Real Estate Services								
Probate								
Environmental Quality Services								
Alaskan Native Programs								
TRUST-REAL ESTATE SERVICES								
Scholarships and Adult Education		29.475						
Johnson O'Malley								
Tribal Colleges and Universities								
EDUCATION		29.475						
Tribal Courts								
Community Fire Protection								
PUBLIC SAFETY & JUSTICE								
Job Placement & Training		20.417						
Economic Development								
Minerals and Mining								
COMMUNITY & ECON. DEVELOPMENT		20.417						
Executive Direction								
Administrative Services								
EXEC.DIRECTION & ADMINISTRATION								
** GRAND TOTAL **	0.640	153.290	2,671.366	0.463	144.966	169.577	178.129	604.831

FY 2018 CTGP Breakout
(Dollars in Thousands)

PACIFIC REGION														
PROGRAM TITLE	PACIFIC TOTAL	IONE MIWUK	PASKENTA	SCOTTS VALLEY	BERRY CREEK	GUIDIVILLE	BIG SANDY	BIG VALLEY	BUENA VISTA	LYTTON	COLD SPRINGS	COLUSA	CORTINA	CLOVERDALE
Aid to Tribal Government	11,178.922	126.562	2.219	179.176	106.733	155.248	129.548	68.198	0.852	191.831	116.677	186.888	178.290	168.992
Consolidated Tribal Govt Prgm-CTGP														
New Tribes														
Road Maintenance														
TRIBAL GOVERNMENT	11,178.922	126.562	2.219	179.176	106.733	155.248	129.548	68.198	0.852	191.831	116.677	186.888	178.290	168.992
Social Services	80.339													
Indian Child Welfare Act	563.822										16.454			
Welfare Assistance	8.061													
Other, Human Services	22.088													
HUMAN SERVICES	674.310										16.454			
Natural Resources, General	19.911													
Agriculture	21.870													
Forestry	56.975													
Water Resources	10.683													
Wildlife and Parks	16.635													
TRUST-RESOURCES MANAGEMENT	126.074													
Trust Services	7.122													
Rights Protection	3.561													
Real Estate Services	20.005	3.375												
Probate														
Environmental Quality Services														
Alaskan Native Programs														
TRUST-REAL ESTATE SERVICES	30.688	3.375												
Scholarships and Adult Education	524.452	27.000				87.327	16.011	20.318			10.471		11.383	5.451
Johnson O'Malley	334.129							130.937						
Tribal Colleges and Universities														
EDUCATION	858.581	27.000				87.327	16.011	151.255			10.471		11.383	5.451
Tribal Courts														
Community Fire Protection	63.335													
PUBLIC SAFETY & JUSTICE	63.335													
Job Placement & Training	99.994							4.515			5.984			7.269
Economic Development	11.812	11.812												
Minerals and Mining														
COMMUNITY & ECON. DEVELOPMENT	111.806	11.812						4.515			5.984			7.269
Executive Direction														
Administrative Services														
EXEC.DIRECTION & ADMINISTRATION														
** GRAND TOTAL **	13,043.716	168.749	2.219	179.176	106.733	242.575	145.559	223.968	0.852	191.831	149.586	186.888	189.673	181.712

FY 2018 CTGP Breakout
(Dollars in Thousands)

PACIFIC REGION												
PROGRAM TITLE	ROBINSON	ENTERPRISE	GRINDSTONE	BENTON	HOPLAND	JACKSON	CHICKEN RANCH	CAHTO (LAYTONVILLE)	FORT INDEPENDENCE	MANCHESTER	MIDDLETOWN	BIG PINE
Aid to Tribal Government	143.394	176.773	142.750	166.017	20.006	153.217	180.467	157.860	176.969	144.974	36.321	185.332
Consolidated Tribal Gov't Prgm-CTGP												
New Tribes												
Road Maintenance												
TRIBAL GOVERNMENT	143.394	176.773	142.750	166.017	20.006	153.217	180.467	157.860	176.969	144.974	36.321	185.332
Social Services	46.392										16.763	
Indian Child Welfare Act			16.080	3.953	46.680		1.880	8.096	1.907	41.705	83.817	
Welfare Assistance												
Other, Human Services									3.813			
HUMAN SERVICES	46.392		16.080	3.953	46.680		1.880	8.096	5.720	41.705	100.580	
Natural Resources, General												
Agriculture									7.626			
Forestry												
Water Resources												
Wildlife and Parks												
TRUST-RESOURCES MANAGEMENT									7.626			
Trust Services												
Rights Protection												
Real Estate Services					4.446		3.759				2.794	
Probate												
Environmental Quality Services												
Alaskan Native Programs												
TRUST-REAL ESTATE SERVICES					4.446		3.759				2.794	
Scholarships and Adult Education	21.087	7.443		15.811	24.451					11.916		25.273
Johnson O'Malley					88.594		1.880	36.429				
Tribal Colleges and Universities												
EDUCATION	21.087	7.443		15.811	113.045		1.880	36.429		11.916		25.273
Tribal Courts												
Community Fire Protection												
PUBLIC SAFETY & JUSTICE												
Job Placement & Training		1.861		11.858								
Economic Development												
Minerals and Mining												
COMMUNITY & ECON. DEVELOPMENT		1.861		11.858								
Executive Direction												
Administrative Services												
EXEC.DIRECTION & ADMINISTRATION												
** GRAND TOTAL **	210.873	186.077	158.830	197.639	184.177	153.217	187.986	202.385	190.315	198.595	139.695	210.605

FY 2018 CTGP Breakout
(Dollars in Thousands)

PACIFIC REGION	CHOOPDA (CHICO RANCHERIA)	PICAYUNE	REDWOOD VALLEY	ROUND VALLEY (COVELO)	GREENVILLE	SHINGLE SPRINGS	STEWARTS POINT	TABLE MOUNTAIN	TULE RIVER	LONE PINE	MOORETOWN	MWOK	SHERWOOD VALLEY
PROGRAM TITLE													
Aid to Tribal Government	129.727	210.652	167.858	29.211	134.417	201.391	164.373	195.040	192.291	149.129	138.058	212.435	97.724
Consolidated Tribal Gov't Prgm-CTGP													
New Tribes													
Road Maintenance													
TRIBAL GOVERNMENT	129.727	210.652	167.858	29.211	134.417	201.391	164.373	195.040	192.291	149.129	138.058	212.435	97.724
Social Services										6.046			
Indian Child Welfare Act			19.075		15.401				42.731	4.031	66.381		49.859
Welfare Assistance										8.061			
Other, Human Services													
HUMAN SERVICES			19.075		15.401				42.731	18.138	66.381		49.859
Natural Resources, General									10.683	6.046			
Agriculture									14.244				
Forestry									56.975				
Water Resources									10.683				
Wildlife and Parks									3.561				
TRUST-RESOURCES MANAGEMENT									96.146	6.046			
Trust Services									7.122				
Rights Protection									3.561				
Real Estate Services	2.276						3.355						
Probate													
Environmental Quality Services													
Alaskan Native Programs													
TRUST-REAL ESTATE SERVICES	2.276						3.355		10.683				
Scholarships and Adult Education	81.933			3.472	26.402					24.183	31.863		
Johnson O'Malley			3.815	2.314									51.853
Tribal Colleges and Universities													
EDUCATION	81.933		3.815	5.786	26.402					24.183	31.863		51.853
Tribal Courts													
Community Fire Protection					28.603				14.244	4.030	13.276		
PUBLIC SAFETY & JUSTICE					28.603				14.244	4.030	13.276		
Job Placement & Training	13.655			23.144							15.931		
Economic Development													
Minerals and Mining													
COMMUNITY & ECON. DEVELOPMENT	13.655			23.144							15.931		
Executive Direction													
Administrative Services													
EXEC.DIRECTION & ADMINISTRATION													
** GRAND TOTAL **	227.591	210.652	190.748	58.141	204.823	201.391	167.728	195.040	356.095	201.526	265.509	212.435	199.436

FY 2018 CTGP Breakout
(Dollars in Thousands)

PACIFIC REGION	ELEM INDIAN COLONY	TUOLUMNE	UPPER LAKE	COYOTE VALLEY	BRIDGEPORT PAIUTE	DEATH VALLEY TIMBI-SHA SHOSHONE	TEJON	WILTON MWOK	ALTURAS	FORT BIDWELL	PIT RIVER	BIG LAGOON	RESIGHINI
PROGRAM TITLE													
Aid to Tribal Government	137.352	87.509	148.284	104.595	200.187	172.235	4.191	6.765	192.018	244.365	198.289	6.965	206.702
Consolidated Tribal Gov't Prgm-CTGP													
New Tribes													
Road Maintenance													
TRIBAL GOVERNMENT	137.352	87.509	148.284	104.595	200.187	172.235	4.191	6.765	192.018	244.365	198.289	6.965	206.702
Social Services		11.138											
Indian Child Welfare Act	30.298	54.097	16.476	39.223		5.678							
Welfare Assistance													
Other, Human Services	6.060			6.537		5.678							
HUMAN SERVICES	36.358	65.235	16.476	45.760		11.356							
Natural Resources, General		3.182											
Agriculture													
Forestry													
Water Resources													
Wildlife and Parks				13.074									
TRUST-RESOURCES MANAGEMENT		3.182		13.074									
Trust Services													
Rights Protection													
Real Estate Services													
Probate													
Environmental Quality Services													
Alaskan Native Programs													
TRUST-REAL ESTATE SERVICES													
Scholarships and Adult Education	18.179			54.478									
Johnson O'Malley			18.307										
Tribal Colleges and Universities													
EDUCATION	18.179		18.307	54.478									
Tribal Courts													
Community Fire Protection		3.182											
PUBLIC SAFETY & JUSTICE		3.182											
Job Placement & Training	10.099					5.678							
Economic Development													
Minerals and Mining													
COMMUNITY & ECON. DEVELOPMENT	10.099					5.678							
Executive Direction													
Administrative Services													
EXEC.DIRECTION & ADMINISTRATION													
** GRAND TOTAL **	201.988	159.108	183.067	217.907	200.187	189.269	4.191	6.765	192.018	244.365	198.289	6.965	206.702

FY 2018 CTGP Breakout
(Dollars in Thousands)

PACIFIC REGION														
PROGRAM TITLE	BLUE LAKE	ELK VALLEY	ROHNERVILLE	QUARTZ VALLEY	WIYOTT	TRINIDAD	CEDARVILLE	AUGUSTINE	CAHUILLA	CAMPO	JAMUL	LA JOLLA	LA POSTA	MORONGO
Aid to Tribal Government	241.251	261.395	262.510	253.689	215.079	225.257	208.243	173.538	156.463	0.303	174.548	200.985	160.306	6.201
Consolidated Tribal Gov't Prgm-CTGP														
New Tribes														
Road Maintenance														
TRIBAL GOVERNMENT	241.251	261.395	262.510	253.689	215.079	225.257	208.243	173.538	156.463	0.303	174.548	200.985	160.306	6.201
Social Services														
Indian Child Welfare Act														
Welfare Assistance														
Other, Human Services														
HUMAN SERVICES														
Natural Resources, General														
Agriculture														
Forestry														
Water Resources														
Wildlife and Parks														
TRUST-RESOURCES MANAGEMENT														
Trust Services														
Rights Protection														
Real Estate Services														
Probate														
Environmental Quality Services														
Alaskan Native Programs														
TRUST-REAL ESTATE SERVICES														
Scholarships and Adult Education														
Johnson O'Malley														
Tribal Colleges and Universities														
EDUCATION														
Tribal Courts														
Community Fire Protection														
PUBLIC SAFETY & JUSTICE														
Job Placement & Training														
Economic Development														
Minerals and Mining														
COMMUNITY & ECON. DEVELOPMENT														
Executive Direction														
Administrative Services														
EXEC.DIRECTION & ADMINISTRATION														
** GRAND TOTAL **	241.251	261.395	262.510	253.689	215.079	225.257	208.243	173.538	156.463	0.303	174.548	200.985	160.306	6.201

FY 2018 CTGP Breakout
(Dollars in Thousands)

PACIFIC REGION												
PROGRAM TITLE	PALA	PECHANGA	SAN MANUEL	SAN PASQUAL	SANTA YNEZ	SANTA YSABEL	SYCUAN	TORRES-MARTINEZ	RAMONA	TWENTY NINE PALMS	VIEJAS	
Aid to Tribal Government	169.700	82.974	123.397	136.217	165.764	168.265	136.752	195.323	166.875	149.704	117.126	
Consolidated Tribal Gov't Prgm-CTGP												
New Tribes												
Road Maintenance												
TRIBAL GOVERNMENT	169.700	82.974	123.397	136.217	165.764	168.265	136.752	195.323	166.875	149.704	117.126	
Social Services												
Indian Child Welfare Act												
Welfare Assistance												
Other, Human Services												
HUMAN SERVICES												
Natural Resources, General												
Agriculture												
Forestry												
Water Resources												
Wildlife and Parks												
TRUST-RESOURCES MANAGEMENT												
Trust Services												
Rights Protection												
Real Estate Services												
Probate												
Environmental Quality Services												
Alaskan Native Programs												
TRUST-REAL ESTATE SERVICES												
Scholarships and Adult Education												
Johnson O'Malley												
Tribal Colleges and Universities												
EDUCATION												
Tribal Courts												
Community Fire Protection												
PUBLIC SAFETY & JUSTICE												
Job Placement & Training												
Economic Development												
Minerals and Mining												
COMMUNITY & ECON. DEVELOPMENT												
Executive Direction												
Administrative Services												
EXEC.DIRECTION & ADMINISTRATION												
** GRAND TOTAL **	169.700	82.974	123.397	136.217	165.764	168.265	136.752	195.323	166.875	149.704	117.126	

FY 2018 CTGP Breakout
(Dollars in Thousands)

SOUTHWEST REGION															
PROGRAM TITLE	SOUTHWEST TOTAL	ACOMA	COCHITI	JEMEZ	SANDIA	SAN FELIPE	SANTO DOMINGO	LAGUNA AGENCY	NAMBE	PICURIS	POJOAQUE	SAN ILDEFONSO	TESUQUE	ZUNI PUEBLO	RAMAH NAVAJO CHAPTER
Aid to Tribal Government	1,651.166	270.346	135.611		53.355	213.415	90.150	579.413	149.126	95.817	22.011	41.922			
Consolidated Tribal Gov't Prgm-CTGP	0.442			0.442											
New Tribes															
Road Maintenance															
TRIBAL GOVERNMENT	1,651.608	270.346	135.611	0.442	53.355	213.415	90.150	579.413	149.126	95.817	22.011	41.922			
Social Services	345.969		85.846			18.883								241.240	
Indian Child Welfare Act	274.028					175.284						98.744			
Welfare Assistance															
Other, Human Services															
HUMAN SERVICES	619.997		85.846			194.167						98.744		241.240	
Natural Resources, General	304.679														304.679
Agriculture															
Forestry	76.380														76.380
Water Resources															
Wildlife and Parks	135.002								32.858	37.187		64.957			
TRUST-RESOURCES MANAGEMENT	516.061								32.858	37.187		64.957			381.059
Trust Services															
Rights Protection															
Real Estate Services	317.222										71.258	97.686			148.278
Probate															
Environmental Quality Services															
Alaskan Native Programs															
TRUST-REAL ESTATE SERVICES	317.222										71.258	97.686			148.278
Scholarships and Adult Education	90.309		72.285		5.482	12.542									
Johnson O'Malley	12.772		11.105		1.667										
Tribal Colleges and Universities															
EDUCATION	103.081		83.390		7.149	12.542									
Tribal Courts	1,482.916	162.328	39.621		232.998	70.628	196.757		23.761	23.287	98.298		186.033	449.205	
Community Fire Protection	214.547	73.131												141.416	
PUBLIC SAFETY & JUSTICE	1,697.463	235.459	39.621		232.998	70.628	196.757		23.761	23.287	98.298		186.033	590.621	
Job Placement & Training															
Economic Development	297.735				41.856										255.879
Minerals and Mining															
COMMUNITY & ECON. DEVELOPMENT	297.735				41.856										255.879
Executive Direction															
Administrative Services															
EXEC.DIRECTION & ADMINISTRATION															
** GRAND TOTAL **	5,203.167	505.805	344.468	0.442	335.358	490.752	286.907	579.413	205.745	156.291	191.567	303.309	186.033	831.861	785.216

FY 2018 CTGP Breakout
(Dollars in Thousands)

NORTHWEST REGION													
PROGRAM TITLE	NORTHWEST TOTAL	COEUR D'ALENE	NEZ PERCE	QUILEUTE	NOOKSACK	SAUK SIUATTLE	SNOQUALMIE	UPPER SKAGIT	STILLA-GUAMISH	YAKAMA AGENCY	YAKAMA TRIBE	SPOKANE AGENCY	SPOKANE TRIBE
Aid to Tribal Government	232.656			0.789	24.880	166.082					40.905		
Consolidated Tribal Gov't Prgm-CTGP													
New Tribes													
Road Maintenance													
TRIBAL GOVERNMENT	232.656			0.789	24.880	166.082					40.905		
Social Services	343.250	163.017	120.301						59.932				
Indian Child Welfare Act	133.588	133.588											
Welfare Assistance	111.230								111.230				
Other, Human Services	74.640								74.640				
HUMAN SERVICES	662.708	296.605	120.301						245.802				
Natural Resources, General	185.710	95.830	89.880										
Agriculture	228.156		228.156										
Forestry	647.501	209.095	438.406										
Water Resources	238.798		208.798								30.000		
Wildlife and Parks	105.090		105.090										
TRUST-RESOURCES MANAGEMENT	1,405.255	304.925	1,070.330								30.000		
Trust Services													
Rights Protection													
Real Estate Services	241.428	241.428											
Probate													
Environmental Quality Services													
Alaskan Native Programs													
TRUST-REAL ESTATE SERVICES	241.428	241.428											
Scholarships and Adult Education	327.685	324.485							3.200				
Johnson O'Malley	425.557	240.266	185.291										
Tribal Colleges and Universities													
EDUCATION	753.242	564.751	185.291						3.200				
Tribal Courts													
Community Fire Protection													
PUBLIC SAFETY & JUSTICE													
Job Placement & Training	242.395	242.395											
Economic Development	136.105	136.105											
Minerals and Mining													
COMMUNITY & ECON. DEVELOPMENT	378.500	378.500											
Executive Direction	149.494												149.494
Administrative Services	126.134	122.555					3.579						
EXEC.DIRECTION & ADMINISTRATION	275.628	122.555					3.579						149.494
** GRAND TOTAL **	3,949.417	1,908.764	1,375.922	0.789	24.880	166.082	3.579		249.002		70.905		149.494

FY 2018 CTGP Breakout
(Dollars in Thousands)

EASTERN REGION													
PROGRAM TITLE	EASTERN TOTAL	INDIAN TOWNSHIP	PLEASANT POINT	PENOBSCOT	MALISEET	PEQUOT	MICCOSUKEE	NARRAGAN-SETT	POARCH CREEK	AROOSTOOK MICMAC	CATAWBA	MOHEGAN	JENA CHOCTAW
Aid to Tribal Government	2,213.032	45.061	75.105		89.547		125.088	293.228	267.885	281.550		11.398	197.348
Consolidated Tribal Gov't Prgm-CTGP	1,453.020										1,453.020		
New Tribes													
Road Maintenance	21.640	0.488							21.152				
TRIBAL GOVERNMENT	3,687.692	45.549	75.105		89.547		125.088	293.228	289.037	281.550	1,453.020	11.398	197.348
Social Services	1,302.693		305.999	179.823	82.716		45.223	149.361	250.000	87.947			10.362
Indian Child Welfare Act	331.198	93.028					45.222	75.332		46.830			
Welfare Assistance	409.427	228.340		81.011	63.838				36.238				
Other, Human Services	241.307						48.121						
HUMAN SERVICES	2,284.625	321.368	305.999	260.834	146.554		138.566	224.693	286.238	134.777			10.362
Natural Resources, General	906.281			676.676					169.527	7.995			
Agriculture	605.878			165.426									
Forestry	86.436	14.220			23.217			48.999					
Water Resources	343.995	1.212			2.955		336.774	0.198		2.856			
Wildlife and Parks	437.097	145.235	49.517				168.387	45.245	27.572	1.141			
TRUST-RESOURCES MANAGEMENT	2,379.687	160.667	49.517	842.102	26.172		505.161	94.442	197.099	11.992			
Trust Services	189.170			178.742									
Rights Protection	22.993							22.993					
Real Estate Services	323.867				50.543		168.387	52.968		51.969			
Probate													
Environmental Quality Services													
Alaskan Native Programs													
TRUST-REAL ESTATE SERVICES	536.030			178.742	50.543		168.387	75.961		51.969			
Scholarships and Adult Education	1,506.895	93.614	237.542	175.296	148.768	96.709	19.244	142.497	73.650	85.091			15.430
Johnson O'Malley	45.586			6.000		39.586							
Tribal Colleges and Universities													
EDUCATION	1,552.481	93.614	237.542	181.296	148.768	136.295	19.244	142.497	73.650	85.091			15.430
Tribal Courts	1,031.065	31.390	168.959	191.037			28.867		187.740				
Community Fire Protection	763.929	105.504	71.751	75.880			38.488		134.850				
PUBLIC SAFETY & JUSTICE	1,794.994	136.894	240.710	266.917			67.355		322.590				
Job Placement & Training	199.754		73.852					116.718					
Economic Development	143.602						105.845	24.907		5.712			7.138
Minerals and Mining	71.611		71.611										
COMMUNITY & ECON. DEVELOPMENT	414.967		145.463				105.845	141.625		5.712			7.138
Executive Direction													
Administrative Services													
EXEC.DIRECTION & ADMINISTRATION													
** GRAND TOTAL **	12,650.476	758.092	1,054.336	1,729.891	461.584	136.295	1,129.646	972.446	1,168.614	571.091	1,453.020	11.398	230.278

FY 2018 CTGP Breakout
(Dollars in Thousands)

EASTERN REGION											
PROGRAM TITLE	MASHPEE WANPANOAG	TUNICA BILOXI	CHITIMACHA	COUSHATTA	SENECA	ST REGIS MOHAWK	TONAWANDA	ONEIDA NATION	CAYUGA	EASTERN BAND OF CHEROKEE	SEMINOLE TRIBE OF FLORIDA
Aid to Tribal Government	228.952	15.749	190.000	6.011	0.777	62.555	2.942	309.926	9.487		0.423
Consolidated Tribal Gov't Prgm-CTGP											
New Tribes											
Road Maintenance											
TRIBAL GOVERNMENT	228.952	15.749	190.000	6.011	0.777	62.555	2.942	309.926	9.487		0.423
Social Services	41.691	2.868	137.100			9.603					
Indian Child Welfare Act	36.162	2.487				32.137					
Welfare Assistance											
Other, Human Services								193.186			
HUMAN SERVICES	77.853	5.355	137.100			41.740		193.186			
Natural Resources, General								52.083			
Agriculture								440.452			
Forestry											
Water Resources											
Wildlife and Parks											
TRUST-RESOURCES MANAGEMENT								492.535			
Trust Services	9.757	0.671									
Rights Protection											
Real Estate Services											
Probate											
Environmental Quality Services											
Alaskan Native Programs											
TRUST-REAL ESTATE SERVICES	9.757	0.671									
Scholarships and Adult Education			100.000			46.158				272.896	
Johnson O'Malley											
Tribal Colleges and Universities											
EDUCATION			100.000			46.158				272.896	
Tribal Courts			234.170			33.550		155.352			
Community Fire Protection			150.000			3.836		183.620			
PUBLIC SAFETY & JUSTICE			384.170			37.386		338.972			
Job Placement & Training						9.184					
Economic Development											
Minerals and Mining											
COMMUNITY & ECON. DEVELOPMENT						9.184					
Executive Direction											
Administrative Services											
EXEC.DIRECTION & ADMINISTRATION											
** GRAND TOTAL **	316.562	21.775	811.270	6.011	0.777	197.023	2.942	1,334.619	9.487	272.896	0.423

Section 403 Compliance

Compliance with Section 403

Section 403 of Public Law 115-141, Consolidated Appropriations Act, 2018, includes a requirement for disclosure of program assessments used to support Government-wide, departmental, or agency initiatives or general operations. The general provision states:

SEC. 403. The amount and basis of estimated overhead charges, deductions, reserves or holdbacks, including working capital fund and cost pool charges, from programs, projects, activities, and subactivities to support government-wide, departmental, agency, or bureau administrative functions or headquarters, regional, or central operations shall be presented in annual budget justifications and subject to approval by the Committees on Appropriations of the House of Representatives and the Senate. Changes to such estimates shall be presented to the Committees on Appropriations for approval.

Burden Rate on Reimbursable Contract and Agreements

The Office of Management and Budget (OMB) Circular A-25 and the Statement of Federal Financial Accounting Standards (SFFAS) No. 4 require Federal agencies to assess a burden rate (user charge) on reimbursable contracts and agreements, where agencies act in the capacity of a service provider. Beginning in FY 2007, Indian Affairs initiated the inclusion of a burden rate to be applied to all new reimbursable agreements initiated in FY 2007 and thereafter. The rate for each new fiscal year is re-calculated and re-issued prior to the start of the new fiscal year.

Agreements requiring application of a burden assessment rate include all reimbursable agreements, with certain exceptions, between Indian Affairs and other Federal agencies, State, and local governments, the public, and other Department of the Interior agencies. Exceptions to the policy include reimbursable agreements that result in compacts, contracts, and grants awarded pursuant to 25 USC 5301 et seq. (Public Law 93-638 the Indian Self Determination and Education Assistance Act), and reimbursable agreements received under the authority of 25 U.S.C. 318a (P.L 70-520 The Federal Highway Act), as amended by 23 U.S.C. 202 (P.L. 112-141 Moving Ahead for Progress in the 21st Century Act and P.L.114-94 Fixing America's Surface Transportation Act of 2015). In addition, the burden rate does not apply to authority received from the Department of Education for programs operated through the Bureau of Indian Education (BIE) and to grants awarded to BIE by other Federal agencies or State institutions to support BIE programs, and funds received by BIE from State agencies for the administration of the Food Services Program. All funds received from a tribal government are also exempt from the burden assessment.

Furthermore, the burden rate does not apply to Intra-agency/Inter-agency Personnel Agreements established to detail an Indian Affairs (IA) employee to another Federal, State, local or tribal government, nor does it apply to emergency supplemental agreements and Wildfire Management-Fire Suppression reimbursements. Finally, construction agreements for the benefit of a tribe/school, cost shared administrative support agreements, travel expenses or award payments to an IA employee are exempt from the burden rate assessment as well as TAAMS related efforts, i.e., trainings, program enhancements, program support.

Program Assessments

In FY 2020, Indian Affairs may assess no more than 1.5 percent to programs within the Operation of Indian Programs account for certain administrative costs that support emergent, unfunded government-wide, departmental, and Indian Affairs efforts performed at regional or central offices such as direct lease shortfalls, union representation/labor relations, ethics program support, and common use charges.

Department of the Interior Working Capital Fund Charges and Deductions

The following table summarizes data for collections paid to the Department under the Working Capital Fund (WCF) centralized and direct billings.

**WORKING CAPITAL FUND BILLING
FY 2020 President's Budget
BUREAU OF INDIAN AFFAIRS
(\$ in thousands)**

Activity	2019			2020 Estimate		
	Central	Direct	TOTAL	Central	Direct	TOTAL
OS Shared Services	2,736.8	46.4	2,783.2	2,678.5	46.6	2,725.1
OS Activities	6,330.2	2,777.3	9,107.5	6,092.6	2,787.8	8,880.4
IT Shared Services	7,461.5	8,593.3	16,054.8	5,979.8	9,280.4	15,260.2
Interior Business Center	2,733.0	2,612.4	5,345.4	2,919.7	2,901.0	5,820.7
TOTAL, WCF Billing	19,261.5	14,029.4	33,290.9	17,670.6	15,015.8	32,686.4